

State of the Region:

NEW YORK CITY

2021 Annual Report



New York City
Regional Economic
Development Council

Table of Contents

MESSAGE FROM THE CO-CHAIRS.....	5
I. EXECUTIVE SUMMARY	6
II. STRATEGIC UPDATE	9
Regional Priorities.....	10
Opportunity Zone Updates.....	20
State Priorities	24
III. PARTICIPATION.....	30
Work Groups	31
Public Outreach and Engagement.....	33
Priority Project Selection Criteria.....	34
IV. PREVIOUSLY FUNDED CFA PROJECTS.....	36
Introduction.....	37
Overview of Previously Funded CFA Projects	38
Overview of All Previously Funded CFA Projects	42
V. APPENDIX.....	44
Photo credits.....	106



MESSAGE FROM THE CO-CHAIRS

Governor Cuomo, Chairman Cohen and Acting Commissioner Gertler:

On behalf of the New York City Regional Economic Development Council, we are pleased to submit our 2021 Annual Report.

Since its inception over a decade ago, the Regional Councils have played a central role in promoting long-term, sustainable economic growth—both here in the New York City region and statewide. This is a pivotal moment for New York, and the 2021 Annual Report serves as a valuable resource that allows us to track our efforts to date while we continue planning for the future.

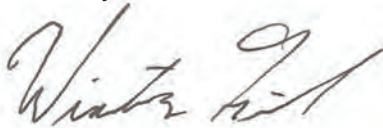
Included in the pages ahead are key updates on regional and statewide priorities and the strides we've made towards reaching our goals. The report also provides an assessment of new challenges facing New York as a result of the pandemic and the strategies we've developed to ensure the Regional Council continues to serve as an engine for equitable growth. Lastly, we are excited to provide an update on projects that have received funding through the Consolidated Funding Application and the outsized impact these targeted investments have had on local communities across the region.

The work of the Regional Councils is more important now than ever before. The economic toll taken by the pandemic has been immense, but as we look toward reopening, there is great potential for our state to come back stronger than ever. To achieve this goal, we must rise to the occasion through comprehensive, strategic planning to level set where we stand as a state and what we need to prioritize in order to drive this recovery forward. We're proud to say that with the help of public and private stakeholders, our Regional Council has put forward a robust framework to incentivize job creation, spark economic activity and ultimately create opportunities for more New Yorkers to share in this growth.

As New York's COVID-19 restrictions have now been lifted, we would like to acknowledge your effective leadership in guiding us through this incredibly difficult time. In addition, we want to thank Lieutenant Governor Kathy Hochul for her continued leadership in shepherding all ten Regional Councils through unprecedented and difficult circumstances. We also want to thank our fellow council members for their work developing bottom-up strategies for economic development.

The Regional Councils have been a key pillar of New York state's planning and development processes, and we commend your vision and continued commitment to building a more inclusive and prosperous economy.


Sincerely,



Winston Fisher
Partner
Fisher Brothers



Félix V. Matos Rodríguez
Chancellor
City University of New York



PART ONE

Executive Summary

The New York City region has been awarded \$615.8 million over nine funding rounds. Despite the impact from the COVID-19 pandemic, these projects are expected to create and retain over 51,000 jobs and leverage nearly \$5.3 billion in private and other public investment.

At the end of 2019, New York City's economic output was up 46% since 2011 to \$962 billion—5% of U.S. GDP. Unemployment had reached a historic low of 3.6% and 80,000 jobs had been created in the prior year. Tech had emerged as the region's fastest growing sector, and New York City rivaled Silicon Valley with a 53% increase in high-tech jobs since the start of the decade. Venture capital investment in the region had increased 407% to \$13.6 billion.

Eighteen months later, the COVID-19 pandemic has raged through New York City, killing nearly 33,374 people and sickening more than 953,694 city residents. The pandemic has killed Black and Hispanic New Yorkers at nearly twice the rate of white residents, according to data from the New York City Department of Health and Mental Hygiene.

At the outset of the pandemic, the city's economy was effectively locked down to stop the spread and protect lives, resulting in mass layoffs, lost income for hundreds of thousands of New Yorkers and closing of tens of thousands of small businesses. The city's unemployment rate rose from a record low of 3.4% in February 2020 to a record high of 20.3% in June 2020, when the economy was only partially reopened. The pandemic also disproportionately impacted minority and women-owned businesses that already faced structural inequalities resulting from a long history of discrimination. The ability of financial and professional services and the tech sector to rapidly shift to fully remote operations sustained the city's economy and tax revenues through what otherwise would have been a complete disaster.

Fifteen months since Governor Andrew M. Cuomo, exercising emergency powers, instituted New York State on PAUSE, New York City's recovery is gaining momentum, underpinned by strong tax revenues, increased transit ridership and employment numbers for April 2021 that show the largest monthly jobs gain since last summer:

- Tax collections for city fiscal year starting July 1, 2020 were \$52.5 billion through March 2021, \$980 million higher than the city's January 2021 estimate.
- As of May 2021, total spending by all consumers in New York City increased by 5.6% compared to January 2020.
- Subway ridership reached a new pandemic-era high as weekday ridership averaged 2.1 million for

three straight weeks in May 2021; ridership was down 62% on the subway and 50% on Metropolitan Transportation Authority (MTA) buses, compared to pre-pandemic norms.

At the same time, there are fiscal and economic challenges that threaten the vitality of the city:

- More job openings exist in New York City today than before the pandemic, yet the city's unemployment rate remains stubbornly high at 10.9%, reflecting a significant skills gap for the jobs of today.
- As of May 2021, 41% of small businesses that were open in January 2020 have closed.
- As of December 2020, arts, entertainment, food service and accommodations and recreation employment declined by 66% from one year earlier, the largest decrease among the city's economic sectors, as Broadway theaters remain closed until September 2021. These sectors are unlikely to recover until international travel and tourism return to 2019 levels.

For the first nine years of the Regional Economic Development Council initiative, the New York City Regional Economic Development Council (REDC) released an annual progress report detailing the region's steady economic growth and the spread of that prosperity to the city's communities and households who need it the most. In 2021, the REDC's annual progress report assesses the city's economy post-pandemic and provides the REDC with an opportunity to update its strategies and priorities. The REDC is dedicated to supporting the refreshed strategies outlined herein to transition the economy to full reopening and recovery.

Through the statewide REDC and Consolidated Funding Application (CFA) process, the New York City region has been awarded \$615.8 million in the first nine funding rounds. Despite the impact from the pandemic, funded projects will create and retain over 51,000 jobs and result in almost \$5.3 billion in private and other public investment. In 2021, the REDC continued to conduct outreach to organizations, community leaders and elected officials across the five boroughs to explain the work of the REDC and the CFA funding process and encourage a greater diversity of applications for state funding.



Photo by Colette Castellano (Auster Agency)

Even in the midst of the pandemic, here are a few examples of what has been accomplished, thanks to state support, in the eleventh year of the Strategic Plan:

On January 15, 2020, **Greenpoint Manufacturing and Design Center (GMDC)** and Lieutenant Governor Kathy Hochul celebrated the opening of the GMDC Ozone Park Industrial Center in Ozone Park, Queens. By providing 85,000 square feet of affordable industrial space to local small and mid-sized manufacturing businesses, this project supports the state's efforts to revitalize New York's manufacturing sector and support small businesses.

The National Urban League is moving forward with a long-planned mixed-use development in Harlem. Along with the National Urban League headquarters, the development will include affordable housing, office space for local nonprofits and New York's first civil rights museum. A groundbreaking was announced by Governor Cuomo on March 17, 2021.

On March 24, 2021, Lieutenant Governor Kathy Hochul and local elected officials joined GrowNYC to celebrate the start of construction for the **New York State Regional Food Hub (The Hub)**, a joint state and city project resulting from the NYS-NYC Regional Food Hunts Point Task Force. When complete, the facility will strengthen the local food economy and improve access to healthy and affordable foods for low-income communities.

Nanotronics Imaging hosted a ribbon-cutting ceremony on April 28, 2021 to celebrate the opening of



Photo by Gregg Richards, Brooklyn Public Library

the company's flagship manufacturing center located in the Brooklyn Navy Yard's historic Building 20, a 150-year-old former shipbuilding factory. The project, which will create 190 new jobs, reinforces the Navy Yard's mission to anchor the rebirth of urban manufacturing, create sustainable urban manufacturing jobs and grow the modern industrial sector in New York City.

On May 4, 2021, a ribbon-cutting ceremony with Lieutenant Governor Hochul celebrating project completion was held for women-owned **Great Performances'** new catering facility in the South Bronx, almost doubling the size of their former location in Manhattan. The project will accommodate the hiring of 490 individuals.

On May 6, 2021, the **Brooklyn Public Library** unveiled the first phase of its Central Library revitalization, which includes a greatly enlarged Business and Career Center that is a specially-reserved space for jobseekers and small business owners—a particularly important addition for the city's post-COVID-19 economic recovery.

Further details on these and other projects are presented throughout this report. These projects will advance the goals of the REDC and the priorities that Governor Cuomo set forward for inclusive economic growth.

An aerial view of a New York City street looking up at a dense skyline of skyscrapers. The Freedom Tower is prominent on the right. A Verizon logo is visible on a building on the left. The sky is overcast.

PART TWO

Strategic Update

The unprecedented devastation experienced by sectors of the New York City economy over the last fifteen months has highlighted the importance of the REDC's strategies of inclusive growth and resiliency. The coordination and collaboration of the public, private and civic sectors is more vital now than it has ever been. The REDC has helped to facilitate this partnership over the last decade. The pandemic, however, has challenged the council to review and update its strategies to advance key regional and state priorities and to respond to new and rapidly changing conditions in the city and its communities.

Regional Priorities

From the beginning, the REDC has focused its regional strategies and priorities on accelerating economic growth and job creation by building on the city's many strengths while ensuring that economically distressed communities and populations have greater opportunities to participate in the benefits of growth. The REDC has sought to reinforce the prominent industries and large institutions that anchor the city's economy and to foster collaboration with other regions across the state to build new industry clusters in growth sectors of the innovation economy. The region's economic development strategy, outlined in the REDC's 2011, five-year strategic plan, and the subsequent progress reports (the "Plan"), is based, in part, on four key pillars:

- **Improve quality of life**—The city's deep and diverse talent pool is the key asset for attracting, retaining and growing businesses, jobs and entrepreneurial activity. This pool is sustained and replenished by providing residents with a highly livable, safe and comfortable environment and a range of lifestyle assets to enjoy.
- **Create a pro-growth, pro-jobs environment**—The Plan emphasizes the need to modernize regulatory burdens, reduce the costs of doing business and mobilize support for small businesses and strategically important industries. Bringing the innovation economy to all five boroughs, in partnership with universities, workforce development initiatives and private investors, is central to the proposals in the strategic plan. The Plan also recognizes the significant assets and opportunities for the expansion of the food and tourism industries across the five boroughs.
- **Invest in the future**—The Plan envisions a major commitment to public-private investment in the modernization and expansion of the region's infrastructure. Maintaining and modernizing the transportation system, including public transit and roads, bridges and airports, is crucial to sustaining the city's competitive edge. The Plan also focuses on the need for additional affordable housing and maintenance of the city's current inventory of

government-assisted housing. New or modernized facilities to accommodate evolving commercial and manufacturing uses, and a more efficient distribution network for cargo and, especially, for food, are part of the blueprint for promoting economic growth across the five boroughs.

- **Foster innovation and inter-regional cooperation**—The Plan emphasizes that the city's continued status as a global capital of commerce depends upon its ability to unleash the power of human capital, entrepreneurial spirit and research university assets throughout New York state to create the industries, businesses and jobs of the future. New York aspires to achieve world-class status in many sectors of the innovation economy. This also requires tapping all the assets of New York state through inter-regional coordination and collaboration.

Impacts from the COVID-19 pandemic have highlighted opportunities to update the Plan and realign these four pillars to accelerate economic recovery. The following section considers how the New York City regional vision and goals have been affected and provides recommendations for how these new challenges will be addressed by the REDC.

IMPROVE QUALITY OF LIFE

Post-pandemic, local government must continue to focus its resources on the essential services that are necessary to improve and maintain quality of life across the five boroughs. This is fundamental to the region's economic development strategy because residents, employers and tourists have more choices than ever about where they live, work and visit.

Indeed, the pandemic exposed the very real threat of out-migration. Approximately 420,000 people—or roughly 5% of the population—left New York City between March 1 and May 1 in 2020. The city's wealthiest neighborhoods saw residential population decrease by 40% or more, while blocks with median household incomes of \$90,000 or less saw relatively few departures. U.S. Postal Service data shows a net loss of

338,000 households between March 2020 and March 2021. If sustained, the exodus of talent and taxpayers could signal additional losses in city and state tax revenues and a shortage of skilled professionals to fill jobs.

New York City's post-pandemic strategy for Improving Quality of Life must focus on the following areas: public safety; education; amenities such as strong cultural institutions; and diverse and thriving neighborhoods.

Public Safety

The city is grappling with a surge in shootings and murders, hate crimes and violent incidents in the subways. For the month of April 2021, overall index crime in New York City rose 30.4% compared with April 2020.

New York City is experiencing some of the worst gun violence that it has seen in nearly a decade. The New York City Police Department's crime statistics show a 166% increase year-over-year in the number of shooting incidents across the city in April 2021.

The increase in certain violent crimes has reawakened a fear of a return to the "bad old days" of the 1970s and 1980s, when crime and violence was rampant, and neighborhoods became "no-go" zones.

Education

The New York City school system serves approximately 960,000 students, making it by far the largest school system in the country. Nevertheless, enrollment in New York City's public schools over the past year has dropped 4%—about 43,000 students from the system, according to the city's Department of Education. Approximately 750,000 of the city's public school students live at or below the poverty line, and 114,000 are considered homeless. The public school system transitioned to distance learning with the closure of its physical buildings in mid-March 2020. More than a month after schools were closed, an estimated 300,000 students still did not have access to internet-connected devices and/or Wi-Fi.

New York City's decision to reopen its school system last fall under a blended learning model meant that distance learning continued to be a major component of the education experience. Only a quarter of the system's 960,000 public-school children returned to the classroom for any instruction for the remainder of the 2020-2021 school year while most private school

students received some form of live classroom experience, many of them five days a week.

Mayor Bill de Blasio has announced that there will be no remote schooling option this fall. One of the many tragedies emerging from the pandemic is that a generation of children were left to teach themselves because they weren't in classrooms. The great uncertainty is how these children—crucially, younger students developing fundamental literacy and math skills—will fare academically in the years to come.

Still, recognizing that remote learning will continue to be a component of the public education system, the REDC strongly supports the expansion of high-speed, affordable broadband across New York City. An example of this is the state's award of a \$437,000 grant from the Bronx Civic Center Downtown Revitalization Initiative (DRI) to We/Stay Nos Quedamos for expansion of **low-cost broadband at Melrose Commons**. Nos Quedamos is a nonprofit organization that owns and operates housing, as well as provides community development services, in **Melrose Commons**, a 30-block affordable housing area in the Bronx. Nos Quedamos will partner with Nuture, Inc., a Bronx-based internet service provider, to purchase and install network equipment and base towers on five building rooftops that can be accessed by receivers throughout buildings managed by Nos Quedamos and other partners. The project is an approximately \$558,000 investment that will provide free Wi-Fi (10 megabits per second) in and around select public spaces, including plazas, parks and community gardens, for use by an estimated 25,000 residents annually. In addition, 7,000 residents within the networked buildings will have free internet access and will also have an option to purchase affordable high-speed internet access (25 megabits per second). The project is well underway and is expected to be completed in March of 2022.

Cultural Institutions

The nonprofit arts and culture sector has been profoundly affected by the pandemic and faces severe challenges in the coming months and years of recovery, according to a June 2020 report prepared by SMU DataArts for the New York City Department of Cultural Affairs (DCLA). The report found that 95% of the city's arts and culture nonprofits had canceled programs and 88% had modified delivery of their programs. Over 25% of responding organizations stated that they have reduced their levels of employment. It is estimated that 15,149 people have been laid off or furloughed at these




Photo courtesy of Bronx Kreate Hub

organizations due to the pandemic, representing 21% of their staff and artist workforce. Small organizations with budgets under \$250,000 have been hardest hit by the impact relative to their annual financial figures. DCLA recently launched a new survey of the city’s cultural community that will build on DCLA’s report from last year. The results of that survey are expected to be released soon.

The REDC fully supports lifting up artists and cultural institutions as a key for improving economic opportunities in New York. One defining example of how the state is supporting the arts in the city is the award of a \$595,000 grant from the Bronx Civic Center DRI to the Bronx Kreate Hub in the Mott Haven section of the Bronx. By leveraging low-cost real estate, supporting tenant growth and fostering community, **Bronx Kreate Hub** carries out its mission of building a stable environment for artists and makers. The organization has renovated a former warehouse building that includes four levels of workspace sized at 5,000 square feet each, shared workspace sized at 3,000 square feet, and a 2,000-square-foot ground-floor space that serves as a gallery and café open to the public and a space to foster a collaborative environment among community artists. The more than \$1 million renovation was completed in late fall of 2019.

Diverse and Thriving Neighborhoods

Due to historical and structural inequities, the COVID-19 virus is disproportionately affecting minority communities, especially in the city’s most diverse neighborhoods. These communities are suffering some of the highest rates of infection and mortality in the country. Black and Hispanic people represent 51%

of the New York City population yet have accounted for 64% of COVID-19 fatalities.

The disparity in coronavirus infection and mortality rates is not only due to income-associated health vulnerabilities, but also from the fact that minorities faced greater exposure to sources of infection. It is estimated that 72% of frontline essential workers, leading the health care response and keeping the city’s essential services like food delivery, sanitation and public transit moving, are minorities. In addition, minority groups face gaps in access to quality and affordable health care in comparison to their white counterparts. For immigrant communities, this problem is further compounded by the fear of deportation as ICE raids continue through the crisis, discouraging many from seeking testing or care when they experience COVID-19 symptoms.

People of color also experienced more significant economic impacts, accounting for 68% of an estimated 750,000 jobs lost last year, according to a February study from the New School’s Center for New York City Affairs. In addition, New York City has the highest number of minority-owned businesses per 1,000 residents of any major city in the country. A 131-business survey released in April 2021 by the nonprofit LISC NYC found that:

- Nearly three-quarters of minority-owned small businesses fear they will be forced to close if they do not receive immediate financial relief.
- More than half (51%) of minority-owned small businesses could not pay their full February 2021 rent.
- Minority-owned small businesses lost roughly a third (32.5%) of their workforce over the course of the pandemic.

Nearly 47,000 minority-led businesses provide critical jobs for their neighborhoods. Closure of these businesses would be particularly damaging to neighborhoods in the Bronx, Queens and Brooklyn, where 64% of the city’s minority-led businesses are located.

The REDC has worked to support job creation in these neighborhoods. **Great Performances**—the largest woman-owned catering and food-service company in New York City—has relocated from a 25,000-square-foot space in lower Manhattan to a 50,000-square-foot space at 2417 Third Avenue in the South Bronx. The company invested \$7.3 million to accommodate new

kitchens, warehouse space, purchasing department offices, a design studio, training space, support offices and The Sylvia Center, a nonprofit dedicated to teaching nutrition and cooking to children and their families in high potential neighborhoods. The project, which was completed in April 2021, will result in the retention of 142 existing jobs and creation of 490 jobs.

During the COVID-19 pandemic, Great Performances was at one time producing 40,000 weekly meals for the New York City Department for the Aging to housebound elderly unable to go to their local senior center for meals and company, as well as an additional 100,000 meals for weekly New York City Office of Emergency Management distribution. Great Performances, along with The Sylvia Center, also created a meal program to provide fresh and healthy meals to the city's healthcare workers and received over \$600,000 in donations from corporations and individuals.

CREATE A PRO-GROWTH PRO-JOB ENVIRONMENT

The REDC Strategic Plan begins with the assumption that the private sector drives economic growth and job creation, underpinned by the government's vital role in creating the most conducive environment for businesses in all five boroughs to open, expand and thrive. A friendly and affordable business climate will contribute to the attraction of high-quality, well-paying jobs that benefit workers and strengthen the city's middle class. Accordingly, New York must continue to create a more competitive tax, regulatory and legal environment in order to reduce the costs of development, creating jobs and building a business.

New York City's post-pandemic strategy to Create a Pro-Growth Pro-Job Environment must focus on the following areas: hospitality and small businesses; neighborhood and commercial revitalization; and tourism.

Hospitality and Small Businesses

Small businesses are responsible for more than half of the jobs in both the city and state economies, making the pandemic particularly devastating for New York. As reported by Opportunity Insights, a nonpartisan nonprofit organization located at Harvard University, as of May 2021, 41% of small businesses in the city that were open in January 2020 have closed.



Great Performances' new catering facility in the Bronx

The hospitality sector experienced out-sized impacts due to pandemic-induced shutdowns. The NYC Hospitality Alliance, a nonprofit trade organization representing the hospitality industry in New York City, surveyed 401 restaurants and bars during the pandemic. Key findings included the following:

- Approximately 75% of respondents saw more than half of their sales decline in 2020 compared to 2019.
- Half of the respondents reported a 90% or higher decline in their average weekly sales in January 2021 compared to January 2020.
- Nearly half (46%) of respondents said they will not survive without adequate financial aid and ongoing policies that support small businesses.

The REDC includes representatives from several local development corporations, chambers of commerce and business improvement districts. Working with these organizations, the REDC will redouble its efforts to be a sounding board and advocate for small business in the city, particularly as it relates to capital access, workforce development, business technical assistance and policy.

Neighborhood and Commercial Revitalization

New York City and state are facing future budget deficits that can only be eliminated by a sustainable plan for economic recovery, replacing lost jobs and rebuilding businesses. During the past decade, New York City neighborhoods experienced a surge of growth that

resulted in a backlash from residents who feared gentrification and displacement. Therefore, New York City and state must re-engage communities in planning for economic expansion and development in realistic ways that tap the resources of businesses, universities, unions and nonprofit organizations to re-establish an inclusive, pro-growth strategy. This was how the city's neighborhoods and commercial districts were rebuilt in the 1980s and 1990s, and it is the way forward to overcome the impact of COVID-19.

A prime example of a neighborhood and commercial revitalization project, the former Taystee Bakery site in West Harlem is being redeveloped into a new, first-class mixed-use building with 350,000 square feet of commercial and manufacturing space, and a nonprofit community facility and retail space by Janus Partners LLC. **The Taystee Lab Building** was re-engineered to be fully adaptable to life sciences tenants. The development will also feature 20,000 square feet of outdoor space, which includes private garden-level terraces and a landscaped courtyard. The Taystee Lab Building will serve as the anchor of the Janus Property Company's master-planned Factory District, a four-building complex that stretches from West 125th Street to West 128th Street and sits next to Columbia University's new Manhattanville campus and the City University of New York's (CUNY) City College. The project was awarded \$10 million in Empire State Development (ESD) grant assistance in REDC Round I, supporting a total investment of more than \$350 million and the creation of 440 new jobs. Construction completion is expected in fall 2021.



Taystee Lab Building rendering by Leven Betts/Janus Property

Tourism

New York City's tourism industry was uniquely impacted by quarantine mandates and restrictions on travel designed to stop the spread of COVID-19. In April 2020, foot traffic in Times Square—one of the city's most visible tourist hot spots—dropped by 91% compared to the previous year. Though weekly hotel occupancy rose from 14.2% in March 2020 to 58.5% at the close of May 2021, and Times Square foot traffic this April increased by a third since last year's record low, research by the state comptroller's office estimates the pandemic wiped out \$60 billion of New York City's economic activity generated by tourism. These impacts have been disproportionately borne by immigrant and minority workers, who make up 60% and 66%, respectively, of the industry.

It is welcome news that Broadway will reopen on September 14. However, to fully rebound from the pandemic, New York must re-establish itself as the world's most compelling destination. That starts with restoring trust in the health of the city with the use of such tools as the **Excelsior Pass** phone app, but eventually will require a massive promotional effort to reinvigorate business, re-inspire visitation, and reconnect us all with the five boroughs. Beginning in June 2021, Mayor de Blasio waived the hotel room occupancy tax until August 2021, which NYC & Co., the city's tourism and marketing organization, projects will help to draw 10 million visitors this summer alone.

In a recent example of an important tourism project in the Bronx, the **Universal Hip Hop Museum** ("UHHM"), a Round IX priority project, will construct a new 50,000-square-foot facility at a cost of \$51.6 million. ESD is providing \$3.5 million in capital grant funding and \$325,000 in Market New York funding. UHHM will be located within the Bronx Point development, a \$349 million mixed-used project, which includes approximately 542 units of affordable housing. UHHM will be the first museum in the world dedicated to the preservation and celebration of hip hop history and culture. Community programming and an in-house museum job training program will be central components of the project, which will result in 50 new jobs. Full construction completion is expected in 2023. A groundbreaking was celebrated on May 21, 2021.

INVEST IN THE FUTURE

Investing in the region's infrastructure is necessary to fuel economic growth and to maintain the city's

competitiveness in the global economy. This is even more important as we enter this post-pandemic period. Public-private partnerships are the key to financing this investment during a time when government resources are being stretched. Equally important is investment in human capital, particularly in the areas of workforce development and retraining, so that New Yorkers currently unemployed or under-employed can qualify for innovation economy jobs.

New York City's post-pandemic strategy to Invest in the Future must focus on the following areas: food supply chain; affordable housing; hospitals and health-care; mass transit; and workforce development.

Food Supply Chain

At the outset of the pandemic, food suppliers lost many of their usual buyers, including schools, restaurants and hotels. At the Hunts Point Food Distribution Center, deliveries of food were down considerably compared with the prior year. In addition, maintaining adequate working capital and collecting on unrecoverable accounts was a potential problem for the Hunts Point Food Distribution Center companies, especially with the closure of restaurants in March 2020, which normally accounts for 30 - 40% of their business. At the end of July 2020, the Hunts Point Terminal Produce Market was back to 94% of 2019 levels.

In 2011, the REDC designated the **Hunts Point Terminal Produce Market** as a priority project under a Bloomberg administration "Redevelopment Plan," and state funding was made available for the project. Though that plan never came together, a decade later, the city and the state continue to discuss with the Hunts Point Produce Market a viable redevelopment strategy that has particular urgency in light of the experiences of the pandemic and the need to comply with the Food Safety Modernization Act of 2011.

Meanwhile, food banks around the country were overwhelmed as millions of Americans lost their jobs and schools remain closed. More than 1.5 million New Yorkers now experience food insecurity, including one in three children. In response, nonprofits like City Harvest, the city's largest food rescue organization, have scaled up their operations to meet demand. The group has rescued more than 42 million pounds of food since March 2020, a 92% increase from the same period last year. Other organizations such as GrowNYC also stepped up during the pandemic. Last year, GrowNYC's wholesale division distributed 5.4 million

pounds of fresh produce, 2.9 million of which was through their Emergency Fresh Food program implemented in March 2020 to provide no-cost emergency fresh food to communities throughout New York City hardest hit by COVID-19.

In Round VI, the REDC designated the **NYS Regional Food Hub** as a priority project, and a \$15 million grant was concomitantly provided by Governor Cuomo. The \$38.8 million project will be located in a 60,427-square-foot facility in the Hunts Point neighborhood in the Bronx. It will include a wholesale farmers' market, a cold storage facility for farmers, a food-processing center and other infrastructure to support local food businesses. Built and managed by GrowNYC, the new food hub will work with a range of small- and mid-sized local farms, providing unprecedented access to New York City's wholesale marketplace. The processing facility will also assist upstate producers and processors in targeting institutional and private sector procurement opportunities. In addition, the food hub will facilitate the expansion of farmers' markets and youth markets, as well as an Emergency Fresh Food Box program, in the city's underserved communities. The project is expected to create 95 new jobs and is also a prime example of the REDC's inter-regional cooperation strategy. A groundbreaking event recently took place on March 24, 2021.

Affordable Housing

Officially, just under 400,000 people live in New York City Housing Authority buildings. However, the total population is likely much higher. According to sanitation department figures cited by NYCHA's federal monitor in 2019, the real number may be as high as 600,000. Early data suggest that neighborhoods where New Yorkers are likely to live in overcrowded apartments were hit hardest by COVID-19. The city's Department of Health and Mental Hygiene estimates that in May 2020, there were nearly 1,000 confirmed and 300 probable deaths attributed to COVID-19 in the New York City Housing Authority (NYCHA), and nearly 8,000 residents had tested positive. The release of NYCHA data ended in mid-May 2020 for unknown reasons.

Prior to the pandemic, nearly 40% of metropolitan region residents were considered "rent burdened," paying more than 30% of their income in rent. Sharp increases in unemployment will likely amplify the rent burden.

As of July 1, 2020, the de Blasio administration had financed the construction of 50,656 new affordable homes and the preservation of 114,934 more (a total of 165,590 units), based on a January 2021 report by the Community Service Society. While the city developed new affordable units, the Area Median Income (AMI) eligibility for those apartments did not meet the reality of needs in most neighborhoods, the report argues. While the city's homeless shelter population remained stubbornly high, the New York City Council has passed legislation that substantially increases the value of housing vouchers and should help more families living in city homeless shelters to find a home of their own that they can afford.

The report made several recommendations that align with the REDC strategy:

- The next administration must develop an approach to housing production and preservation that directly confronts and explicitly addresses the destructive practices of speculation and segregation.
- The next administration must target its housing production goals and resources to the people and places who need it most by providing more and deeper affordability citywide.
- The next administration must create an integrated housing plan that brings together all the agencies involved in housing, building and planning to create one coordinated strategy focused on ending homelessness and promoting racial equity.

One of several mixed-use development projects with affordable housing that the REDC has supported over the years is the **Victoria Theater Redevelopment Project**. It consists of the restoration and redevelopment of the historic Victoria Theater on Harlem's 125th Street, along with constructing a new 27-story mixed-use, mixed-income development that will contain 191 residential units (90 of which will be set aside for rent-stabilized apartments), a Marriott Renaissance Hotel, a cultural arts facility, retail, and parking. The cultural arts facility will feature two black-box theaters (with 99 and 199 seats respectively) to be managed by the Apollo Theater Foundation. The project, which is under construction and on track to be completed in the fall of 2021, is expected to create more than 370 permanent jobs. The project is receiving a \$1.5 million REDC award (Round IV) and an additional \$7.5 million in ESD funding.

Hospitals and Health Care

While New York City's frontline medical professionals have done an exceptional job in fighting COVID-19, the pandemic has exposed the inequities and deep disparities in the city's health care system. It showed the limited capacity of hospitals and physicians in the city, particularly those serving communities with higher-than-average concentrations of chronic diseases like diabetes, hypertension and obesity, which confer a higher risk to individuals infected with COVID-19. These hospitals frequently have inadequate equipment and limited protective gear and infrastructure, but they often carry the heaviest burden.

Telehealth became essential during the pandemic crisis and its usage is expanding. However, its adoption is uneven because it is underutilized among low-income communities, racial and ethnic minorities and groups with limited English proficiency. These groups often face other barriers to adoption, such as limited technical and general health literacy, internet adoption, health insurance and providers. Many of these disparities worsened during the pandemic.

The REDC supports expanding broadband and Wi-Fi services and supporting workforce development training to deliver high-quality healthcare.

Mass Transit

The MTA subways, trains and buses, together with the regional transportation system, are the lifeblood of New York City's economy. In 2019, there were more than 8 million riders on an average weekday, and four out of five rush-hour commuters to the city's central business districts use public transit. The pandemic and subsequent city shutdown led to a precipitous decline in bus and subway use, with ridership in April 2020 and May 2020 more than 90% below February 2020 levels. In May 2020, for the first time since 1904, the MTA began shutting down the subway system between 1:00 a.m. and 5:00 a.m. to accommodate daily major cleaning operations. As the nation's largest public transit system, the MTA continued to serve nearly 1 million essential workers every day during New York State on PAUSE.

According to the Partnership for New York City's survey of businesses regarding office return, 84% will depend on mass transit for their commute. In order to ensure a full return to the city's workplaces, full confidence in mass transit and public safety needs to be restored. A recent survey by the MTA with

33,000 responses found that 72% of “active” subway riders are feeling less safe from upticks in crime and harassment, versus from COVID-19 violations such as social distancing or mask wearing. There was recent positive news that subway ridership surpassed the 2 million mark on April 9, 2021, and the MTA restored 24-hour subway service on May 17, 2021. Nevertheless, the day-by-day ridership for the subway is currently down approximately 63% from a typical pre-pandemic workday, while weekend days are down approximately 52% pre-pandemic.

New York State Comptroller Thomas DiNapoli’s annual report on the MTA’s debt levels found the MTA does not have the resources to fully fund its \$54.8 billion 2020-2024 capital program that is vital to improving riders’ experience and bringing them back to the transit system. The report finds that delays to capital projects, severe revenue declines, and increased borrowing caused by the COVID-19 pandemic are making the MTA’s capital program to repair, modernize and expand the transit system appear increasingly unrealistic.

Nevertheless, New York has recently made solid progress on transit infrastructure improvements. On December 30, 2020, Governor Cuomo announced the grand opening of Moynihan Train Hall, a 255,000-square-foot project that transformed the century-old James A. Farley Building in Midtown Manhattan into a 21st century rail complex, increasing Penn Station’s concourse space by 50%. In April, the governor also announced plans for further reconstruction of Penn Station into a modern transportation hub as part of the proposed Empire Station Complex. Finally, efforts to improve interregional rail connections from the city are well underway. In May, the Biden administration announced approval of the environmental impact statement for the Hudson Tunnel Project, which is a major milestone in the Gateway Program to improve capacity between New York and New Jersey. Civil construction on East Side Access, the MTA’s megaproject to connect the Long Island Rail Road to a new 350,000-square-foot terminal under Grand Central Terminal, was also finished in May. Completion of the project in 2022 will cut travel time for Queens commuters by 40 minutes.

However, if ridership does not return to pre-pandemic estimates by 2024, the MTA will face the same rising debts together with less income, opening the door to

potential service cuts and higher than planned fare and toll hikes.

The MTA expects to receive \$10.7 billion in federal support for the 2020-2024 capital program, including \$2.9 billion for the Second Avenue Subway, but this funding is not confirmed. Congestion pricing is projected to bring \$15 billion to the 2020-2024 capital program. Final approval is expected later this year, but revenue won’t begin to appear until 2023.

Workforce Development

Workforce Development is discussed in the State Priorities section.

Foster innovation and inter-regional cooperation

The history of New York City’s economy is marked by constant reinvention and transformation. The city currently stands at the precipice of yet another economic transformation, one in which innovation in science, technology, engineering and mathematics (STEM) will play a central role.

In addition, the COVID-19 pandemic may well prove to be the most transformative event that America’s urban geography has experienced since the great migration to the suburbs after World War II. That’s because between 14 million and 23 million Americans say that they are likely to move as a result of their ability to work remotely, according to an Upwork report released in October 2020. In New York City, the Partnership for New York City’s “Return to Office Survey Results,” released in June 2021, found that going forward, 71% of employers expect office employees will continue to work remotely at least part of the time in a hybrid model. The Biden administration has announced promising changes to federal restrictions on foreign immigration that will restore the historical inflow of new Americans to New York City, which will fuel growth of the city’s tech sector. This will add to the frustration of the half million New Yorkers who have lost jobs during the pandemic unless workforce development and advanced education programs are quickly put in place to prepare local residents for skilled jobs. New York City must build a talent pool that is prepared for jobs in the accelerating innovation economy.

During the pandemic the life sciences industry cluster has been central to the REDC’s strategic growth plan, including close cooperation with the greater down-state region. Venture capital funding to the region’s life science cluster tripled in the past 15 months. Pfizer

and Regeneron, two global firms headquartered in the metropolitan region, led the production of the vaccine and therapeutics to combat COVID-19. The REDC intends to build on these strengths in the coming year and also double down on new clusters in advanced manufacturing.

Advanced Manufacturing

New York City's manufacturing industry has recently experienced a renewed expansion because of innovations in technology that are more conducive to manufacturing in dense urban areas, such as 3D printing and robotics. Industry employment has stabilized, and the city's advanced manufacturing sector has received \$81 million in venture capital funding since 2016.

Despite this resurgence in local manufacturing, New York City, like most U.S. urban centers, is largely dependent on the global supply chain, particularly on medical supplies. Before the pandemic, China produced half of the world's surgical masks, and approximately 80% of the active pharmaceutical ingredients used to make drugs in the U.S. come from China and other countries such as India.

The peak of the pandemic in New York City exposed the dangers of such overreliance. Panic-induced buying of goods in large quantities helped lead to a shortage of goods, including toilet paper and hand sanitizer, in combination with mass shocks to the global supply chain. In 2020, over 50 countries imposed limits on exports of medical supplies to be able to provide an adequate supply to their own citizens. Pharmacies across the five boroughs reported shortages of basic medications such as acetaminophen, 70% of which is produced in China. PPE such as surgical gowns and masks, face shields and gloves became scarce resources, particularly among medical workers in the city's hospital system.

New York City businesses quickly pivoted to fill the immediate need. In March 2020, Governor Cuomo asked companies with New York-based operations to retool production lines in order to manufacture approved COVID-19-related critical supplies, such as ventilators, test kits, and PPE. ESD also identified 20 companies for state investment to further ramp up production of supplies to address COVID-19. More than \$11 million in grants helped these manufacturers temper the supply and demand issues being experienced across the state.

At the Brooklyn Navy Yard, the **Brooklyn Navy Yard Development Corporation** (BNYDC), which has received a total of \$7.2 million in REDC funding for five projects, and another \$24.4 million for seven of its tenants, first identified Yard tenants who could pivot to medical PPE production and then helped them to become essential businesses. These included tenants in the manufacturing/fabrication, textiles, and perfumes/alcohol industries. To support its potential PPE producers, BNYDC created machine lists cataloging all equipment owned by Yard tenants and then identified tenants for potential projects, like the 3D fabrication of ventilator valves. It also established info sharing sessions for tenants interested in pivoting to support the COVID-19 relief efforts. By June 2020, 24 businesses were successfully supported through their process of becoming essential businesses, enabling them to begin producing PPE. This resulted in the production of more than 25% of all locally produced PPE for the city's battle against the pandemic. In calendar year 2020, this included the production of 6,879,250 face masks, 2,713,000 face shields, 850,000 hospital gowns, 10,000 units of hand sanitizer, 6,000 protective partitions and 20 sets of 3D printed ventilator valves.

An example of urban manufacturing in the 21st century, **Nanotronics Imaging**, an advanced manufacturer in the Brooklyn Navy Yard, is combining AI, robotics, super resolution, and 3D imaging for tomorrow's manufacturing and quality control processes. The company has renovated and built out Building 20 in the Brooklyn Navy Yard for its office, manufacturing, and research and development space. The project is receiving a \$2.25 million ESD grant (REDC Round VIII) and has a total project cost of \$11.3 million. The project will retain 34 existing jobs and create 190 new jobs. Through a temporary use permit, Nanotronics moved into the building in August 2020 during construction to begin manufacturing nHale, a bi-level positive air pressure device that the company developed and designed to support spontaneous breathing in adults. The device has obtained Emergency Use Authorization from the U.S. Food & Drug Administration to assist patients suffering from COVID-19 disease in traditional health care facilities, spaces converted for the care of large numbers of COVID-19 patients, as well as at-home treatment of COVID-19 patients. The project has also been admitted into the START-UP NY program (CUNY Medgar Evers College). Nanotronics hosted a ribbon-cutting on April 28, 2021.

Early Stage Capital Access and Incubation

Despite the challenges faced as a result of the pandemic, venture capital activity in the city was remarkably resilient. At the end of 2020, the venture capital industry invested \$12 billion in New York City-based startups—the highest total on record—driven by strong Series B and late-stage activity. The 2020 funding figures surpassed the \$7.2 billion mark set in 2019, representing a 67% increase year-over-year. Nationally, startup companies received \$130 billion from investors in 2020, which was an increase of 14% from record totals in 2019, according to CB Insights and PwC. As has been the case for many years, New York still trails Silicon Valley as the second-strongest market for venture capital investment. Companies based in California, New York and Massachusetts attracted 74% of all funding.

From the beginning, the REDC has acknowledged the importance of supporting early-stage tech companies through incubators and accelerators. The state Certified Business Incubators and Innovation Hot Spots include the following:

Certified Business Incubators and Innovation Hot Spots	Location
Brooklyn Biotech NYS Certified Business Incubator	Brooklyn
Entrepreneur Space Incubator	Queens
NYDesigns at LaGuardia Community College	Queens
NYU Tandon School of Engineering Certified Incubator	Brooklyn
New York City CUNY Hub for Innovation & Entrepreneurship	Manhattan

Talent

Attracting and retaining innovators and big thinkers will help New York City recover in this post-pandemic period. The magnets for talent are the city's major universities and research institutions and its international corporate and financial headquarters, including Pfizer, the developer of the Pfizer-BioNTech COVID-19 vaccine. The city faces intense global competition for the jobs, investment and talent that fuel its major industries—finance, business services and professional services, media, information technology, fashion, tourism, health, life sciences and education. The REDC will continue with its decade-long strategy of supporting

these magnets for talent to attract and retain the best and the brightest.

In its 2011 strategic plan, the REDC identified the Applied Sciences NYC initiative as New York City's unparalleled opportunity to build and expand a world-class applied sciences and engineering campus. The initiative was a challenge to top academic institutions from around the world to propose a new or expanded applied sciences and engineering campus in New York City. The first phase of the initiative was selection of the partnership of Cornell University and Technion-Israel Institute of Technology to create Cornell Tech, a \$2 billion, 2-million-square-foot applied science and engineering campus on Roosevelt Island in New York City. In Round II, an \$870,000 NYSERDA grant was awarded to Cornell University to design a 150,000-square-foot **LEED Platinum net zero energy building at Cornell Tech**. The building was later renamed the Bloomberg Center in May 2017 and the first phase of the campus was officially opened in September of 2017.

Opportunity Zone Updates

The REDC is focusing its priority investment strategy on the federal Opportunity Zones that provide incentives for investment in low-income areas.

OPPORTUNITY ZONES UPDATES

The 2017 Tax Cuts and Jobs Act included a federal version of the long-standing REDC investment strategy formalizing tax incentives for private investment in designated “Opportunity Zones.” The federal Opportunity Zone program is an incentive program meant to drive greater investment in low-income areas. To encourage this activity, a new class of private investment vehicles called “Opportunity Funds” are being created for investors to invest their unrealized capital gains and receive tax deferrals.

Governor Cuomo announced New York state’s 514 approved and designated census tracts in May 2018, with 306 in New York City spread across the five boroughs. As a result of this new program, the REDC modified its priority investment strategy to focus on the federal Opportunity Zones laid out by the governor. In fact, the Opportunity Zones program is closely aligned with the REDC’s investment approach, with a total of 274 projects located in Opportunity Zones receiving funding in Rounds I - IX.

It should be noted that the FY 2022 New York State Enacted Budget passed by lawmakers included a provision decoupling the state and New York City tax codes from the federal Opportunity Zone tax incentive.

Nevertheless, the REDC will continue to concentrate investment in areas of the city where the need is greatest, particularly where rezoning and catalytic public investments are generating significant economic growth and job opportunities. Although many of these areas have seen large investments in the past several years as a result of the REDC’s focus, there is still a need for both public and private sector commitments to further encourage growth.

125th Street (Manhattan)


A \$242 million development will bring the headquarters of the National Urban League back to Harlem where it was founded in 1910. The project includes construction of Class A office and retail space, New York’s first civil rights museum, a conference center, below-market rate office space for Harlem-based nonprofits and at least 170 units of affordable housing. The project is receiving a \$2.5 million ESD grant from REDC Round IV and a \$2 million grant from ESD’s Restore New York Communities Initiative. Governor Cuomo announced the project’s groundbreaking on March 17, 2021.

The first phase of the East 125th Street Development is complete and provides 49 affordable housing units and 6,000 square feet of commercial space. Construction of the Proton Center, a 140,000-square-foot state-of-the-art cancer treatment center that was recently completed and is taking patients. The Proton Center, operated by Memorial Sloan Kettering, Montefiore and Mount Sinai, provides advanced cancer treatment using targeted radiation and beam therapy that is especially effective on head and neck tumors, breast cancer and eye cancers. The Proton Center is expected to treat 1,400 patients annually, provide 125 jobs and deliver over a dozen annual internships in partnership with New York City-based colleges and universities.

See pp. 8, 14 and 16 for additional project updates in the 125th Street area.

Downtown Brooklyn

On May 25, 2021, the Downtown Brooklyn Partnership and the DUMBO Improvement District announced twelve new public art and performance projects and five accessibility upgrades to cultural venues taking place throughout the greater Downtown Brooklyn area as part of the Downtown Brooklyn + Dumbo Art Fund. The fund was one of the projects selected as part



Downtown Brooklyn + Dumbo Art Fund Awardees

of New York state’s \$10 million Downtown Brooklyn DRI, which seeks to connect and transform downtown neighborhoods into vibrant communities.

In February 2020, ESD and the New York City Economic Development Corporation (NYCEDC) announced that Curve, a fast-growth, London-based financial technology firm, will open its first United States office in Brooklyn. This represents the first international fintech company in Downtown Brooklyn, helping anchor the borough’s rapidly growing tech economy. As part of the project, Curve will create 185 new jobs by 2024 and invest nearly \$17 million in New York-based research and development over the next decade. ESD has offered up to \$3 million in performance-based Excelsior Jobs Program tax credits over 10 years.

The Downtown Brooklyn Partnership was awarded a \$50,000 planning grant in REDC Round IX for a study—Capturing Post-Incubator Growth—which will identify the drivers of business location decisions and workforce needs for growing startups, determine what resources are required to enable firms to grow in place and develop strategies for connecting the local talent pool with jobs. Recommendations will complement the state’s DRI investments and serve as a roadmap for expanding economic opportunities in the region as

Downtown Brooklyn advances to the next phase of its growth.

See p. 29 for additional project updates in Downtown Brooklyn.

Brooklyn Navy Yard

The REDC has consistently identified Brooklyn Navy Yard projects as priorities because of the tremendous number of jobs, growing businesses and effective workforce development programs that the industrial park and its tenants have generated over the past decade. Thanks in part to funding provided by the state, the Navy Yard houses over 400 businesses. In August 2019, the Navy Yard surpassed 10,000 jobs for the first time since the city took control of the campus and expects to reach 20,000 jobs by 2021. When a \$2.5 billion investment in increasing manufacturing capacity is fully completed, total employment is projected to reach 30,000.

See p. 18 for additional project updates in the Brooklyn Navy Yard.

Coney Island (Brooklyn)

The West 8th Street Station Access Project encourages pedestrian safety and strengthens connections between the boardwalk, the aquarium and the station.

Phase one of the project included curb extensions, new traffic signals and lane striping. The second phase saw the construction of a new pedestrian access point at West 10th Street and the boardwalk.

The city is investing \$181 million to upgrade sewer infrastructure to allow the development of 4,500 units of housing, with approximately 1,000 affordable units, in addition to much needed retail, services and jobs. Construction of phases 1 and 2 were completed in 2019.

In 2021, NYC Ferry will launch the Coney Island route, including a landing at Kaiser Park with service to Bay Ridge and Wall Street. The route was originally expected to serve 400,000 riders annually.

Hunts Point (Bronx)

The Hunts Point Food Distribution Center in the South Bronx employs over 8,000 people. The city is investing \$18 million in capital improvements at the Meat Market, which will replace antiquated equipment and lower the energy costs for some 40 companies and support the retention of these jobs. The project has also received \$2.1 million in ESD grants in Rounds V - VII to ensure that the market is able to remain a major source of jobs and a critical supplier of meat to the metropolitan region. A refrigeration project was completed in 2019, but other projects at the Meat Market involving electrical infrastructure and a central cooling tower are still ongoing.

Design and construction of \$22 million in rail improvements (funding sources include a \$10 million TIGER grant, the Harlem Rail Yard Public Purpose Fund, and city capital funding) are underway at the Hunts Point Terminal Produce Market, ensuring the market continues to be one of the largest rail users east of the Hudson River. As of 2019, track upgrades adjacent to Buildings A, B and C have been completed, as well as a saw-tooth platform to increase rail capacity. Rail improvements to Building D will begin design in 2021.

See pp. 8 and 15 for additional project updates in Hunts Point.

South Bronx

The Randall's Island Connector has increased access for Bronx residents to Randall's Island. As a central piece of the South Bronx Greenway, the Randall's Island Connector is an important link in the growing

regional bicycle network and local access to nearby Port Morris residents.

Construction on the first phase of Bronx Point began in May 2021. The first phase of Bronx Point, a mixed-income affordable housing project, will include 542 units of permanently affordable housing, almost three acres of high-quality waterfront public open space, a permanent home for the Universal Hip Hop Museum, retail space, and community facility space. Phase one is anticipated to be completed in 2023.

See pp. 8, 11, 12 and 14 for additional project updates in the South Bronx.

Long Island City (Queens)

Hunter's Point South is a mixed-use affordable housing development built on approximately 30 acres in Long Island City. Development at Hunter's Point South has added 924 units to the neighborhood so far, 619 of which are permanently affordable. When completed, Hunters Point South will include 5,000 units, with at least 3,000 permanently affordable for low- and middle-income families. Hunter's Point South will be the largest affordable housing development built in New York City since the early 1970s. The project is expected to create more than 4,600 jobs and catalyze more than \$2 billion in private investment. In June 2018, the second phase of the project was completed, adding 5.5 acres of waterfront park to create a total of 11 acres of green space along the former industrial stretch.

See p. 28 for additional project updates in Long Island City.

Jamaica/Southern Queens

Through the RISE: NYC program, the nonprofit New America worked in partnership with the Rockaway Development and Revitalization Corporation to install a resilient mesh wireless Internet network for Sandy-impacted small businesses in Downtown Far Rockaway and to train the local workforce in its deployment. The network was fully completed in June 2019 and installation was completed for 14 businesses. This new infrastructure will allow for uninterrupted internet access during future extreme weather events.

See pp. 8 and 29 for additional project updates in Jamaica/Southern Queens.

Flushing/Willets Point (Queens)

In 2018, the city announced a deal for a 100% affordable housing development with ground floor retail, open space and a school on six acres in Willets Point as the first phase of the redevelopment. All land parcels within the first phase were acquired by the city and environmental testing for Phase 1 is complete—a critical step toward unlocking the full potential for the area. The long-term redevelopment of this neighborhood will transform this underutilized, environmentally contaminated area into New York City’s newest mixed-use neighborhood. Remediation and infrastructure groundbreaking is scheduled for Summer 2021 with vertical construction of the affordable housing and school to follow and be completed by 2030.

North Shore (Staten Island)

On May 24, 2021, Governor Cuomo announced eight transformational projects that will create and enhance civic, commercial and cultural assets throughout downtown Staten Island to revitalize the North Shore economy. Funded as part of Staten Island’s \$10 million award through the governor’s DRI, this funding will connect the central Bay Street Corridor running from the Staten Island Ferry Terminal and the historic St. George neighborhood to the rapidly developing Stapleton area. Projects funded through the initiative will:

- Create the College of Staten Island Center for Innovation VR/AR Lab - \$2,314,000
- Beautify and Expand the Minthorne Street Commercial Center - \$1,250,000
- Upgrade Seamen’s Society Headquarters to Enhance Service Delivery - \$1,155,000
- Restore the Historic St. George Theatre - \$1,058,000
- Create a Small Business Recovery Fund - \$1,000,000
- Create a Community Event and Entertainment Space at Empire Outlets - \$1,950,000
- Improve Wayfinding and Branding throughout Downtown - \$600,000
- Create a North Shore Art Trail - \$373,000

The city will invest \$31.2 million in transit and open space upgrades as part of the Bay Street Corridor

Neighborhood Plan. These upgrades will include improvement of pedestrian amenities, installation of new traffic signals, and traffic calming measures to enhance connectivity between transit and the nearby residents and businesses.

In 2021, NYC Ferry will launch the St. George route, which will include the first NYC Ferry landing in Staten Island on the North Shore with service to Battery Park City and West 39th Street. This route is expected to serve two million riders annually.

See p. 29 for additional project updates in the North Shore.

West Shore (Staten Island)

NYCEDC is constructing the city’s first mitigation banking pilot project, which restores and protects 68 acres of severely degraded wetlands at the Saw Mill Creek site on Staten Island’s West Shore. In the pilot, restoration of Saw Mill Creek has generated “credits” of mitigation that can be used to offset permitted and unavoidable impacts of future waterfront projects. ESD awarded the project \$500,000 in Round II and the New York State Department of State awarded a \$1 million grant in Round IV of the CFA to this project. Restoration work was completed in August 2019. The mitigation bank is operational and credit transactions are underway.



State Priorities

Since Round III, the REDC has developed strategies to address key state priorities presented each year to the regional councils statewide. The strategies for the following state priorities have been updated to accelerate economic recovery from the COVID-19 pandemic.

ACCESS TO AFFORDABLE, HIGH-QUALITY CHILD CARE

New York City, which has over half a million children under five years of age, experienced rapidly rising costs of child care over the last two decades. Impacts are most acute for lower-income families with younger children. A 2019 report found that a single parent would have to work the equivalent of 4.2 full-time minimum-wage jobs to afford care for a child under three at one of the city's family day care centers, which is the lowest-cost licensed child care option.

COVID-19 has since created a fundamental disruption of child care in New York City, which closed all child care centers in April 2020 except for emergency programs serving essential workers. Analysis of U.S. Census Bureau data suggests that during the pandemic, New York adults with children are more likely to lose income, and 13% reported they have not worked because they cared for a child in their household whose school or day care had closed. One survey of city households reported that more than 75% of parents worried about living in the city with children, and nearly 50% said they have considered moving in search of more affordable child care.

Early research indicates there has been an outsized impact on women. In a spring 2020 survey of working parents nationwide, women who became unemployed were twice as likely to report their job loss was due to lack of child care as the men who were surveyed. Significant disparities also exist among race and ethnicity. A study published in September 2020 found that among households with children that reported serious financial problems since the start of the pandemic, 86% were Latino and 66% were Black, compared to 51% of white households.

Economic effects of the child care availability crisis reverberate throughout the city's overall economy. Research by EDC estimates parents shifting from full-time to part-time roles at work to accommodate child care could shrink New York City's economy by \$60 billion over the next five years, as well as cost \$2.2 billion in annual tax revenue.

With federal support, New York state worked to address these challenges throughout the pandemic. In April 2020, \$30 million in funding was directed to support child care for essential workers, followed by \$48.3 million to help child care providers reopen or restructure to accommodate social distancing.

An additional \$88.6 million in federal CARES Act funding was made available in September for child care providers through New York Forward grants. Assistance included child care scholarships for up to 5,400 children of essential workers for 14 weeks, rental assistance for school-based child care programs forced to relocate by closures, and funding for programs to accommodate social distancing requirements upon reopening.

Before the onset of COVID-19, Governor Cuomo launched the statewide Child Care Availability Task Force in 2018 to develop solutions for New Yorkers to more easily access high-quality, affordable child care. Its findings and recommendations were issued in a final report in May 2021, adapting its pre-pandemic scope to include the daunting new challenges posed. Many overlap with the REDC's own recommendations for access to affordable, high-quality child care, which was incorporated into the regional strategy in Round IX and grew out of a Child Care Work Groups hosted by the REDC in July 2019 and August 2020. Some of the shared recommendations include:

- Realignment of child care subsidy rates to close the gap between the cost of delivering high-quality child care and current rates. This is critical, as the American Center for Progress Think Tank estimates operating costs at child care facilities across New York state have jumped 40% since the onset of the pandemic;
- Better coordination of child care funding, including streamlined ways for parents to access programs and financial support;
- Assessing the quality and quantity of existing services, particularly "child care deserts" for infants and children under two not covered by the 3-K expansion, to gauge the variability of child care across the city; and
- Engaging with employers as key partners to explore innovation for new child care models, formally linking child care with economic development efforts.

The REDC began implementing these strategies by awarding \$1.4 million in Round IX to **Queens Community House** in New York City. The more than \$7 million redevelopment of its Forest Hills Community Center will provide a new home to its Queens Childcare Network program, which provides training

and technical assistance, including help in securing city licensing, to a growing network of registered and licensed family childcare providers throughout Queens.

New York state is also making a historic investment in child care of \$5 billion in the FY 2022 budget. Approximately \$2.4 billion in federal aid is allocated to lower family copays for child care, increase income eligibility limits, and support child care providers impacted by closures and increased compliance with new health guidelines. Investments are targeted to implement many of the recommendations of the Child Care Availability Task Force discussed above.

At the city level, funding for 3-K will increase by \$377 million to \$753 million, putting 3-K expansion on track for universal access by September 2023, as well as increase funding for child care vouchers and subsidies. In May 2021, EDC, through its women.nyc initiative, launched the Childcare Innovation Lab, which will study child care needs and work to develop innovative solutions.

Research suggests that every \$1 of investment in child care and early education in New York state generates an additional \$1.86 in spending, making high-quality, accessible, and affordable child care critical to the city's economic recovery from the pandemic.

The REDC will continue to prioritize projects that advance opportunities to help improve the child care system, particularly for low- and moderate-income families with working parents and/or pursuing job training or education opportunities. In the wake of COVID-19, improvements will require creative new public-private partnerships, in addition to building on successful programs, to address child care needs for all New Yorkers.

Implementing the Opportunity Agenda through Workforce Development

In April 2021, nearly 500,000 New Yorkers were unemployed, yet there were still over 340,000 job vacancies in the city—67,000 more open job listings than in April 2019, when the city's unemployment rate was just 4%.

These data are emblematic of the growing shortage of skilled workers in the region's labor market, where a mismatch exists between employees' skills and the skills employers need. A deeper analysis of these job listings reveals a majority seek employees with at least

some technical credentials, the most popular including tech, professional services, and finance industries. Unless the city's workforce development systems undergo transformative changes, this gap will continue to widen from issues exacerbated by the COVID-19 pandemic.

Since the beginning, the REDC has recognized the importance of investments that close this skills gap and create opportunities for upward mobility for economically distressed New Yorkers. The REDC adopted an Opportunity Agenda in 2013, a strategy for expanding opportunity built on three pillars: i) building more robust partnerships between employers, the public school system, and the public university system; ii) creating a comprehensive workforce development system; and iii) targeting state funding to programs that lead to gainful employment and upward mobility. Together, these objectives form the Opportunity Agenda that promotes a pipeline from targeted training programs into jobs with employer partners.

Early implementation of the Opportunity Agenda included REDC support of the CUNY Early College Initiative "**Closing the Gap**," a Round III project that sought to support employers partnering with early college and career high schools. By increasing employer partners' capacity to provide an experiential learning experience for students, the program could better launch students into careers in high-growth fields like nursing or computer information systems.

The REDC also awarded **Henry Street Settlement** a \$1 million Round VI ESD capital grant to convert an old firehouse into a new Neighborhood Resource Center, which now houses its workforce development programs that place more than 600 low-income people in jobs per year. An earlier capital project included a \$1 million ESD grant for the **Veterans Future Lab** in Round V, an incubator housed in Industry City focusing on workforce development programs and business incubation space for veterans.

To further target investment for workforce development, Governor Cuomo launched the Workforce Development Initiative (WDI) in 2018. Its inaugural round included \$175 million statewide for innovative job training projects. Several REDC members are represented on the New York City Workforce Committee, which reviews WDI applications. More than 90 New York City projects have been awarded \$32.4 million in WDI funding.

Since then, New York state and city have been forced to respond creatively to unprecedented workforce development challenges created by the pandemic. The Reimagine New York Commission, created by Governor Cuomo and chaired by Eric Schmidt, former Google CEO and Executive Chairman of Schmidt Futures, aimed to lay out a roadmap for building New York back better with greater opportunities for all. Its final report (“Action Plan for a Reimagined New York”) included a plan for workforce development with a foundation in public-private partnerships.

Data indicate that nearly 60% of New Yorkers laid off at the onset of the pandemic in April did not have a four-year degree, highlighting the need for employer-based pathways to create social mobility. Accordingly, the FY 2022 budget enacted a \$50 million COVID-19 Recovery Workforce Initiative that was initially proposed by the Commission. The funding will be available for training in high-growth industries, employer-driven training for low-income workers, and for small businesses that need to re-train and hire furloughed, laid-off, or new employees.

The state has also already accepted pledges from 17 leading employers that have committed to a “Pathways Pledge,” in which companies agree to undertake at least two Pathways actions, some of which include exploring skills-based hiring models by removing certain degree requirements, investing in worker retraining, providing college financial support, or exploring additional workforce supports for low-income workers or trainees like child care.

The Pathways initiative builds on similar workforce development projects the REDC has supported throughout the last ten years. In Round V, the REDC designated **Per Scholas’** Brooklyn expansion in the former Pfizer plant as a priority project. Through a \$114,000 ESD grant, the technology training nonprofit was able to serve an additional 114 New Yorkers annually, resulting in more than 550 New Yorkers trained and prepared for technology careers every year. Per Scholas launched a specialized cybersecurity training track in 2016, in large part supported by Barclays, that served a first-year class of students comprising 40% women and 30% veterans.

The REDC will continue to support workforce development programs that:

- Align with funding opportunities provided by the COVID-19 Recovery Workforce Initiative to provide

durable skills to employees of small businesses recovering from the pandemic’s impacts;

- Advance work-based learning opportunities through programs targeted not only toward individuals in school, but also for those individuals in need of upskilling or assistance in transitioning industries; and
- Promote workforce programs that lead to jobs for low- and middle-income workers without four-year degrees, at-risk populations such as out-of-school youth, veterans, and previously incarcerated individuals.

A Defining Moment for New York City’s Life Sciences sector

The COVID-19 pandemic has placed heightened importance on New York’s life sciences industry. Already trending upward and boosted in 2018 by \$1.2 billion in city and state funding commitments, the life sciences sector has consistently been among New York City’s top economic performers in the 21st century. As noted in a 2021 Partnership Fund for New York City life sciences study, Pfizer and Regeneron, both based in New York, developed the first vaccine and effective therapeutics to combat the virus. The spotlight is squarely on the life sciences industry the world over. In New York, the sector is delivering thanks to the public-private partnerships that have been built over the last decade.

New York state has continued its support of incubator and accelerator facilities such as the **Accelerator Life Science Partners, JLABS at the New York Genome Center (NYGC), SUNY Downstate’s Advanced Biotechnology Incubator and BioLabs@NYULangone**, spurring the growth of dozens of life sciences startup firms.

NYGC was awarded a \$1.5 million REDC grant (Round II) to help launch this world-class research consortium. An additional \$55.75 million in funding awarded to NYGC by Governor Cuomo in 2014 has since been matched with private grants. NYGC houses a research program, a clinical laboratory and cutting-edge sequencing, data analytics and technology teams. NYGC was also awarded a \$17 million grant in 2017 to support Johnson & Johnson Innovation’s JLABS incubator program, which houses 31 life sciences companies.

A Cambridge, MA-based life sciences business incubator has opened BioLabs@NYULangone in Lower Manhattan in partnership with NYU Langone Medical Center. The incubator provides startups with collaborative space, research equipment and business support. BioLabs New York was awarded \$2 million in ESD capital funding (Round V) to help finance renovations, which were completed in March 2019. BioLabs New York also received additional grant funding of \$100,000 in 2017 for the build-out of a big data, artificial intelligence and machine learning center.

That same year, the **Long Island City Partnership** was awarded a \$100,000 REDC planning grant toward a study to determine Long Island City's viability as a life sciences hub. The report highlights the neighborhood's wealth of development sites, appropriate building stock, favorable zoning for life sciences uses, relative real estate costs, proximity to both Manhattan's East Side medical research corridor and the Cornell Tech innovation campus on Roosevelt Island, convenient access to two major airports and high-quality live-work character. The study gives specific recommendations to further advance a life sciences sector in Long Island City and ensure it grows.

2020 saw a 45% increase in demand for life sciences leasing space over that of 2019, bucking significant headwinds faced by other industries. In 2020, New York state awarded \$25 million to SOSV to support the opening of its life sciences accelerator program, IndieBio, on the campus of Rockefeller University in Manhattan. IndieBio New York will provide critical early funding and resources to launch commercial life sciences ventures. Deerfield Management Group purchased a 300,000-square-foot former automotive showroom in the NoMad neighborhood in 2019, which is now being converted into a biotech hub with ample lab space. That same year saw the groundbreaking of the 350,000-square-foot Taystee Lab Building in West Harlem. While Manhattan remains the anchor of New York City's life sciences cluster, the outer boroughs are seeing growth as well. Laboratory space has become increasingly abundant in Brooklyn and Queens, as evidenced by the development of BioBAT at the Brooklyn Army Terminal and the Downstate Biotechnology Incubator, as well as three developments in Long Island City offering a total of 625,000 square feet of capable space through investments by Alexandria, as well as a joint venture by GFP Real Estate and King Street Properties.

Record private sector investment has coincided with this renewed emphasis on the industry. Venture Capital support of New York state life sciences firms nearly tripled from 2019 to 2020. In New York City alone, 2020 saw a 40% increase in venture capital funding over 2019, reaching a record \$3.6 billion. The rate of investment growth has eclipsed those of its main competitors, California and Massachusetts. In addition, New York state received 73 cents in life sciences venture funding for every dollar of National Institutes of Health (NIH) funding in 2020, up from 30 cents in 2018, 10 cents in 2017, and 3 cents in 2014. While New York still trails the juggernauts of Massachusetts and California, the gap in NIH funding between New York and Massachusetts has fallen from \$367 million in 2016 to just \$22 million in 2020.

In the coming year, New York state will build on its efforts to boost the New York City metropolitan area as a hub for the life sciences industry. The FY 2022 New York State Enacted Budget includes funding to continue the expansion of its COVID-19 diagnostic capacity, as well as \$40 million to launch the New York State Infectious Diseases Resiliency Commercialization Fund, which will support the growth of businesses undertaking research and development efforts to combat emerging infectious diseases and public health threats. In addition, the REDC will continue to emphasize the selection of economic development projects that strengthen its life sciences hub. Public support, as well as proximity to resources offered by world class academic institutions, incubators, and industry partners provide fertile ground for these trends to continue.

Downtown Revitalization & Placemaking Efforts

New York City's downtown commercial centers have been especially hard-hit by the pandemic. With limits on public congregation and a mass-transition to remote work, pedestrian traffic in downtown commercial centers fell to record lows and required numerous businesses, many of which had become community mainstays, to close their doors. As of May 2021, 41% of New York City small businesses that were open in January 2020 have permanently shut down. The city's unemployment rate skyrocketed to a record high of 20.3% in June 2020, and the jobless rate is unlikely to reach pre-pandemic levels before 2024. As restrictions were eased and business support programs were launched by public and private entities, the New York City economy gradually began

to rebound. New York City's unemployment rate has fallen to 11.7%, an 8.6% decrease from that of June 2020.

Despite severe losses for small businesses during the pandemic, there is some cause for optimism. Creation of new small businesses reached the highest rate in 40 years. March 2021 tax revenues were up 10% over New York City projections. Bus and subway ridership are at their highest rates since March and August 2020, respectively. April 2021 job postings showed a 44% increase over that of April 2020. The New York City economy is steadily regaining its momentum, and New York state is stepping in to stimulate the recovery.

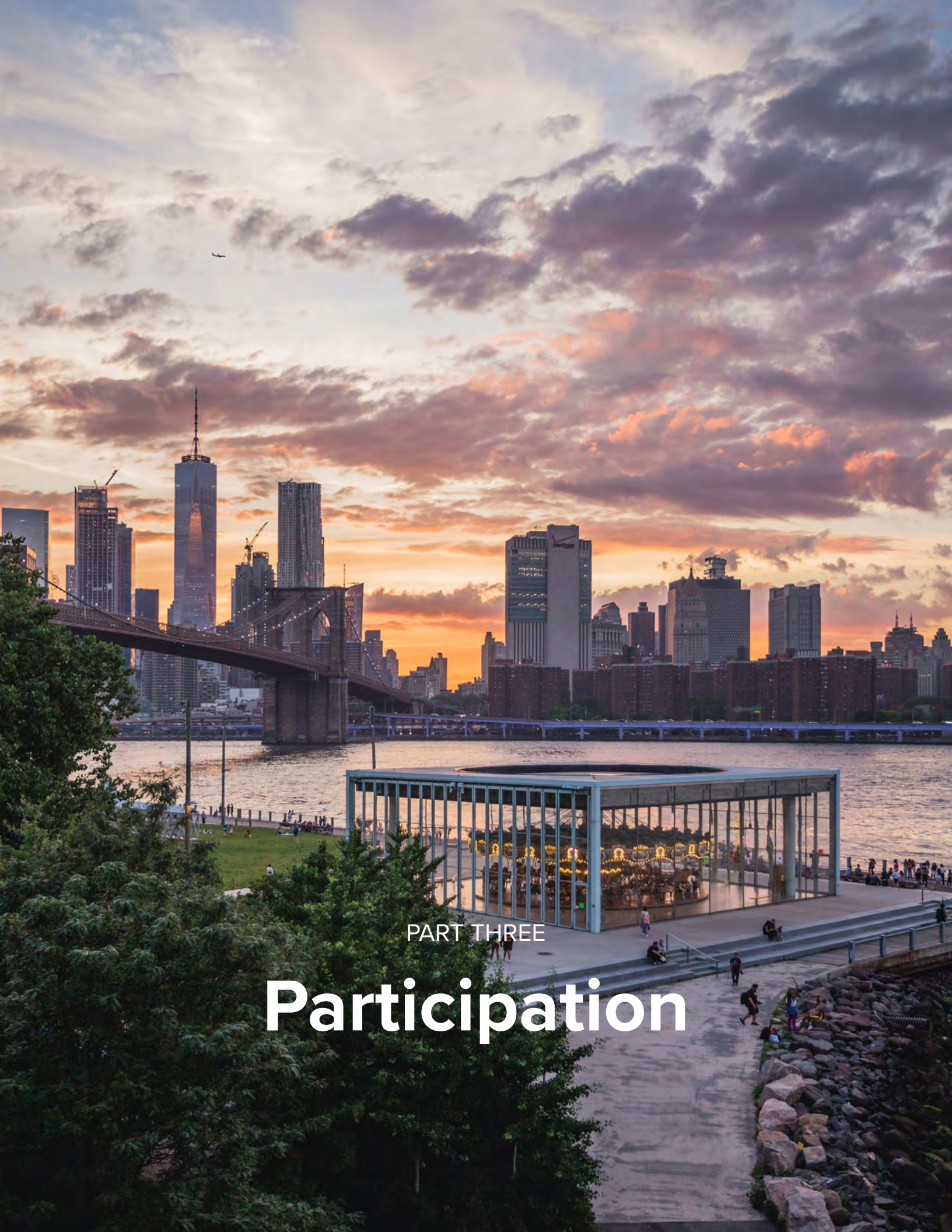
In the FY 2022 New York State Enacted Budget, Governor Cuomo announced a \$1 billion small business, arts, entertainment and restaurant relief package, including the \$800 million COVID-19 Pandemic Small Business Recovery Grant Program, the \$25 million New York Restaurant Resiliency Grant Program, the \$40 million Arts and Cultural Organization Recovery Grant Program, and up to \$35 million in tax credits to restaurants as they navigate reopening.

Also included in the FY 2022 New York State Enacted Budget is Round V of the DRI. In New York City, the previous DRI rounds have served the following communities: Jamaica, Queens (Round I), the South Bronx (Round II), Downtown Brooklyn (Round III), and Staten Island (Round IV). A core principle of the DRI program is the grassroots approach to project selection. A Local Planning Committee, comprising community stakeholders, is designated by the DRI community's Borough President, and public meetings are held throughout the process to ensure that the community's needs are met. To better illustrate the potential impact of DRI Round V, some highlights from previous rounds are incorporated below in addition to what was referenced earlier:

- **Expand Prime Skills Program (Round I):** The Prime Skills Entrepreneurship Fund is an entrepreneurship training program overseen by the Queens Economic Development Corporation that helps low-income Jamaica residents launch or grow businesses. The project supported two program training cohorts, the second of which graduated in 2019. It also provides mentorship and support to graduates as well as a fund to purchase equipment. This workforce development program allows the

local community to participate in the economic growth of the DRI.

- **Greater Jamaica Development Corporation Co-Working Space (Round I):** Create a shared workspace for local entrepreneurs and independent professionals at the Moda Building run by Greater Jamaica Development Corporation (GJDC). A 10,000-square-foot space centrally located in the DRI is being fully built out to provide affordable, flexible workspace and access to business equipment and services for startups, freelancers and others. In total, the space will accommodate up to 90 users and will be operated by GJDC in partnership with York College, a START-UP NY campus.
- **Create a Digital Tech Center at the Ingersoll Community Center (Round III):** Transform the Ingersoll Community Center's multi-purpose conference space into a full digital lab and gathering space to support new job readiness and arts programming in Downtown Brooklyn. DRI funding will be used to relocate the center's server room and purchase computer equipment and furniture.
- **Create the CSI Center for Innovation VR/AR Lab (Round IV):** Fund equipment to create a Virtual Reality/Augmented Reality Lab in the new College of Staten Island (CSI) Center for Innovation at Lighthouse Point. This investment will help establish Downtown Staten Island as a regional hub for tech and innovation.
- **Create a Small Business Recovery Fund (Round IV):** The Small Business Recovery Fund will establish a grant fund to help existing Staten Island businesses recover from pandemic-related setbacks, and to support new businesses locating downtown. The fund will be designed to provide grants to property owners or their commercial lessees, which could be used for a wide variety of eligible costs that would support the recovery and growth of downtown and create a safer, more welcoming, and more stable environment.



PART THREE

Participation

Work Groups

In 2020, the following Work Groups convened to address some of the most glaring challenges presented by the pandemic, remaining actively engaged in many of the governor's and REDC's initiatives and priorities.

Workforce Development

The REDC Workforce Development work group met on August 25, 2020, convening representatives from nonprofits, higher education, economic development groups and workforce development training coalitions. Melinda Mack, the Executive Director of the New York Association of Training and Employment Professionals, summarized recommendations developed by the New York State Workforce Strategy Group, composed of thought leaders from across the state generating ideas to respond to the economic crisis precipitated by the pandemic. The work group also discussed the following: New York state's application for federal workforce development funding through the CARES Act; the challenges facing workforce development training providers and higher education; the skills gap; and the connection between workforce development and childcare.

The group will reconvene in early September 2021 to develop strategies around creating a robust and skilled labor pipeline. Topics for discussion will also include leveraging the \$50 million in workforce development funding allocated in the FY 2022 New York State Enacted Budget.

Community and Downtown Development

On August 26, 2020, REDC members and representatives from the borough presidents' offices met to discuss COVID-19-related community and downtown development issues. The discussion largely centered around the state of small business in each borough, challenges pertaining to reopening and the outlook of recovery through the end of the year, and the impacts of child care facility and public school closures. Attendees offered potential opportunities for the city and state to step in with support and shared strategies and programs that they have been implementing.

Child Care

The Child Care Work Group met on August 27, 2020, convening experts in child care, education, training, workforce and economic development to discuss child care challenges precipitated by the pandemic. Representatives from Governor Cuomo's Child Care Availability Task Force—Yolanda McBride, Director of Public Policy at the Children's Aid Society, Andrew Anthony, Executive Director of the Day Care Council of New York, and Kate Tarrant, Director of Research at the New York Early Childhood Professional Development Institute—updated attendees on their work and additional challenges surrounding COVID-19. Additional topics of discussion included: child care needs for essential workers and low and middle-income families with working parents/guardians; challenges surrounding safe reopening of child care centers; pandemic-induced financial woes for child care providers; and strategies for improving the voucher system to improve workforce reentry. Long-term goals were also discussed, including solving staffing issues by professionalizing the child care workforce sector and increasing its salaries.

The REDC Child Care Work Group will reconvene in mid-August 2021 to discuss the state of child care in New York City and methods to increase its efficacy in the coming year. In addition, the Child Care and Broadband Work Groups will work to coordinate their strategies where applicable.

Broadband and Wireless Accessibility

The REDC Broadband and Wireless Accessibility Work Group met on September 2, 2020 to foster communication between regional stakeholders and strategize to address the connectivity issues brought into focus by COVID-19. NYCEDC's Sonia Park discussed Mayor Bill de Blasio's announcement that the city would commit more than \$150 million toward improving broadband access throughout the five boroughs. Ricky Opaterny and Joanne Hovis updated attendees on a DRI project from Round I in Jamaica, Queens, which aims to complete a study and provide initial suggestions on how to strengthen Jamaica's broadband

infrastructure for existing businesses and the public, attract new businesses in high-growth industries, and create a robust private marketplace for broadband services. The group also discussed opportunities to bridge the digital divide in New York City, connectivity challenges for small business, and critical infrastructure investments needed to increase broadband access.

The group will aim to reconvene in late August 2021 to game out strategies to enhance the impact of groundbreaking legislation enacted by Governor Cuomo requiring internet service providers to provide \$15/month high-speed internet to low-income families across the state, as well as New York City's Request for Proposals for the Universal Solicitation for Broadband, which invites the telecommunications industry to create new affordable broadband service options through a first-ever coordinated system of access to more than 100,000 city assets. Attendees will also discuss progress made to date by ESD's Broadband Program Office (BPO), non-BPO capital projects under the purview of the REDC through the CFA and DRI, and by the city. In addition, the group will set strategies and targets for the coming year.

The following Work Groups will also meet in 2021 to build on the progress of the past year and strategize for the future, implementing the priorities of Governor Cuomo and the REDC.

Small Business

A Small Business Work Group will convene in late July or early August 2021 to generate a blueprint for public-private partnerships to boost the small business recovery that is already underway. Topics of discussion will also include the growing prevalence of remote work and increasing the adaptability of downtowns.

Life Sciences

With the sector taking centerstage, the REDC will convene a Life Sciences Work Group in mid-September 2021 to discuss synergies with the other work groups and how the industry can continue to lead the way forward in New York City's economic recovery.

Public Outreach and Engagement

The REDC continues to prioritize engagement and outreach in Round XI. Some examples of outreach include:

- Planning work group meetings with community leaders and stakeholders in the fields of workforce development, child care, small business and environmental justice.
- Working with the Manhattan Borough President's Office; Staten Island Borough President's Office; and the Queens Borough President's Office to organize virtual CFA information sessions.
- Collaborating with the borough presidents to solicit applications for the DRI. Each borough president will be empowered to work with local elected officials, leading employers, and institutions and community groups to submit up to two applications each for this year's competition.
- Holding virtual meetings and telephone conferences with potential CFA applicants representing the diversity of the city's economy.

In addition, the following organizations met with REDC members and/or staff to ensure a strong project pipeline:

- Green-Wood Cemetery
- E-terra Kitchen
- We Rub You
- Don Carvajal Café
- Amogy
- Friends of the High Line
- Tomoe Food & Wagyu Master Inc.
- Children's Aid Society

- Hearst Level Up Ventures
- Central Brooklyn Economic Development Corporation - B'Ville Hub
- Wright Group
- Roundabout Theatre Company
- National Black Theatre
- NYS Department of Financial Services, Office of Financial Inclusion and Empowerment
- NYCEDC
- Brooklyn Chamber of Commerce
- SUNY Downstate Incubator
- Queens College
- Akerman LLP
- Gotham Tech
- HITN

Priority Project Selection Criteria

As part of its five-year economic development plan for New York City in 2011, and its progress reports from 2012 to 2019, the REDC has identified several criteria for identifying priority projects. These criteria for Round XI have been updated to reflect priorities for the region's economic recovery from the COVID-19 pandemic and include the following:

Alignment with the Reimagine New York Commission

Action Plan: The REDC supports projects that are in alignment with the final report of the Reimagine New York Commission (the "Commission") Action Plan. Specifically, the Commission identifies three objectives for improving economic opportunities in New York: 1) expand pathways to good careers; 2) serve as a magnet and accelerator for small business; and 3) lift up arts and cultural institutions.

Workforce Development and REDC Opportunity

Agenda: Workforce development projects are now supported by Governor Cuomo's Workforce Development Initiative, which was initially funded with \$175 million. In addition, the FY 2022 New York State Enacted Budget enacts a COVID-19 Recovery Workforce Initiative, which invests \$50 million for training in high-growth industries, employer-driven training for low-income workers and funding for small businesses to re-train and hire furloughed, laid-off or new employees. The investments will provide durable skills that lead to high-quality jobs and support the growth of small businesses recovering from COVID-19 impacts. The REDC strongly supports these two workforce development initiatives.

Priority projects requiring capital grants available through the traditional CFA programs should focus on training individuals for the jobs that exist in New

York City today, as well as skills training programs that are transferable across industries. Capital awards for workforce development programs that emphasize training in careers with clear career paths, particularly to mid-wage occupations, as well as those that focus on populations that face significant barriers to employment such as women and youth, will be prioritized. Projects that focus on training individuals in sectors hard-hit by the economic shutdown from the COVID-19 pandemic will also receive priority. Public-private partnerships are particularly encouraged.

Job Creation: Only projects that directly or indirectly create, retain or prepare New Yorkers for jobs receive priority, with special consideration for the quality of jobs as measured by wage levels and benefits, permanence, and/or access to longer-term career advancement opportunities.

Relief of Conditions of Economic Distress: New York City is home to the majority of New York state residents who live below the poverty line, many of whom were most significantly impacted by the COVID-19 pandemic due to both the public health crisis and the ensuing loss of economic opportunities. Since few decent employment solutions exist for people who lack education and basic workplace skills, priority will go to projects that provide opportunities for training and skills development for economically disadvantaged communities and individuals.

Leverage Investment: Projects that seek public funds must demonstrate the extent to which a state investment will leverage private investment and other public contributions, both directly to the project and indirectly through the project's multiplier effects in the city and state.

Social or Economic Transformation: Projects that will receive priority are: 1) most likely to provide a significant contribution to an industry cluster that is important for future growth of the city economy; and/ or 2) contribute to the resurgence of an economically distressed community; and/or 3) meaningfully improve the quality of life or expand opportunities for economically disadvantaged people.

Feasibility: Priority projects for competitive funding must have conditional financing commitments, a clear time frame for implementation and a business plan that indicates long-term economic sustainability.

Measurable Impact: Project plans must include projections of what they will contribute to economic growth in terms of job creation, investment, business revenue generation, community benefits, cluster development or other indices that can be monitored and measured.

Innovation: New York City has a number of assets that position it for competitive advantage in the innovation economy. Projects that strengthen and build upon these assets (research universities, industry pioneers, early stage investors, entrepreneurial networks and technology training facilities) will receive priority.

Partnerships with Higher Education Institutions: Priority will go to projects that incorporate a role for higher education institutions, such as START-UP NY.


Strong Business Partnerships: Projects designated as “priority” by the REDC must include partnerships with private sector employers and/or investors.

Innovation Economy Focus: Priority will be given to projects that advance the innovation economy, with a particular focus on projects that develop the life sciences sector by supporting life sciences companies and/or establishing a talent pipeline from training to employment in life sciences. Health IT, telehealth, clean energy and big data are additional areas of focus.

Inter-regional Cooperation: Projects that incorporate initiatives with other regions of New York state will be prioritized.

Finally, the REDC will look for projects that best fulfill the objectives of programs that have been prioritized by New York state, including projects that work to improve the accessibility and quality of child care; expand opportunities in life sciences and the Regional Economic Cluster Plan; address environmental justice;

facilitate placemaking and downtown revitalization; expand workforce development and the Regional Opportunity Agenda; accelerate small business incubation; and increase veterans’ participation.

A nighttime photograph of a city street. Two tall, dark brick buildings frame a narrow alleyway. In the distance, a skyscraper with a glowing, illuminated spire is visible against a dark blue sky. The scene is lit with a mix of warm yellow light from windows and a cool blue light from the distant building.

PART FOUR

Previously Funded CFA Projects

Introduction

Through the statewide REDC and CFA process, the New York City region has been awarded \$615.8 million in the first nine funding rounds for 867 total projects. This total CFA funding awarded includes \$255 million in Federal Industrial Development Bond Cap assistance, as well as \$50.3 million in Excelsior Jobs Program tax credit funding that was awarded in Rounds I-III, V, and VI-IX, but reserved for future use in the New York City region.

Despite the impact from the pandemic, over 41% of these projects are complete, while another 45.3% are on schedule. The region's funded projects will create and retain over 51,000 jobs. With the assistance of nearly \$376 million in CFA grant and tax credit funding, 794 active projects will result in almost \$5.3 billion in private and other public investment, with a leverage ratio of 14:1.

Over the first nine rounds of the CFA, the REDC designated 83 ESD capital grant awarded projects as priority projects. The 68 active priority projects have been awarded a total of nearly \$132 million, which will leverage a total of almost \$3.6 billion in private and other public investment at a ratio of 27:1. Approximately 63% of these projects are either complete or on schedule.



Nanotronics Imaging at the Brooklyn Navy Yard

Overview of Previously Funded Priority Projects

The following is an update on past priority projects over REDC Rounds I-IX. They reflect significant progress toward achieving the REDC’s goals for job creation, workforce development and economic development.

STATUS OF AWARDED PAST PRIORITY PROJECTS BY ROUND¹



		Round I	Round II	Round III	Round IV	Round V	Round VI	Round VII	Round VIII	Round IX	Total	Total %
●	Completed	1	4	1	1	8	5	2	4	-	26	31.3%
●	On schedule	1	2	-	3	3	6	1	6	4	26	31.3%
●	Progressing more slowly than expected	-	-	-	-	2	4	2	3	-	11	13.3%
●	Project contract not yet executed	1	-	-	-	-	-	-	-	1	2	2.4%
●	Project concerns need to be resolved	-	-	1	-	-	1	1	-	-	3	3.6%
●	Project canceled or funding denied	1	-	-	2	3	5	3	-	1	15	18.1%
	Total	4	6	2	6	16	21	9	13	6	83	100.0%

¹ An Awarded Priority Project is an Empire State Development capital project that has received a REDC score of 20 and received an award in a previous REDC round.

LEVERAGE OF STATE INVESTMENT IN ALL AWARDED PAST PRIORITY PROJECTS

The table below lists the ratio of the total investment in past priority projects to the state investment over Rounds I through IX of the REDC.

	Total Number of CFA Priority Projects	Total Project Cost ²	Total Amount of ESD Capital Fund Awards	Ratio of Total Cost to Total ESD Capital Fund Awards
Round I	3	\$730,500,000	\$44,500,000	16.4
Round II	6	\$296,117,964	\$17,386,346	17.0
Round III	2	\$563,533,253	\$5,000,000	112.7
Round IV	4	\$689,732,320	\$5,500,000	125.4
Round V	13	\$201,960,346	\$12,264,000	16.5
Round VI	16	\$440,679,399	\$15,320,000	28.8
Round VII	6	\$66,258,000	\$5,929,000	11.2
Round VIII	13	\$494,696,759	\$16,326,801	30.3
Round IX	5	\$79,633,037	\$9,760,000	8.2
Total	68	\$3,563,111,078	\$131,986,147	27.0

² In the case of projects receiving funding awards over multiple rounds, the cost of each project is reflected only once under Total Project Cost. In addition, fifteen terminated projects have been excluded from the calculations.

MAPPED STATUS OF PAST PRIORITY PROJECTS

- Project is complete
- Project is on schedule
- Project is progressing more slowly than anticipated
- Project concerns need to be resolved
- Project contract not yet executed
- Project canceled or funding declined

Bronx

- A Hunts Point Produce Market
- B Urban Development Center - Per Scholas
- C Silvercup Studios
- D Hunts Point Cooperative Market
- E Cosmoledo LLC
- F Ghetto Film School Culture & Media Center
- G New York Botanical Garden Conservatory Restoration Project
- H Hunts Point Market Cooling Towers Replacement
- I Bronx Music Hall Capital Project
- J SUNY Maritime College - Seamanship Training Center
- K Great Performances Catering Bronx Project
- L Universal Hip Hop Museum

Brooklyn

- A Green Manufacturing Center
- B NYC SeedStart
- C New Lab
- D Brooklyn Navy Yard - Building 77
- E NYU Veterans Incubator
- F Brooklyn Brewery
- G BioBAT
- H Smart Cities Innovation Center
- I Per Scholas
- J Brooklyn Navy Yard Steiner Studios Media Campus
- K Medgars Evers START-UP NY: Selfiepay, Inc.
- L Brooklyn Industrial Development Center
- M Steiner Studios Master Plan Phase 4
- N 1776 New York City Tech Accelerator

- O Brooklyn Navy Yard Transportation System
- P Medgar Evers START-UP NY: Derbywire, Inc.
- Q Medgar Evers START-UP NY: Tuki, Inc.
- R Central Library Business and Career Center - Brooklyn Public Library
- S B.NYC
- T Brooklyn Fashion + Design Accelerator
- U BNY Food Manufacturing & Shared Kitchen Space
- V Commissary for Social Justice
- W Cresilon Inc. Headquarters
- X NYU AR/VR Lab
- Y Nanotronics Project Chip
- Z GMDC Brownsville Industrial Center
- AA New Lab Building 127

Manhattan

- A Taystee Lab Building
- B New York Genome Center
- C Victoria Theater
- D National Urban League
- E Harlem BioSpace
- F New-York Historical Society
- G Billion Oyster Project
- H China Institute Facility Renovations
- I Henry Street Settlement Firehouse Renovation
- J Galvanize Tech Campus
- K Lower East Side Girls Club NextGen Nurses Center
- L Celmatix Expansion
- M Cambridge BioLabs
- N Northside Center Construction Project
- O Exalt Youth

- P Mount Sinai Center for Data Science and Technology
- Q New-York Historical Society Equality & Justice for All
- R New Museum Expansion
- S Covenant House Building Project
- T Harlem Gallery of Science
- U Intrepid Reconstruction Capital
- V The Studio Museum Reconstruction
- W TARA Biosystems Expansion

Queens

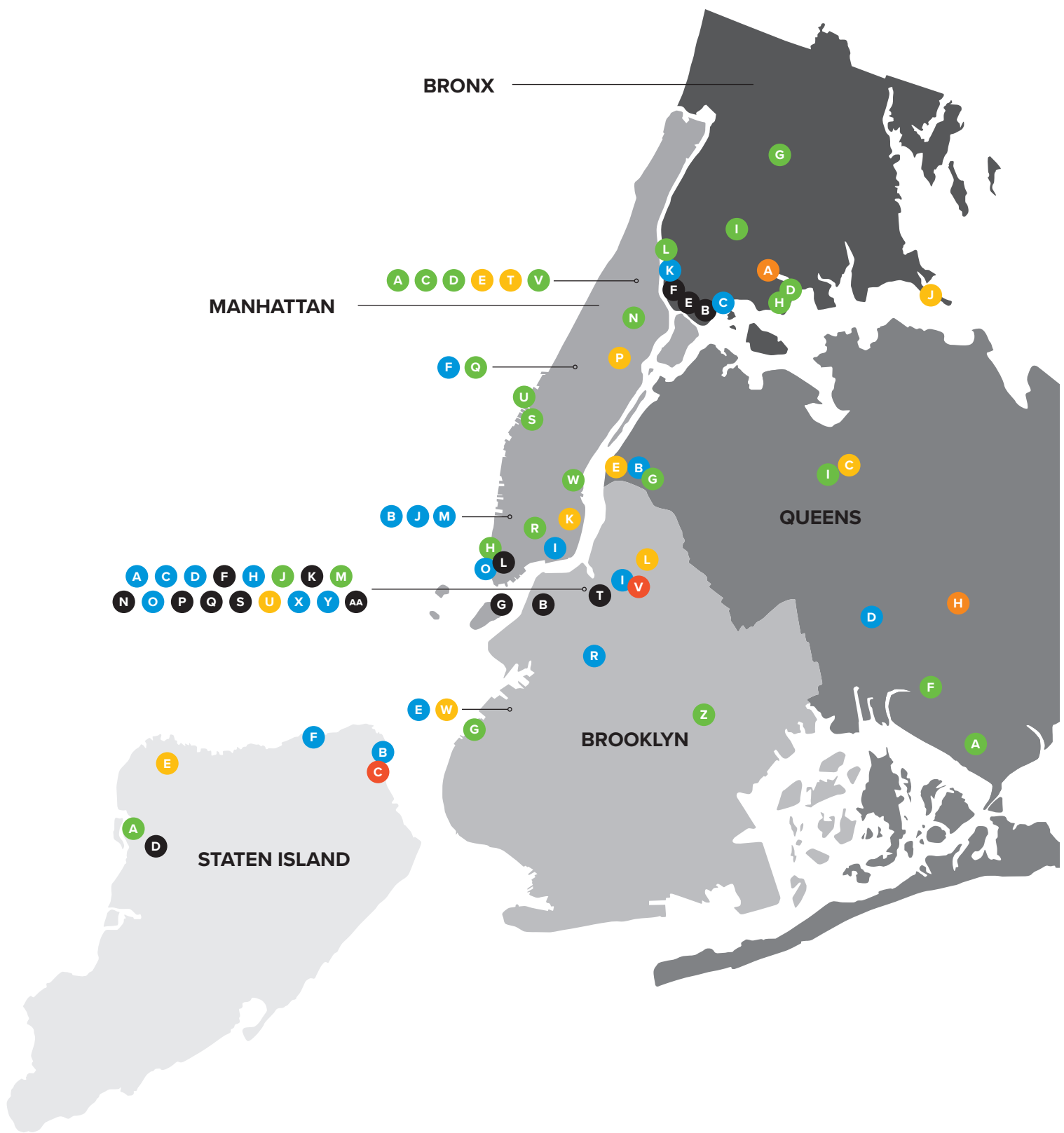
- A JFK Air Cargo
- B Boyce Technologies
- C NY State Pavilion
- D GMDC Workman Industrial Center
- E Long Island City Wayfinding and Streetscape Improvements
- F South Conduit Terminal Logistics Facility
- G Pursuit Workforce Development Project
- H Greater Jamaica Development Corporation Industrial Development
- I Queens Community House - Forest Hills Community Center

Staten Island

- A Saw Mill Creek Pilot Wetland Mitigation Bank
- B Empire Outlets
- C Lighthouse Point
- D Brooklyn Brewery
- E Howland Hook Marine Terminal
- F Staten Island Institute Museum, St. George

Citywide

- Connect NYC
- City of New York - Brownfield Cleanup Capital Program



Overview of All Previously Funded CFA Projects

Implementation of the projects identified in the 2011 Strategic Plan and the subsequent progress reports is proceeding. Through nine rounds of the CFA, over 51,000 jobs have been created or retained through awards to 867 projects across New York City.

SUMMARY STATUS OF ALL PROJECTS AWARDED CFA FUNDING

The table summarizes the aggregate of all projects receiving CFA awards in 2011-2019. The table also includes 30 projects that are receiving Excelsior Jobs Program tax credit funding awarded to the New York City region in Rounds I-III, V, VI-IX, but was reserved for future use. The chart below lists the percentage of projects falling within each status category.



		2011	2012	2013	2014	2015	2016	2017	2018	2019	Total	% of projects
●	Completed	40	44	42	54	60	74	32	11	-	357	41.2%
●	On schedule	4	11	13	20	30	28	74	114	99	393	45.3%
●	Progressing more slowly than expected	1	-	1	-	3	5	5	5	1	21	2.4%
●	Project contract not yet executed	2	-	1	-	-	2	5	1	8	19	2.2%
●	Project concerns need to be resolved	-	-	1	-	1	1	1	0	0	4	0.5%
●	Project canceled or funding denied	8	9	10	12	12	10	8	3	1	73	8.4%
	Total	55	64	68	86	106	120	125	134	109	867	100.0%

LEVERAGE OF STATE INVESTMENT IN ALL CFA PROJECTS^{1,2}

	Total Projects	Total Project Cost	Total Amount of CFA Awards ³	Ratio of Total Project Cost to CFA Awards
Round I	47	\$1,010,970,355	\$55,651,630	18.2
Round II	55	\$544,970,125	\$49,776,939	10.9
Round III	58	\$720,527,205	\$28,820,149	25.0
Round IV	74	\$857,319,339	\$38,435,406	22.3
Round V	94	\$439,174,031	\$63,087,515	7.0
Round VI	110	\$615,190,609	\$35,335,244	17.4
Round VII	117	\$205,336,829	\$38,989,400	5.3
Round VIII	131	\$731,186,426	\$38,553,761	19.0
Round IX	108	\$153,008,287	\$27,313,861	5.6
Total	794	\$5,277,683,206	\$375,963,905	14.0

¹ Does not include 73 terminated or canceled CFA project awards.

² Includes 30 projects that utilized \$50.3 million in Excelsior Jobs Program tax credit funding that was awarded in Rounds I-III, V, and VI-IX, but reserved for future use in the New York City region.

³ Does not include \$255 million in Federal Industrial Development Bond Cap assistance awarded to New York City during Rounds I-IX.

JOB CREATION IN ALL CFA PROJECTS^{4,5}

The table below lists the total number of permanent jobs retained and created through CFA projects.

	Round I	Round II	Round III	Round IV	Round V	Round VI	Round VII	Round VIII	Round IX	Total
Jobs Created	1,095	3,199	3,142	5,982	4,219	1,680	963	1,580	737	*22,597
Jobs Retained	3,772	5,356	3,872	4,626	4,107	2,850	1,443	2,497	103	28,626
Total	4,867	8,555	7,014	10,608	8,326	4,530	2,406	4,077	840	51,223

⁴ Does not include 73 terminated or canceled CFA project awards.

⁵ Includes 30 projects that utilized \$50.3 million in Excelsior Jobs Program tax credit funding that was awarded in Rounds I-III, V, and VI-IX, but reserved for future use in the New York City region.

* Reflects both 1) actual created jobs totaling 7,552 where job commitments have been 100% achieved and 2) projected created jobs totaling 15,045.

PART FIVE

Appendix

- Project is complete
- Project is on schedule
- Project is progressing more slowly than anticipated
- Project concerns need to be resolved
- Project contract not yet executed
- Project canceled or funding declined

Application Round I			
CFA System Application Number	Applicant Name	Project Name	Agency Name
2011	Action Environmental Systems, LLC	Action Environmental Systems, LLC - EIP Capital	ESD
2046	New York Restoration Project	Sherman Creek	Parks
2049	The General Society of Mechanics and Tradesmen of the City of New York	Historic Structure Report	Parks
2295	Association for Rehabilitative Case Management and Housing, Inc.	East 144th Street Affordable Housing	HCR
2522	Inland Paper Products Corp.	Inland Paper Products Corporation - EIP Capital	ESD
2630	NYC Department of Parks & Recreation	Cooper Park Renovation	Parks
2716	Queensborough Community College	Stormwater Management Permeable Pavement	EFC
2951	East Brooklyn Churches Sponsoring Committee	Stanley Commons Senior Housing	HCR
3249	The Bridge, Inc	Herkimer Street Residence	HCR
3260	NYC Mayor's Office of Long Term Planning and Sustainability	Cleaner Greener Communities Phase I: Regional Sustainability Planning Grants	NYSERDA
3503	NYC Department of Parks & Recreation	Catalyst Reclaiming the Waterfront	DOS
3686	Americare, Inc.	Unemployed Worker	DOL
3825	Ocean Bay Community Development Corporation	Unemployed Worker	DOL
3832	Ridgewood Bushwick Senior Citizens Council, Inc.	Knickerbocker Commons	HCR
4048	NYC Department of Parks & Recreation	Freshkills Park East Park Development and Educational Outreach	DOS
4127	Brooklyn Navy Yard Development Corporation	Green Manufacturing Center	ESD
4155	NYC Department of Parks & Recreation	Taking New York City's Innovative Greenstreets and Green Roofs to the Next Level	EFC
4302	Praxis Housing Initiatives, Inc.	White Plains Road	HCR

Program Name	CFA Award Amount	Total Project Cost	Grant Money Dispersed to Date	Status
Environmental Investment Program - Capital	\$250,000	\$1,900,820	\$250,000	
Park Acquisition, Development and Planning	\$318,800	\$603,800	\$318,800	
Historic Property Acquisition, Development and Planning	\$63,000	\$106,941	\$63,000	
Federal Low Income Housing Tax Credit	\$1,049,997	\$19,105,170	\$1,049,997	
Environmental Investment Program - Capital	\$250,000	\$1,480,695	\$250,000	
Park Acquisition, Development and Planning	\$400,000	\$2,800,000	\$400,000	
Green Innovation Grant Program	\$1,000,000	\$27,790	\$23,760	
Federal Low Income Housing Tax Credit	\$827,811	\$21,866,139	\$827,811	
Federal Low Income Housing Tax Credit	\$1,084,347	\$19,797,838	\$1,084,347	
Cleaner, Greener Communities Regional Sustainability Planning Program	\$1,000,000	\$1,198,463	\$931,088	
Local Waterfront Revitalization	\$360,400	\$734,525	\$520,000	
Unemployed Worker Skills Training	\$25,000	\$25,000	\$25,000	
Unemployed Worker Skills Training	\$50,000	\$50,000	\$49,001	
Federal Low Income Housing Tax Credit	\$470,806	\$10,311,157	\$470,806	
Local Waterfront Revitalization	\$850,000	\$4,300,000	\$130,000	
Empire State Development Grant Funds	\$5,000,000	\$58,000,000	\$4,500,000	
Green Innovation Grant Program	\$1,125,000	\$1,250,000	\$225,042	
Federal Low Income Housing Tax Credit	\$1,012,151	\$17,670,816	\$1,012,151	

CFA System Application Number	Applicant Name	Project Name	Agency Name
4341	NYC Department of City Planning	Waterfront Planning Implementation	DOS
4470	White Coffee Corp.	Worker Skills Upgrading	DOL
4687	Rufus King Court Limited Partnership	Rufus King Court Apts	HCR
4687	Rufus King Court Limited Partnership	Rufus King Court Apts	HCR
4778	Parker Jewish Institute for Health Care and Rehabilitation	Worker Skills Upgrading	DOL
5249	Shapeways, Inc.	Shapeways Excelsior	ESD
5751	Catholic Health Care System dba ArchCare	Worker Skills Upgrading	DOL
6550	Long Island Jewish Medical Center	Cohen Children's Medical Center Green Roof	EFC
6568	HPS Associates LLC	Hunters Point A and B	EFC
6629	Dunn Development Corp.	King Garden Apts	HCR
6718	Brooklyn Greenway Initiative, Inc.	Brooklyn Waterfront Greenway	DOS
6736	Solar One	Solar 2 Green Roof	EFC
7219	Hunts Point Terminal Produce Cooperative Association	Hunts Point Produce Market	EFC
7219	Hunts Point Terminal Produce Cooperative Association	Hunts Point Terminal Produce Cooperative Association - Upst Ag Capital	ESD
7219	Hunts Point Terminal Produce Cooperative Association	Hunts Point Terminal Cooperative Association - Excelsior	ESD
7465	Taystee Create LLC	Taystee Create LLC Capital	ESD
7704	Chinatown Manpower Project, Inc.	Unemployed Worker	DOL
7749	NYC Department of Parks & Recreation	Prospect Park Lakeside Green Roof	EFC
7749	Prospect Park Alliance, Inc.	Lakeside in Prospect Park	Parks
7761	Crye American, LLC	Crye American Excelsior	ESD
7818	Gay Men's Health Crisis, Inc.	Worker Skills Upgrading	DOL
8213	Terrafina LLC	Terrafina Excelsior	ESD
8460	NYC Seedstart, LLC	NYC Seedstart Working Capital	ESD
8479	Terence Cardinal Cooke Health Care Center	Worker Skills Upgrading	DOL
8899	Bluestone Jamaica I, LLC	161st Street Mixed Use Inclusionary Housing	HCR
14025	Bronx Shepherds Restoration Corp.	Shepherds Restore 2011	HCR
14026	Bronx Shepherds Restoration Corp.	Shepherds Access 2011	HCR
14037	Margert Community Corp.	MCC 2011 Restore Program	HCR
14051	Richmond Senior Services, Inc.	Richmond Senior Restore 2011	HCR
14053	Margert Community Corp.	MCC 2011 Access To Home Program	HCR
14098	Hamaspik Of Kings County	HAMASPIK OF KINGS COUNTY ACCESS TO HOME 2011	HCR
14110	Myrtle Avenue Revitalization Project LDC	Restoring Myrtle Avenue in Fort Greene	HCR

Program Name	CFA Award Amount	Total Project Cost	Grant Money Dispersed to Date	Status
Local Waterfront Revitalization	\$520,000	\$1,174,281	\$360,400	
Business Hiring and Training Incentives - Worker Skills Upgrading	\$47,400	\$46,791	\$45,038	
Federal Low Income Housing Tax Credit	\$1,583,540	\$23,230,128	\$1,583,540	
State Low Income Housing Tax Credit	\$146,631	\$23,230,128	\$146,631	
Business Hiring and Training Incentives - Worker Skills Upgrading	\$30,000	\$30,000	\$30,000	
Excelsior Jobs Program	\$200,000	\$28,507,264	\$108,889	
Business Hiring and Training Incentives - Worker Skills Upgrading	\$10,880	\$10,880	\$7,542	
Green Innovation Grant Program	\$450,000	\$-	\$-	
Green Innovation Grant Program	\$286,943	\$-	\$-	
Federal Low Income Housing Tax Credit	\$1,629,705	\$20,900,300	\$1,629,705	
Local Waterfront Revitalization	\$890,000	\$2,490,000	\$890,000	
Green Innovation Grant Program	\$229,000	\$-	\$-	
Green Innovation Grant Program	\$1,000,000	\$1,000,000	\$-	
Regional Council Capital Fund	\$10,000,000	\$322,500,000	\$-	
Excelsior Jobs Program	\$3,500,000	\$322,500,000	\$-	
Regional Council Capital Fund	\$10,000,000	\$350,000,000	\$-	
Unemployed Worker Skills Training	\$50,000	\$50,000	\$43,859	
Green Innovation Grant Program	\$2,287,000	\$49,546,000	\$2,287,000	
Park Acquisition, Development and Planning	\$400,000	\$74,202,439	\$-	
Excelsior Jobs Program	\$1,000,000	\$4,650,000	\$603,379	
Business Hiring and Training Incentives - Worker Skills Upgrading	\$49,842	\$49,842	\$28,593	
Excelsior Jobs Program	\$200,000	\$515,900	\$-	
Economic Development Purposes Fund	\$550,000	\$1,800,000	\$73,044	
Business Hiring and Training Incentives - Worker Skills Upgrading	\$9,900	\$9,900	\$8,832	
State Low Income Housing Tax Credit	\$581,920	\$32,221,754	\$565,417	
RESTORE	\$75,000	\$1,425,000	\$75,000	
Access to Home	\$300,000	\$600,000	\$130,620	
RESTORE	\$75,000	\$305,000	\$75,000	
RESTORE	\$75,000	\$115,000	\$75,000	
Access to Home	\$300,000	\$573,000	\$300,000	
Access to Home	\$250,000	\$320,000	\$250,000	
New York Main Street	\$500,000	\$1,315,000	\$500,000	

CFA System Application Number	Applicant Name	Project Name	Agency Name
14115	Ridgewood Bushwick Senior Citizens Council, Inc.	Access to Home	HCR
14117	Ridgewood Bushwick Senior Citizens Council, Inc.	Rbscc Restore 2011	HCR
14118	Rebuilding Together NYC	Rt Nyc Access to Home 2011	HCR
14133	Housing Partnership Development Corp.	3603-05 Broadway Cooperatives	HCR
14134	NHS of NYC	NHS 1-4 MRLP	HCR
Application Round II			
5951	DoubleVerify Inc.	DoubleVerify Excelsior	ESD
7839	Shiel Medical Laboratory, Inc.	Shiel Medical Laboratory Excelsior	ESD
12458	Signature Bank	Signature Bank Excelsior	ESD
12480	Fresh Direct, LLC	Fresh Direct Bronx	ESD
12665	CEC Stuyvesant Cove, Inc. dba Solar One	CEC Stuyvesant Cove, Inc. dba Solar One - Unemployed Worker Training	DOL
13889	The Architectural League of New York	New York Architecture Diary	ESD
13992	The Trust for Public Land	Queensway	Parks
14728	New York Genome Center	New York Genome Center Capital	ESD
14883	Cooper Square Community Development Committee and Businessmen's Association, Inc.	La MaMa Experimental Theater Company	HCR
14888	Brooklyn Navy Yard Development Corporation	Brooklyn Navy Yard/Macro Sea New Lab Capital	ESD
14888	Brooklyn Navy Yard Development Corporation	Brooklyn Navy Yard/Macro Sea New Lab Capital	ESD
14941	The Hispanic Society of America	Main Building Roof Replacement	Parks
15119	Clemente Soto Velez Cultural Center	The Lower East Side Cultural Corridor Arts Jobs Training Program	Arts
15626	The Center for Military & Private Sector Initiatives, Inc. dba Veterans Across America, Inc.	The Center for Military & Private Sector Initiatives, Inc. dba Veterans Across America, Inc. - Unemployed Worker Training	DOL
15768	Gotham Greens Farms LLC	Gotham Greens	NYSERDA
15768	Gotham Greens Farm, LLC	Gotham Greens Farm Excelsior	ESD
15781	Chinatown Manpower Project, Inc.	Chinatown Manpower Project, Inc. - Unemployed Worker Training	DOL
15904	Cornell University	Cornell Tech Bldg NYC	NYSERDA
15945	The New York Botanical Garden	NY Botanical Garden Capital	ESD
15956	The Green-Wood Historic Fund	Weir Greenhouse	Parks
16014	Agudath Israel of America Community Services, Inc.	Agudath Israel of America Community Services, Inc. - Unemployed Worker Training	DOL
16070	NYCEDC	Randalls Island Connector	DOS

Program Name	CFA Award Amount	Total Project Cost	Grant Money Dispersed to Date	Status
Access to Home	\$300,000	\$586,052	\$300,000	
RESTORE	\$75,000	\$361,052	\$75,000	
Access to Home	\$250,000	\$642,500	\$250,000	
Affordable Home Ownership Development Program (AHC)	\$877,500	\$7,309,247	\$877,500	
Affordable Home Ownership Development Program (AHC)	\$400,000	\$800,000	\$400,000	
Excelsior Jobs Program	\$750,000	\$10,950,000	\$204,338	
Excelsior Jobs Program	\$2,800,000	\$14,750,000	\$-	
Excelsior Jobs Program	\$800,000	\$1,300,000	\$-	
Excelsior Jobs Program	\$18,930,230	\$185,185,238	\$8,298,757	
Worker Skills Upgrading - Unemployed Worker Training	\$77,461	\$77,461	\$-	
Regional Tourism Marketing Grant Initiative (I LOVE NY Fund)	\$20,000	\$48,960	\$9,919	
Park Acquisition, Development and Planning	\$467,000	\$623,050	\$467,000	
Empire State Development Grant Funds	\$1,500,000	\$119,500,000	\$-	
HCR - Urban Initiatives (UI)	\$180,000	\$558,762	\$180,000	
Empire State Development Grant Funds	\$1,250,000	\$19,855,803	\$1,250,000	
State Capital Funds	\$2,000,000	\$19,855,803	\$1,452,207	
Historic Property Acquisition, Development and Planning	\$500,000	\$2,699,000	\$500,000	
Art Project Grant	\$150,000	\$300,000	\$45,000	
Worker Skills Upgrading - Unemployed Worker Training	\$93,500	\$93,500	\$-	
NYSERDA - Regional Economic Development and GHG Reduction Program	\$750,000	\$6,781,565	\$750,000	
Excelsior Jobs Program	\$152,000	\$6,666,665	\$33,778	
Worker Skills Upgrading - Unemployed Worker Training	\$95,539	\$95,539	\$41,859	
NYSERDA - Regional Economic Development and GHG Reduction Program	\$870,030	\$1,279,573	\$828,958	
Empire State Development Grant Funds	\$100,000	\$6,381,063	\$-	
Historic Property Acquisition, Development and Planning	\$500,000	\$2,699,000	\$238,650	
Worker Skills Upgrading - Unemployed Worker Training	\$98,700	\$98,700	\$98,700	
Local Waterfront Revitalization	\$350,263	\$700,526	\$350,263	

CFA System Application Number	Applicant Name	Project Name	Agency Name
16094	Pratt Institute	Pratt Institute Capital	ESD
16156	Cumberland Packing Corp.	Cumberland Packing Corp. - Existing Employee Training	DOL
16198	NYC Department of Small Business Services	NYC Department of Small Business Services - Wetlands Mitigation Capital	ESD
16884	Brooklyn Navy Yard Development Corporation	Brooklyn Navy Yard/Steiner Studios Capital	ESD
16884	Brooklyn Navy Yard Development Corporation	Brooklyn Navy Yard/Steiner Studios Capital	ESD
16923	NYC Department of Parks & Recreation	Randalls Island Hell Gate Pathway Phase III	Parks
17037	Urban Electric Power	Energy Storage Devices Manufacturing Facility	NYSERDA
17037	Urban Electric Power	Energy Storage Devices Manufacturing Facility	ESD
17250	ITAC	ITAC Technical Assistance for 2013	ESD
17324	Bronx Arts Ensemble, Inc.	Arts-In-Education Programs for Elementary and Middle School Students	Arts
17420	Downtown Brooklyn Partnership	Downtown Brooklyn Eastern Gateway Revitalization Project	HCR
17691	NYC Department of Transportation	NYCDOT - Porous Pavement Prototype Testing and Evaluation	EFC
17924	Duggal Visual Solutions, Inc.	Duggal Visual Solutions Excelsior	ESD
17928	Seventh Regiment Armory Conservancy, Inc.	Park Avenue Armory Expansion of Unconventional Commissions	Arts
18160	Chamber of Commerce for Borough of Queens	Q A Queens About Mobile Phone App	ESD
18324	Leap, Inc. dba Brooklyn Workforce Innovations	Leap, Inc. dba Brooklyn Workforce Innovations - Unemployed Worker Training	DOL
18340	NYC Department of City Planning	Open Industrial Uses Study	DOS
18340	NYC Department of City Planning	Open Industrial Uses Study	DOS
18530	NYC Department of Transportation	Sunset Park Upland Connector	DOS
18532	NYC Department of Transportation	Sunset Park - Brooklyn Waterfront Greenway Connector	DOS
18801	NYC Department of Small Business Services	City of New York - Brownfield Cleanup Capital	ESD
18955	Apollo Theater Foundation	Breakin' Conventions Festival	Arts
18987	Brooklyn Academy of Music	DanceAfrica Festival	Arts
19025	BRIC Arts Media Bklyn Inc.	BRIC Arts I Media House Public Awareness and Public Engagement Plan	Arts
19038	Roanwell Corporation	Roanwell Corporation - Existing Employee Training	DOL
19067	CSA Group NY Architects and Engineers, P.C.	CSA Group NY Architects and Engineers, P.C. - Existing Employee Training	DOL

Program Name	CFA Award Amount	Total Project Cost	Grant Money Dispersed to Date	Status
Empire State Development Grant Funds	\$500,000	\$2,699,000	\$-	
Worker Skills Upgrading - Existing Employee Training	\$56,000	\$56,000	\$56,000	
Empire State Development Grant Funds	\$500,000	\$14,250,000	\$-	
Empire State Development Grant Funds	\$4,500,000	\$137,100,000	\$-	
New York Works	\$5,000,000	\$137,100,000	\$-	
Park Acquisition, Development and Planning	\$500,000	\$2,502,656	\$500,000	
NYSERDA - Regional Economic Development and GHG Reduction Program	\$1,000,000	\$4,450,000	\$999,862	
Excelsior Jobs Program	\$925,000	\$6,182,768	\$-	
Environmental Investment Program - Technical Assistance	\$96,000	\$201,360	\$93,569	
Art Project Grant	\$60,000	\$120,000	\$60,000	
HCR - Urban Initiatives (UI)	\$200,000	\$400,000	\$160,931	
Green Innovation Grant Program	\$1,200,000	\$645,423	\$-	
Excelsior Jobs Program	\$881,000	\$14,443,264	\$224,808	
Art Project Grant	\$150,000	\$500,000	\$45,000	
Regional Tourism Marketing Grant Initiative (I LOVE NY Fund)	\$100,000	\$200,000	\$82,610	
Worker Skills Upgrading - Unemployed Worker Training	\$100,000	\$100,000	\$100,000	
Local Waterfront Revitalization	\$300,000	\$600,000	\$-	
Local Waterfront Revitalization	\$300,000	\$600,000	\$-	
Local Waterfront Revitalization	\$600,000	\$1,200,000	\$173,957	
Local Waterfront Revitalization	\$354,900	\$709,800	\$54,222	
Empire State Development Grant Funds	\$500,000	\$3,365,161	\$-	
Art Project Grant	\$100,000	\$321,857	\$30,000	
Art Project Grant	\$150,000	\$700,000	\$90,000	
Art Project Grant	\$100,000	\$330,500	\$30,000	
Worker Skills Upgrading - Existing Employee Training	\$48,500	\$48,500	\$48,500	
Worker Skills Upgrading - Existing Employee Training	\$72,036	\$72,036	\$46,715	

CFA System Application Number	Applicant Name	Project Name	Agency Name
19210	M-Fried Store Fixtures & Sturdy Store Displays, Inc.	M-Fried Store Fixtures & Sturdy Store Displays Excelsior	ESD
19232	Just Bagels Baking, LLC	Just Bagels Baking Excelsior	ESD
19258	Wonton Food Inc.	Wonton Food Inc. - New Hire/OJT Training	DOL
19258	Wonton Food Inc.	Wonton Food Inc. - Existing Employee Training	DOL
19258	Wonton Foods, Inc.	Wonton Food Excelsior	ESD
19301	NYC Department of Environmental Protection	Gowanus Canal Sponge Park	EFC
19389	Center for Employment Opportunities, Inc.	Center for Employment Opportunities, Inc. - Unemployed Worker Training	DOL
19422	Oak Point Property, LLC	Oak Point Property Capital	ESD
19429	Pregones	One Great Theater, Two Great Stages	Arts
19512	Nontraditional Employment for Women	Nontraditional Employment for Women - Unemployed Worker Training	DOL
19652	New Museum of Contemporary Art	IDEAS CITY	Arts
19775	Franklin D. Roosevelt Four Freedoms Park, LLC	Smallpox Hospital Planning and Scoping	Parks
19822	Theater et al, Inc.	The Marketing Guide and Plan	Arts
19972	Queens Borough President	Queens Tech Zone Strategic Plan	DOS
24973	Brooklyn Navy Yard Development Corporation	Brooklyn Navy Yard/Steiner Studios Capital	ESD
Application Round III			
20549	Amazon Corporate LLC	Amazon Project Mountain	ESD
23870	Fairway Bakery, LLC	Fairway Bakery Excelsior	ESD
24556	Church Avenue District Management Association	Flatbush Neighborhood Revitalization	HCR
24575	Medidata Solutions, Inc.	Medidata Solutions Excelsior	ESD
25222	FC + Skanska Modular, LLC	FC + Skanska Modular Excelsior	ESD
26320	Henry Street Settlement	Henry Street Historic Preservation Project	Parks
26536	Downtown Brooklyn Partnership	Greenspace Brooklyn Strand Feasibility and Design	ESD
26871	Flint and Tinder USA, Inc.	Flint and Tinder USA Excelsior	ESD
26897	NYU Poly	NYU Incubator Network	ESD
26910	Brooklyn Arts Council	Creative Coalitions	Arts
27050	St. George Outlet Development, LLC dba Empire Outlets	Empire Outlets Capital	ESD
27090	Structured Employment Economic Development Corporation	SEEDCO	ONCS
27215	New Museum	New Museum Incubator	Arts
27437	New York Fragrance Inc.	Software and Office Skills Training	DOL

Program Name	CFA Award Amount	Total Project Cost	Grant Money Dispersed to Date	Status
Excelsior Jobs Program	\$300,000	\$2,053,000	\$-	
Excelsior Jobs Program	\$234,000	\$662,000	\$29,809	
Worker Skills Upgrading - New Hire (On-the-Job) Training	\$20,263	\$20,263	\$-	
Worker Skills Upgrading - Existing Employee Training	\$79,737	\$79,737	\$39,254	
Excelsior Jobs Program	\$980,000	\$3,490,000	\$272,519	
Green Innovation Grant Program	\$535,000	\$1,243,000	\$535,000	
Worker Skills Upgrading - Unemployed Worker Training	\$54,588	\$54,588	\$30,790	
Empire State Development Grant Funds	\$400,000	\$94,078,896	\$-	
Art Project Grant	\$90,000	\$180,000	\$54,000	
Worker Skills Upgrading - Unemployed Worker Training	\$100,000	\$100,000	\$98,000	
Art Project Grant	\$100,000	\$1,053,100	\$30,000	
Historic Property Acquisition, Development and Planning	\$200,000	\$485,000	\$149,680	
Art Project Grant	\$55,000	\$110,000	\$55,000	
Local Waterfront Revitalization	\$150,000	\$300,000	\$150,000	
Empire State Development Grant Funds	\$500,000	\$137,100,000	\$-	
Excelsior Jobs Program	\$2,000,000	\$8,887,500	\$565,241	
Excelsior Jobs Program	\$1,800,000	\$12,600,000	\$284,055	
HCR - New York Main Street (NYMS)	\$200,000	\$339,000	\$15,000	
Excelsior Jobs Program	\$2,750,000	\$38,000,000	\$1,639,285	
Excelsior Jobs Program	\$1,250,000	\$6,133,563	\$-	
Historic Property Acquisition, Development and Planning	\$500,000	\$840,500	\$500,000	
ESD - Strategic Planning and Feasibility Studies	\$50,000	\$100,000	\$50,000	
Excelsior Jobs Program	\$100,000	\$346,374	\$-	
New York State Business Incubator and Innovation Hot Spot Support Program	\$375,000	\$5,473,938	\$338,541	
Arts, Culture & Heritage Project Grant	\$100,000	\$203,000	\$100,000	
Empire State Development Grant Funds	\$3,500,000	\$33,552,750	\$3,500,000	
New York State AmeriCorps Program	\$142,566	\$282,155	\$108,679	
Arts, Culture & Heritage Project Grant	\$100,000	\$310,000	\$74,000	
New Hire (On-the-Job) Training	\$10,000	\$50,000	\$-	

CFA System Application Number	Applicant Name	Project Name	Agency Name
27509	Agudath Israel of America Community Services, Inc.	Office Operations Training	DOL
27605	Leap, Inc. dba Brooklyn Workforce Innovations	Commercial Truck Driving Training	DOL
27770	Parker Jewish Institute for Health Care and Rehabilitation	Pain Management Training	DOL
28015	HANAC, Inc.	HANAC SNAP Opportunities Program	OTDA
28017	Hansel 'n Gretel	Facility Upgrade	ESD
28042	BSP Greenhouse, LLC	BSP Greenhouse Farm Excelsior	ESD
28090	NYC Department of Parks and Recreation	Greenbelt Trail Sustainability Initiative	Parks
28206	Downstate Technology Center	Downstate Biotech Business Incubator Proposal	ESD
28289	NYC Department of Parks and Recreation	Jamaica Bay Habitat Restoration and Waterfront Revitalization	DOS
28374	St Nicks Alliance	St Nicks SNAP Opportunities Program	OTDA
28442	St. Nicks Alliance Corp.	Commercial Truck Driving Training	DOL
28468	NYC Department of Environmental Protection	Oakwood Beach Habitat Restoration	DOS
28570	E. Gluck Corporation	E. Gluck Excelsior	ESD
28656	Staten Island EDC	West Shore Light Rail Planning Study	ESD
28979	New York Botanical Garden	East Gate Visitor Accessibility and Green Zone Project	Parks
29240	CAMBA	CAMBA	DOS
29242	The Fathers Heart Ministries	FHM Roof 2013	Parks
29250	Fastener Dimensions Inc.	AS9100 Quality Management System and Machine Operation Training	DOL
29250	Fastener Dimension, Inc.	Fastener Dimension Excelsior	ESD
29337	French Institute Alliance Française	Digital Conversion for Film Projection	Arts
29545	Metropolitan Council on Jewish Poverty	Metropolitan Council on Jewish Poverty SNAP Opportunities Program	OTDA
29608	Lutheran Family Health Centers	Community Allies	ONCS
29893	Apollo Theater Foundation Inc	Fall Festival Funding	Arts
29967	New York City Department of Transportation	Bus Rapid Transit In Queens	NYSERDA
30036	Marine Park Seaside Links	Rainwater Harvesting and Reuse	EFC
30094	Sunnyside Community Services, Inc.	Home Health Aide Training	DOL
30295	ShopKeep.com Inc. dba ShopKeep POS	ShopKeep Excelsior	ESD
30399	Groundswell	TransformRestore Brownsville	Arts
30598	Research Foundation of the City University of New York on behalf of Bronx Community College Educational Opportunity Center	Medical Support Professional Training	DOL

Program Name	CFA Award Amount	Total Project Cost	Grant Money Dispersed to Date	Status
Unemployed Worker Training	\$70,500	\$136,500	\$70,500	
Unemployed Worker Training	\$100,000	\$226,616	\$99,800	
Existing Employee Training Program	\$18,000	\$28,250	\$18,000	
SNAP Opportunities	\$125,000	\$250,000	\$222,114	
Empire State Development Excelsior	\$537,701	\$3,178,468	\$-	
Excelsior Jobs Program	\$350,000	\$4,293,648	\$-	
Recreational Trails Program	\$192,000	\$240,000	\$52,844	
New York State Business Incubator and Innovation Hot Spot Support Program	375,000	\$1,125,000	\$375,000	
Local Waterfront Revitalization Program	\$395,997	\$791,994	\$395,997	
SNAP Opportunities	\$300,000	\$600,000	\$38,916	
Unemployed Worker Training	\$100,000	\$100,000	\$15,944	
Local Waterfront Revitalization Program	\$300,000	\$600,000	\$293,446	
Excelsior Jobs Program	\$2,500,000	\$21,705,000	\$504,866	
ESD - Strategic Planning and Feasibility Studies	\$50,000	\$100,000	\$50,000	
Park Acquisition, Development and Planning	\$500,000	\$6,016,000	\$500,000	
Community Services Block Grant	\$93,358	\$116,698	\$91,793	
Historic Property Acquisition, Development and Planning	\$500,000	\$1,040,838	\$450,000	
Existing Employee Training Program	\$90,620	\$6,003,820	\$87,620	
Excelsior Jobs Program	\$100,000	\$4,803,820	\$-	
Digital Film Projector Conversion Program	\$70,000	\$142,381	\$70,000	
SNAP Opportunities	\$200,000	\$400,000	\$-	
New York State AmeriCorps Program	\$179,618	\$262,234	\$66,934	
Arts, Culture & Heritage Project Grant	\$74,000	\$455,100	\$74,000	
Cleaner Greener Communities (CGC), Phase II Implementation Grants, Category 3: Sustainability Projects	\$2,137,500	\$8,750,000	\$567,988	
Green Innovation Grant Program	\$502,900	\$122,631	\$58,455	
Unemployed Worker Training	\$34,414	\$536,349	\$34,414	
Excelsior Jobs Program	\$750,000	\$1,079,765	\$-	
Arts, Culture & Heritage Project Grant	\$50,000	\$162,360	\$50,000	
Unemployed Worker Training	\$50,000	\$406,492	\$45,116	

CFA System Application Number	Applicant Name	Project Name	Agency Name
30704	Alliance for Coney Island	The One and Only Coney Campaign Working Capital	ESD
30862	Seventh Regiment Armory Conservancy Inc	Epic and Adventurous Work for New York	Arts
31060	Giumenta	Facility Expansion/New Production Capability Staffing and Training	ESD
31185	ITAC	NYC TAC Technical Assistance 2014-2016	ESD
31410	The Bronx Museum of the Arts	Bronx Museum Community Engagement Programs	Arts
31557	Ralph Rucci, LLC	Ralph Rucci - Excelsior	ESD
31564	Cambridge Business Institute Inc.	Home Health Aide and Pharmacy Technician Training	DOL
31599	Federation Employment and Guidance Service, Inc.	FEGS SNAP Opportunities Program	OTDA
31620	Sailthru, Inc.	Sailthru Excelsior	ESD
31632	BDG BNY LLC	Brooklyn Navy Yard "Building C" Green Roof	EFC
31800	Triangle Equities	Lighthouse Point Capital	ESD
31867	The Research Foundation of CUNY	CCNY Continuing and Professional Education	HESC
31870	NYC Department of Parks & Recreation	Catalyst Revitalizing Waterfront Parks Phase IV	DOS
32025	South Bronx Overall Economic Development Corporation	SoBRO SNAP Opportunities Program	OTDA
32041	Northern Manhattan Improvement Corporation	College Access	HESC
32046	Downtown Community Television Center, Inc.	Cinema Expansion Project	Arts
32058	Foodsaver New York, Inc. dba Terminal Seafood & Meats	Operations Training	DOL
32193	Dayton Industries, Inc.	Lean Manufacturing and Office Operations Training	DOL
32373	World Business Lenders, LLC	World Business Lenders Excelsior	ESD
32416	CUNY Research Foundation	Closing the Gap: Classroom to Career Program Working Capital	ESD
32452	Harvestworks	Creativity Technology Enterprise	Arts
32675	Anthology Film Archives, Inc	Digital Projection System	Arts
32690	Queens Tech Incubator	Queens Tech Certified Business Incubator	ESD
32758	Research Foundation of the City University of New York on behalf of Bronx Community College	Information Technology Support Management and Renewable Energy Programs Training	DOL
34918	ADP/Automatic Data Processing	ADP Titanium Excelsior	ESD

Program Name	CFA Award Amount	Total Project Cost	Grant Money Dispersed to Date	Status
Market New York	\$225,000	\$250,000	\$224,738	
Arts, Culture & Heritage Project Grant	\$74,000	\$3,592,521	\$74,000	
Excelsior Jobs Program	\$165,067	\$2,526,300	\$-	
Environmental Investment Program - Technical Assistance (TA)	\$200,000	\$400,000	\$200,000	
Arts, Culture & Heritage Project Grant	\$100,000	\$221,110	\$100,000	
Excelsior Jobs Program	\$411,944	\$2,220,000	\$-	
Unemployed Worker Training	\$99,600	\$99,600	\$95,600	
SNAP Opportunities	\$250,000	\$500,000	\$-	
Excelsior Jobs Program	\$750,000	\$750,000	\$-	
Green Innovation Grant Program	\$275,778	\$120,935,741	\$-	
Empire State Development Grant Funds	\$1,500,000	\$208,998,528	\$1,500,000	
College Access Challenge Grant	\$45,905	\$58,950	\$39,363	
Local Waterfront Revitalization Program	\$350,000	\$700,000	\$350,000	
SNAP Opportunities	\$125,000	\$250,000	\$221,520	
College Access Challenge Grant	\$50,000	\$50,000	\$50,000	
Digital Film Projector Conversion Program	\$100,000	\$490,750	\$100,000	
New Hire (On-the-Job) Training	\$3,360	\$3,931,520	\$-	
Existing Employee Training Program	\$37,400	\$73,677	\$37,400	
Excelsior Jobs Program	\$750,000	\$1,437,500	\$-	
ESD Technical Assistance and Training Grants - Opportunity Agenda Projects	\$100,000	\$115,534	\$99,999	
Arts, Culture & Heritage Project Grant	\$100,000	\$275,000	\$100,000	
Digital Film Projector Conversion Program	\$62,660	\$62,660	\$62,660	
New York State Business Incubator and Innovation Hot Spot Support Program	\$375,000	\$1,125,000	\$-	
Unemployed Worker Training	\$50,000	\$178,744	\$49,977	
Excelsior Jobs Program	\$2,000,000	\$11,536,594	\$1,378,666	

CFA System Application Number	Applicant Name	Project Name	Agency Name
Application Round IV			
26332	L'OREAL USA	L'Oreal USA Excelsior	ESD
30282	The Public Theater	Public Works Program Expansion	Arts
36054	GPS Services, Inc.	The Gap Global Creativity Center Excelsior	ESD
36618	Orchard Enterprises NY, Inc.	Orchard Enterprises NY Excelsior	ESD
36845	Meetup, Inc.	Meetup.com Excelsior	ESD
36861	McGraw-Hill Education	McGraw-Hill Education Excelsior	ESD
37176	Lower East Side DMA	LESBID- GreenHub Study	ESD
37948	Square, Inc.	Square Excelsior	ESD
38292	Brooks Brothers	Brooks Brothers Excelsior	ESD
38642	Apollo Theater Foundation, Inc.	WOW (Women of the World) Harlem Festival	Arts
38656	The Trust for Public Land	QueensWay Design	Parks
38853	Comprehensive Health Management, Inc.	Comprehensive Health Management Excelsior	ESD
38940	235-237 West 125th Street Partners, LLC	Victoria Theater Capital	ESD
38960	New York Wheel, LLC	The Wheel Working Capital	ESD
39004	The New York Botanical Garden	Conservatory Green Parking Retrofit	EFC
39206	Long Island City Partnership	LIC Partnership Study	ESD
39237	Jos H. Lowenstein & Sons, Inc.	Jos H. Lowenstein & Sons Excelsior	ESD
39304	Leap, Inc. dba Brooklyn Workforce Innovations	Commercial Driver Training	DOL
39457	Staten Island EDC	South Shore Study Working Capital	ESD
39471	CUNY Hub for Innovation and Entrepreneurship	New York City Innovation Hot Spot at CUNY	ESD
39571	American Museum of Natural History	Programming on Pan-Asian Themes	Arts
39588	North Riverdale Merchant Business Association	Riverdale Smart Growth Plan	NYSERDA
39676	Thalia Spanish Theatre, Inc.	Enhance Marketing & Promotion Capacity	Arts
39740	Henry Street Settlement	Arbans Arts Center 2015 Centennial Marketing	Arts
40016	Steuben Foods Inc	Steuben Foods Excelsior	ESD
40132	Whitney Museum of American Art	New Building Marketing Plan	Arts
40153	Per Scholas, Inc.	Information Technology Training	DOS
40153	Per Scholas, Inc.	Information Technology Training	DOL
40161	Per Scholas	Per Scholas Capital	ESD
40204	Second Stage Theatre	Strategic Plan Implementation	Arts
40207	The Bushwick Starr, Inc.	Expand Marketing & Outreach Capacity	Arts

Program Name	CFA Award Amount	Total Project Cost	Grant Money Dispersed to Date	Status
Excelsior Jobs Program	\$5,500,000	\$62,000,000	\$1,150,507	
Arts, Culture & Heritage Project Grant	\$76,000	\$768,500	\$60,800	
Excelsior Jobs Program	\$720,000	\$1,120,000	\$292,800	
Excelsior Jobs Program	\$700,000	\$1,252,725	\$-	
Excelsior Jobs Program	\$750,000	\$1,103,640	\$-	
Excelsior Jobs Program	\$2,600,000	\$5,100,000	\$76,692	
ESD - Strategic Planning and Feasibility Studies	\$20,000	\$40,000	\$20,000	
Excelsior Jobs Program	\$5,000,000	\$6,618,000	\$152,482	
Excelsior Jobs Program	\$700,000	\$2,434,000	\$-	
Arts, Culture & Heritage Project Grant	\$60,000	\$588,205	\$60,000	
Park Acquisition, Development and Planning	\$443,750	\$887,500	\$293,011	
Excelsior Jobs Program	\$1,000,000	\$6,000,000	\$-	
Empire State Development Grant Funds	\$1,500,000	\$164,356,368	\$1,500,000	
Market New York	\$1,550,000	\$2,575,000	\$30,003	
Green Innovation Grant Program	\$882,000	\$980,000	\$882,000	
ESD - Strategic Planning and Feasibility Studies	\$100,000	\$350,000	\$100,000	
Excelsior Jobs Program	\$100,000	\$2,610,000	\$6,757	
Unemployed Worker Training Program	\$100,000	\$234,298	\$99,850	
ESD - Strategic Planning and Feasibility Studies	\$50,000	\$100,000	\$50,000	
New York State Innovation Hot Spot Support Program	\$750,000	\$2,250,000	\$738,679	
Arts, Culture & Heritage Project Grant	\$60,000	\$157,841	\$48,000	
Cleaner Greener Communities (CGC), Phase II Implementation Grants, Category 2: Planning & Technical Assistance - Round 2 (CFA Round 4)	\$100,000	\$137,500	\$100,000	
Workforce Investment Program	\$49,500	\$61,875	\$49,500	
Arts, Culture & Heritage Project Grant	\$76,000	\$210,000	\$60,800	
Excelsior Jobs Program	\$200,000	\$2,181,250	\$-	
Arts, Culture & Heritage Project Grant	\$76,000	\$200,000	\$60,800	
Community Services Block Grant	\$200,000	\$250,000	\$180,888	
Unemployed Worker Training Program	\$100,000	\$1,173,795	\$48,709	
Empire State Development Grant Funds	\$500,000	\$2,830,000	\$-	
Arts, Culture & Heritage Project Grant	\$52,100	\$137,000	\$41,680	
Workforce Investment Program	\$18,000	\$30,000	\$18,000	

CFA System Application Number	Applicant Name	Project Name	Agency Name
40276	Performance Space 122, Inc.	Performance Space 122 Lighting Design Enhancement	Arts
40294	St. Ann's Warehouse, Inc.	Theater/Dance Floor Acquisition	Arts
40310	NYC Department of Parks & Recreation	Mariners Arlington Marsh Master Plan	DOS
40313	New York Classical Theatre, Inc.	Strengthen Development & Fundraising Capabilities	Arts
40423	New York Theatre Workshop	Audio Systems Upgrade	Arts
40476	The New 42nd Street	Facilities Upgrade and Expansion	Arts
40494	Dance Notation Bureau, Inc.	Strengthen Educational Programming	Arts
40551	Open Source Gallery, Inc.	Enhance Development & Community Outreach	Arts
40576	Brooklyn Navy Yard Development Corporation	Building 77- Brooklyn Navy Yard Capital	ESD
40795	NYC Department of Parks & Recreation	Harlem River Park Greenway Link	DOS
40817	Myrtle Avenue Revitalization Project LDC	Myrtle Ave NYMS 2014	HCR
41329	The Harlem Chamber Players, Inc.	The Harlem Chamber Players Technology Improvements	Arts
41404	SGFW Bakers, Inc.	Israel Biegels Excelsior	ESD
41406	Sunnyside Community Services, Inc.	Home Health Aide Training	DOL
41430	NYC Department of Parks & Recreation	The Bronx River Urban Forest Revitalization and Job Skills Training	DOS
41437	Young Jean Lees Theater Company	Strengthen Operating Capacity	Arts
41556	Josephine Herrick Project	Strengthen Programmatic Offerings & Partnerships	Arts
41693	Doran Jones at UDC	Doran Jones UDC	ESD
41901	Hostos Community College	Medical Technician Training	DOL
41973	NYC Department of Parks & Recreation	Smart Parking Advancing Comprehensive Environmental Sustainability	NYSERDA
42035	Mobo Systems, Inc.	Mobo Systems OLO Excelsior	ESD
42208	New Life Fellowship Church	New Life Fellowship Church Restoration	Parks
42339	Bronx Overall EDC	Arthur Avenue Market Study	ESD
42420	Bronx Community College, Bronx Educational Opportunity Center	Direct Support Professional Training	DOL
42435	Genius Media, Inc.	Genius Media Excelsior	ESD
42458	Alwan Foundation, Inc.	Support Administration & Planning	Arts
42543	Precision Gear Inc	Precision Gear Excelsior	ESD
42557	RCN Telecom Services of New York, LP	Supervision, Customer Service and Team Building Training	DOL
42558	Mark DeGarmo DancersDynamic Forms, Inc.	Expand Marketing & Public Relations Capacity	Arts
42604	Terrafina LLC	Lean Operations, Quality and Management Training	DOL
42604	Terrafina LLC	Terrafina Excelsior	ESD

Program Name	CFA Award Amount	Total Project Cost	Grant Money Dispersed to Date	Status
Artistic Program Capital Equipment	\$49,500	\$105,401	\$49,500	
Artistic Program Capital Equipment	\$49,500	\$1,339,537	\$49,500	
Local Waterfront Revitalization Program	\$200,000	\$400,000	\$200,000	
Workforce Investment Program	\$49,500	\$120,000	\$49,500	
Artistic Program Capital Equipment	\$10,500	\$21,000	\$10,500	
Artistic Program Capital Equipment	\$20,200	\$40,500	\$20,200	
Workforce Investment Program	\$28,100	\$37,500	\$28,100	
Workforce Investment Program	\$47,000	\$60,000	\$47,000	
Empire State Development Grant Funds	\$1,000,000	\$169,675,952	\$1,000,000	
Local Waterfront Revitalization Program	\$250,000	\$500,000	\$219,325	
HCR - New York Main Street (NYMS)	\$250,000	\$486,960	\$250,000	
Technology Improvements Program	\$2,400	\$4,281	\$2,400	
Excelsior Jobs Program	\$96,000	\$5,125,043	\$29,809	
Unemployed Worker Training Program	\$34,486	\$613,275	\$8,294	
Local Waterfront Revitalization Program	\$256,612	\$513,224	\$256,612	
Workforce Investment Program	\$49,500	\$49,500	\$49,500	
Workforce Investment Program	\$49,500	\$61,875	\$49,500	
Excelsior Jobs Program	\$1,000,000	\$1,000,000	\$-	
Unemployed Worker Training Program	\$100,000	\$100,000	\$99,377	
Cleaner Greener Communities (CGC), Phase II Implementation Grants, Category 2: Planning & Technical Assistance - Round 2	\$225,000	\$300,000	\$30,000	
Excelsior Jobs Program	\$500,000	\$893,154	\$15,539	
Historic Property Acquisition, Development and Planning	\$500,000	\$1,115,755	\$500,000	
ESD - Strategic Planning and Feasibility Studies	\$25,000	\$75,000	\$24,997	
Unemployed Worker Training Program	\$50,000	\$450,688	\$2,558	
Excelsior Jobs Program	\$300,000	\$3,600,000	\$27,598	
Workforce Investment Program	\$47,500	\$66,528	\$47,500	
Excelsior Jobs Program	\$225,000	\$5,870,000	\$-	
Existing Employee Training Program	\$78,000	\$186,060	\$78,000	
Workforce Investment Program	\$49,500	\$49,500	\$49,500	
Existing Employee Training Program	\$100,000	\$2,058,211	\$16,160	
Excelsior Jobs Program	\$100,000	\$1,310,000	\$0	

CFA System Application Number	Applicant Name	Project Name	Agency Name
42615	City Lore, Inc.	The City Lore Visitors Center Expansion	Arts
42632	G.A.L. Manufacturing Corporation	Operations, Quality, and Software Training	DOL
42632	G.A.L. Manufacuturing Corporation	G.A.L. Manufacturing Excelsior	ESD
42756	Rooftop Films, Inc.	Multi Media and Tech Boot Camp Training	Arts
42757	The Brooklyn Brewery Corporation	Brooklyn Brewery Capital II	ESD
42757	The Brooklyn Brewery Corporation	Brooklyn Brewery Excelsior	ESD
42795	NYCEDC	Saw Mill Creek Pilot Wetland Mitigation Bank	DOS
42816	The Port Authority of NY & NJ	JFK Air Cargo Phase I Capital	ESD
42952	Jos. H. Lowenstein and Sons, Inc.	Entry-level Production Training	DOL
42952	Jos. H. Lowenstein and Sons, Inc.	Management and Operations Training	DOL
42959	Foodsaver New York, Inc. dba Terminal Seafood & Meats	Management and Operations Training	DOL
42998	Pregones Theater and Puerto Rican Traveling Theater	PLATAFORMA, The Bronx Broadway Theater Showcase	Arts
43004	Research Foundation of CUNY on behalf of Bronx Community College	Information Technology Support Management Training	DOL
43101	Lady M Confections Co., Ltd.	Lady M Confections Excelsior	ESD
43105	The Jazz Gallery	Increase Organizational Visibility	Arts
43226	NYC Mayor's Office of Long Term Planning and Sustainability	Energy Efficiency Market Integration and Assistance Program	NYSERDA
43350	Cambridge Business Institute Inc.	Certified Nurse Aide Training	DOL
43376	KGBL, MFG, Inc.	KGBL, MFG, Inc.	ESD
43382	Cosmoledo LLC dba Maison Kayser	Baking and Bakery Machinery Training	DOL
43382	Cosmoledo LLC	Cosmoledo Excelsior	ESD
43406	Alliance Computing Solutions, Inc.	Solar Panel Installation Training	DOL
43431	Corona Youth Music Project, Inc.	Expand Programming Capabilities	Arts
43518	National Urban League	National Urban League Capital	ESD
44308	Buzzfeed, Inc.	Buzzfeed Excelsior	ESD
Application Round V			
23987	Cave Canem Foundation Inc	Cave Canem	Arts
32252	NYCEEC	Greener Greater Buildings Plan Accelerator	NYSERDA
46875	JAND, Inc. d/b/a Warby Parker	Warby Parker - Excelsior	ESD
47343	Equicycle, LLC	Equicycle Excelsior	ESD
47818	Casper Sleep, Inc.	Casper Sleep Excelsior	ESD
47937	Collectis Inc.	Collectis SA Excelsior	ESD
48765	Pond5	Pond5 Excelsior	ESD
48980	OnDeck Capital, Inc.	OnDeck Excelsior	ESD
49537	Fusion Media Network LLC	Fusion Media Network Excelsior	ESD

Program Name	CFA Award Amount	Total Project Cost	Grant Money Dispersed to Date	Status
Arts, Culture & Heritage Project Grant	\$58,100	\$155,000	\$58,100	
Existing Employee Training Program	\$100,000	\$10,700,000	\$49,865	
Excelsior Jobs Program	\$350,000	\$8,050,000	\$-	
Arts, Culture & Heritage Project Grant	\$7,800	\$20,400	\$7,800	
Empire State Development Grant Funds	\$2,000,000	\$137,000,000	\$-	
Excelsior Jobs Program	\$4,000,000	\$137,000,000	\$-	
Local Waterfront Revitalization Program	\$1,000,000	\$2,000,000	\$847,956	
Empire State Development Grant Funds	\$500,000	\$94,000,000	\$-	
New Hire Training Program	\$6,000	\$388,712	\$-	
Existing Employee Training Program	\$92,858	\$388,712	\$92,858	
Existing Employee Training Program	\$10,500	\$15,540	\$10,500	
Arts, Culture & Heritage Project Grant	\$60,000	\$275,000	\$48,000	
Unemployed Worker Training Program	\$50,000	\$168,916	\$50,000	
Excelsior Jobs Program	\$275,000	\$621,550	\$-	
Workforce Investment Program	\$44,000	\$44,000	\$44,000	
Cleaner Greener Communities (CGC), Phase II Implementation Grants, Category 3: Sustainability Projects - Round 2	\$3,531,250	\$10,334,010	\$3,442,570	
Unemployed Worker Training Program	\$99,750	\$99,750	\$99,750	
Excelsior Jobs Program	\$120,000	\$2,652,000	\$-	
New Hire Training Program	\$100,000	\$60,000,000	\$-	
Excelsior Jobs Program	\$450,000	\$5,920,977	\$-	
Unemployed Worker Training Program	\$99,000	\$99,000	\$99,000	
Workforce Investment Program	\$36,000	\$48,000	\$36,000	
Empire State Development Grant Funds	\$2,500,000	\$261,700,000	\$-	
Excelsior Jobs Program	\$4,000,000	\$18,000,000	\$819,814	
Council on the Arts - Workforce Investment	\$49,500	\$74,250	\$49,500	
Cleaner Greener Communities (CGC), Phase II Implementation Grants, Category 3: Community-Scale Sustainability Projects - Round 3	\$500,000	\$2,515,000	\$500,000	
Excelsior Jobs Program	\$3,520,000	\$29,823,599	\$193,771	
Excelsior Jobs Program	\$320,000	\$6,730,000	\$-	
Excelsior Jobs Program	\$3,100,000	\$1,050,000	\$1,278,561	
Excelsior Jobs Program	\$575,000	\$5,600,000	\$259,718	
Excelsior Jobs Program	\$750,000	\$850,000	\$-	
Excelsior Jobs Program	\$5,500,000	\$9,150,000	\$-	
Excelsior Jobs Program	\$840,000	\$1,600,000	\$-	

CFA System Application Number	Applicant Name	Project Name	Agency Name
50466	Rent the Runway, Inc.	Rent the Runway Excelsior	ESD
50554	Queens Economic Development Corporation	QEDC NYS Certified Business Incubator	ESD
50607	The TriCentric Foundation	Expanded Marketing and Outreach Capacity	Arts
50997	African Voices Communications	Expanded Development Capacity	Arts
50998	Roundabout Theatre Company	Technical Theatre Career Development	Arts
51098	Exploring the Metropolis	Expanded Programmatic and Outreach Capacity	Arts
51355	Jack Arts	Expanded Development Capacity	Arts
51601	Spreemo	Commercial Expansion	ESD
51654	Big Dance Theater	Expanded Programmatic Capacity	Arts
51905	WHBI LLC dba Harlem Biospace	Harlem Biospace Capital	ESD
51974	Asian American Arts Alliance	Expanded Development Capacity	Arts
52294	Vice Media LLC	Vice Media Excelsior	ESD
52430	Northfield Community LDC of Staten Island	Port Richmond Main Street	HCR
52522	NSH Services, Inc. FKA Galderma Laboratories, LP	Galderma Laboratories Excelsior	ESD
52729	The New York Botanical Garden	NYBG- Haupt Conservatory Capital	ESD
52783	Brooklyn Greenway Initiative, Inc.	Waterfront Greenway Phase 5	DOS
52888	Edenworks	Business Expansion	ESD
52938	Leap, Inc. dba Brooklyn Workforce Innovations	Commercial Driver Training	DOL
52948	New York University	NYU Veterans Incubator	ESD
53323	The Public Theater	Public Works	Arts
53432	St. George Outlet Development, LLC dba Empire Outlets	Empire Outlets Capital	ESD
53432	St. George Outlet Development, LLC dba Empire Outlets	St. George Outlet Development Market NY Capital	ESD
53484	The Brooklyn Brewery Corporation	Brooklyn Brewery Staten Island Facility 2015	ESD
53633	The Brick Theater	Expanded Programmatic Capacity	Arts
53740	NYC Department of Parks & Recreation	Harlem River Watershed Plan - Bronx Side	DOS
53741	Bronx Educational Opportunity Center	Direct Support Professional Training	DOL
53846	Josephine Herrick Project	Expanded Veterans Programming	Arts
53922	St. Anselm's Church	Church Rehabilitation	Parks
53966	St Ann's Warehouse	Programming in Brooklyn Bridge Park	Arts

Program Name	CFA Award Amount	Total Project Cost	Grant Money Dispersed to Date	Status
Excelsior Jobs Program	\$4,046,000	\$13,600,000	\$-	
New York State Business Incubator Support Program	\$375,000	\$1,125,000	\$375,000	
Council on the Arts - Workforce Investment	\$15,000	\$35,000	\$15,000	
Council on the Arts - Workforce Investment	\$45,000	\$66,000	\$45,000	
Council on the Arts - Arts, Culture and Heritage New Initiatives - Implementation	\$90,000	\$446,663	\$90,000	
Council on the Arts - Workforce Investment	\$49,500	\$65,000	\$49,500	
Council on the Arts - Workforce Investment	\$48,000	\$67,236	\$48,000	
Excelsior Jobs Program	\$600,000	\$253,500	\$-	
Council on the Arts - Workforce Investment	\$49,500	\$90,000	\$49,500	
Empire State Development Grant Funds	\$1,500,000	\$6,575,000	\$-	
Council on the Arts - Workforce Investment	\$49,500	\$103,950	\$49,500	
Excelsior Jobs Program	\$6,500,000	\$12,000,000	\$1,860,898	
HCR - New York Main Street (NYMS)	\$392,375	\$800,600	\$302,375	
Excelsior Jobs Program	\$1,000,000	\$12,500,000	\$-	
Empire State Development Grant Funds	\$250,000	\$14,850,000	\$-	
Local Waterfront Revitalization Program	\$1,820,000	\$5,980,000	\$163,014	
Excelsior Jobs Program	\$128,000	\$14,213,806	\$-	
Unemployed Worker Training Program	\$99,985	\$284,943	\$99,685	
Empire State Development Grant Funds	\$1,000,000	\$4,750,000	\$-	
Council on the Arts - Arts, Culture and Heritage New Initiatives - Implementation	\$63,000	\$902,500	\$63,000	
Empire State Development Grant Funds	\$1,000,000	\$328,628,992	\$1,000,000	
Market New York	\$875,000	\$288,503,992	\$-	
Empire State Development Grant Funds	\$1,500,000	\$137,000,000	\$-	
Council on the Arts - Workforce Investment	\$49,500	\$70,000	\$39,690	
Local Waterfront Revitalization Program	\$350,000	\$700,000	\$95,003	
Unemployed Worker Training Program	\$87,426	\$614,871	\$-	
Council on the Arts - Arts, Culture and Heritage New Initiatives - Planning	\$46,357	\$46,920	\$46,357	
Historic Property Acquisition, Development and Planning	\$500,000	\$1,232,170	\$500,000	
Council on the Arts - Arts, Culture and Heritage New Initiatives - Implementation	\$63,000	\$565,523	\$63,000	

CFA System Application Number	Applicant Name	Project Name	Agency Name
54081	Alliance for Coney Island	Coney Island Day Tripper's Campaign Working Capital	ESD
54082	Opportunities for a Better Tomorrow, Inc.	Work Readiness Training	DOL
54094	Silvercup Studios, Inc.	Silvercup Studios Capital	ESD
54139	Mid Bronx Senior Citizens Council Inc.	Pre-apprenticeship Training	DOL
54156	General Society of Mechanics and Tradesmen in the City of New York	The General Society Library Skylight and Roof Replacement	Parks
54349	Carnegie Hall	The Somewhere Project	Arts
54433	BioBAT, Inc.	BioBAT Capital	ESD
54465	Casita Maria	BLITZ(Bronx Latin Jazz) Performances	Arts
54557	Southwest Brooklyn Industrial Development Corporation	Southwest Brooklyn Industrial Development Corporation Working Capital	ESD
54612	CALSTART, INC	NYSERDA 3 Greener Cleaner Communities	NYSERDA
54622	Koppers Specialty Chocolates Co., Inc.	Koppers Specialty Chocolate Excelsior	ESD
54737	SS Columbia Project	SS Columbia Restoration	Parks
54818	Mark Morris Dance Group	Brownsville Dance Project	Arts
54860	Tower Isles Frozen Foods, Ltd	Tower Isles Foods Capital	ESD
54890	American Museum of Natural History	AMNH-Glider Center	ESD
54904	NYC Department of Parks & Recreation	Shoreline Parks Plan for the East Shore of Staten Island	DOS
54987	Willie Mae Rock Camp for Girls	Expanded Programmatic Capacity	Arts
55014	Nontraditional Employment for Women	Construction Worker Training	DOL
55094	NYC Department of Parks & Recreation	Freshkills Park Community Hub	DOS
55294	Solar One	NYS Community Partnership for NYC and Long Island	NYSERDA
55434	NYC Department of Parks & Recreation	NYC Municipal Separate Storm Sewer Systems (MS4) Mapping Project	DEC
55438	Hunts Point Cooperative Market, Inc.	Hunts Point Cooperative Market Capital	ESD
55472	Icahn School of Medicine at Mount Sinai	Mount Sinai MedTech NYS Certified Business Incubator	ESD
55583	FXE Industries, Inc.	FXE Industries Excelsior	ESD
55663	West Harlem Environmental Action, Inc. dba WE ACT for Environmental Justice	Asbestos and Safety Training	DOL
55778	Brooklyn Navy Yard Development Corporation	Smart Cities Innovation Center	ESD
55791	Council on the Arts and Humanities for Staten Island	The Working Waterfront	Arts

Program Name	CFA Award Amount	Total Project Cost	Grant Money Dispersed to Date	Status
Market New York	\$83,018	\$368,376	\$58,113	
Unemployed Worker Training Program	\$100,000	\$100,000	\$-	
Empire State Development Grant Funds	\$1,600,000	\$17,579,956	\$1,600,000	
Unemployed Worker Training Program	\$100,000	\$410,450	\$97,403	
Historic Property Acquisition, Development and Planning	\$500,000	\$1,416,920	\$-	
Council on the Arts - Arts, Culture and Heritage New Initiatives - Implementation	\$90,000	\$1,853,404	\$90,000	
Empire State Development Grant Funds	\$300,000	\$5,069,288	\$-	
Council on the Arts - Arts, Culture and Heritage New Initiatives - Implementation	\$54,000	\$127,960	\$54,000	
ESD - Strategic Planning and Feasibility Studies	\$50,000	\$100,000	\$50,000	
Cleaner Greener Communities (CGC), Phase II Implementation Grants, Category 3: Community-Scale Sustainability Projects - Round 3	\$1,500,000	\$4,284,145	\$654,076	
Excelsior Jobs Program	\$556,000	\$4,065,000	\$-	
Historic Property Acquisition, Development and Planning	\$500,000	\$1,245,050	\$75,858	
Council on the Arts - Arts, Culture and Heritage New Initiatives - Implementation	\$36,000	\$167,006	\$36,000	
Excelsior Jobs Program	\$512,000	\$10,510,000	\$-	
Market New York	\$1,000,000	\$36,850,000	\$-	
Local Waterfront Revitalization Program	\$415,000	\$830,000	\$-	
Council on the Arts - Workforce Investment	\$49,500	\$61,874	\$49,500	
Unemployed Worker Training Program	\$100,000	\$1,184,015	\$9,524	
Local Waterfront Revitalization Program	\$280,106	\$560,212	\$-	
Cleaner Greener Communities (CGC), Phase II Implementation Grants, Category 3: Community-Scale Sustainability Projects - Round 3	\$2,902,488	\$3,869,984	\$1,936,520	
Water Quality Improvement Project (WQIP) Program	\$257,575	\$343,575	\$45,418	
Empire State Development Grant Funds	\$1,000,000	\$9,200,000	\$-	
New York State Business Incubator Support Program	\$375,000	\$1,125,000	\$375,000	
Excelsior Jobs Program	\$460,000	\$14,089,280	\$-	
Unemployed Worker Training Program	\$100,000	\$100,000	\$96,670	
Empire State Development Grant Funds	\$750,000	\$6,334,144	\$552,480	
Council on the Arts - Arts, Culture and Heritage New Initiatives - Planning	\$49,500	\$49,500	\$49,500	

CFA System Application Number	Applicant Name	Project Name	Agency Name
55835	Alliance Computing Solutions, Inc.	Nurse and Home Health Aide Training	DOL
56050	NYC Department of Transportation	NYC Porous Sidewalk Pilot	EFC
56066	Rockaway Development and Revitalization Corporation	Information Technology Training	DOL
56108	Theatre of the Oppressed NYC	Expanded Programming and Marketing Capacity	Arts
56115	Groundswell Community Mural Project	Public Art, Public Housing	Arts
56159	Allied Business Solutions, Inc.	EKG and Phlebotomy Training	DOL
56245	Intrepid Museum Foundation	Intrepid Museum: Bringing History to Life	Parks
56246	Triangle Arts Association	Administrative Workforce Expansion	Arts
56265	New-York Historical Society	Sweat Equity Capital I	ESD
56265	New-York Historical Society	Sweat Equity Capital II	ESD
56285	Boyce Technologies, Inc.	Boyce Technologies Capital	ESD
56285	Boyce Technologies, Inc.	Boyce Technologies Excelsior	ESD
56297	UpBeat NYC	Expanded Operational Capacity	Arts
56420	Queens Borough President's Office	NYS Pavilion Capital	ESD
56420	Queens Borough President's Office	NYS Pavilion Capital	ESD
56479	PortSide NewYork	Expanded Operational Capacity	Arts
56545	NYDesigns at LaGuardia Community College	NY Designs NYS Certified Business Incubator	ESD
56568	Pregones Theater	21 Islands: A Global Arts Stage for the South Bronx	Arts
56589	Genesis One Enterprise Inc.	Construction Worker Training	DOL
56809	Clean Solutions Technologies, Inc.	Building Maintenance Training	DOL
56879	Pratt Institute	Pratt Institute Fashion and Design NYS Certified Business Incubator	ESD
56904	Bright Power, Inc.	Bright Power, Inc.	ESD
56935	Per Scholas, Inc.	Information Technology Training	DOL
56950	New York City Department of Environmental Protection	Getting to 80 x 50 Energy Efficiency Green Infrastructure and Water Conservation in Southeastern Queens	NYSERDA
56952	Lower East Side Tenement Museum	Beyond the Melting Pot Exhibit	Arts
57031	Covenant House/Under 21	Health Care, Hospitality and Culinary Training	DOL
57229	Cosmoledo LLC	Cosmoledo Capital	ESD
57229	Cosmoledo LLC	Cosmoledo Excelsior	ESD
57264	St. Nicks Alliance Corp.	Construction Worker Training	DOL

Program Name	CFA Award Amount	Total Project Cost	Grant Money Dispersed to Date	Status
Unemployed Worker Training Program	\$99,800	\$99,800	\$99,800	
Green Innovation Grant Program	\$1,200,000	\$708,387	\$-	
Unemployed Worker Training Program	\$100,000	\$575,700	\$-	
Council on the Arts - Workforce Investment	\$34,000	\$72,488	\$34,000	
Council on the Arts - Arts, Culture and Heritage New Initiatives - Implementation	\$31,500	\$550,000	\$31,500	
Unemployed Worker Training Program	\$99,500	\$99,500	\$99,500	
Historic Property Acquisition, Development and Planning	\$250,000	\$500,000	\$-	
Council on the Arts - Workforce Investment	\$30,000	\$42,255	\$30,000	
Market New York	\$500,000	\$21,100,000	\$500,000	
Empire State Development Grant Funds	\$500,000	\$21,100,000	\$500,000	
Empire State Development Grant Funds	\$1,000,000	\$32,013,158	\$1,000,000	
Excelsior Jobs Program	\$1,635,000	\$32,013,158	\$-	
Council on the Arts - Workforce Investment	\$49,500	\$495,000	\$49,500	
Market New York	\$1,000,000	\$8,095,000	\$-	
Empire State Development Grant Funds	\$500,000	\$8,095,000	\$-	
Council on the Arts - Workforce Investment	\$49,500	\$66,000	\$49,500	
New York State Business Incubator Support Program	\$375,000	\$1,125,000	\$375,000	
Council on the Arts - Arts, Culture and Heritage New Initiatives - Implementation	\$63,000	\$300,000	\$63,000	
Special Populations Training Program	\$50,000	\$111,600	\$15,393	
New Hire Training Program	\$35,000	\$100,000	\$-	
New York State Business Incubator Support Program	\$375,000	\$1,125,000	\$375,000	
Excelsior Jobs Program	\$970,000	\$1,168,000	\$-	
Unemployed Worker Training Program	\$100,000	\$4,208,908	\$83,245	
Cleaner Greener Communities (CGC), Phase II Implementation Grants, Category 3: Community-Scale Sustainability Projects - Round 3	\$738,397	\$11,840,114	\$134,736	
Council on the Arts - Arts, Culture and Heritage New Initiatives - Implementation	\$90,000	\$257,186	\$90,000	
Special Populations Training Program	\$100,000	\$275,400	\$15,471	
Empire State Development Grant Funds	\$500,000	\$20,295,000	\$-	
Excelsior Jobs Program	\$250,000	\$20,295,000	\$-	
Unemployed Worker Training Program	\$50,000	\$250,000	\$46,789	

CFA System Application Number	Applicant Name	Project Name	Agency Name
57264	St. Nicks Alliance Corp.	Construction Worker Training	DOL
57289	New York Harbor Foundation	Billion Oyster Capital	ESD
57310	Per Scholas	Per Scholas Capital	ESD
57328	Placeful Company, Inc.	La Marqueta	ESD
57398	Cambridge BioLabs LLC	Cambridge BioLabs Capital	ESD
57409	Anthology Film Archives	Collections Website Planning	Arts
57413	The LIT Fund	Expanded Development Capacity	Arts
57551	Society of the Educational Arts	Theater + Arts Festival Planning	Arts
57607	Brooklyn Navy Yard Development Corporation	Media Campus IV Capital	ESD
57627	Mixteca Organization, Inc.	La Cocina Study	ESD
57757	Sutphin Blvd Business Improvement District	Sutphin Blvd BID Facade Improvement Project	HCR
77816	BGB Communications	Commercial Expansion	ESD
Application Round VI			
25026	HB Studio	Fellowship Workforce Expansion	Arts
62077	Voodoo Manufacturing, Inc.	Voodoo Manufacturing Excelsior RC6	ESD
62626	Click Therapeutics, Inc.	Click Therapeutics Research & Development Excelsior RC6	ESD
63393	Flux Factory	Administrative Workforce Expansion	Arts
63582	Lower East Side Tenement Museum	Tenement Museum Under One Roof Working Capital	ESD
63647	Leap, Inc. dba Brooklyn Workforce Innovations	Sector Focused Skills Training and Job Placement	DOL
63677	China Institute in America, Inc.	China Institute in America Capital	ESD
63912	Brooklyn Historical Society	Waterfront-A Special Exhibit Working Capital Market NY RC6	ESD
63912	Brooklyn Historical Society	Brooklyn Historical Society Working Capital	ESD
63968	Henry Street Settlement	The Firehouse on Henry Street Capital	ESD
64303	Pitkin Avenue District Management Association	Pitkin Avenue Renaissance Program	HCR
64343	Reformed Protestant Dutch Church of Flatbush	Church House Rehabilitation	Parks
64386	Sunnyside Community Services	SCS Home Health Aide Training Program	DOL
64419	New York Foundation for the Arts	Fellowship Workforce Expansion	Arts
64492	Notes in Motion	Administrative Workforce Expansion	Arts
64581	Bronx River Media Group LLC	Bronx River Media Group Capital	ESD
64597	Parker Jewish Institute for Health Care and Rehabilitation	Palliative Care Training and Education	DOL
64694	Sustainable South Bronx	Workforce Development Training	DOL

Program Name	CFA Award Amount	Total Project Cost	Grant Money Dispersed to Date	Status
Special Populations Training Program	\$50,000	\$250,000	\$45,670	
Empire State Development Grant Funds	\$250,000	\$2,500,000	\$-	
Empire State Development Grant Funds	\$114,000	\$348,800	\$100,000	
Empire State Development Grant Funds	\$250,000	\$3,610,000	\$-	
Empire State Development Grant Funds	\$2,000,000	\$20,880,000	\$-	
Council on the Arts - Arts, Culture and Heritage New Initiatives - Planning	\$39,520	\$40,000	\$39,520	
Council on the Arts - Workforce Investment	\$32,000	\$40,000	\$32,000	
Council on the Arts - Arts, Culture and Heritage New Initiatives - Planning	\$49,500	\$99,500	\$49,500	
Empire State Development Grant Funds	\$1,000,000	\$70,015,000	\$-	
ESD - Strategic Planning and Feasibility Studies	\$25,000	\$50,000	\$0	
HCR - New York Main Street (NYMS)	\$300,000	\$434,735	\$9,000	
Excelsior Jobs Program	\$1,800,000	\$3,780,000	\$-	
Council on the Arts - Workforce Investment	\$25,000	\$32,500	\$25,000	
Excelsior Jobs Program	\$200,000	\$2,500,000	\$-	
Excelsior Jobs Program	\$500,000	\$2,000,000	\$4,962	
Council on the Arts - Workforce Investment	\$49,500	\$66,000	\$49,500	
Market New York	\$204,600	\$272,800	\$204,600	
Unemployed Worker Training Program	\$99,850	\$240,885	\$95,870	
Empire State Development Grant Funds	\$675,000	\$4,004,375	\$-	
Market New York	\$176,283	\$235,044	\$176,283	
Empire State Development Grant Funds	\$170,000	\$1,064,443	\$170,000	
Empire State Development Grant Funds	\$1,000,000	\$5,005,537	\$-	
HCR - New York Main Street (NYMS)	\$250,000	\$893,500	\$250,000	
Environmental Protection Fund: Parks, Preservation and Heritage Grants	\$500,000	\$2,039,888	\$-	
Special Populations Training Program	\$100,000	\$134,324	\$18,215	
Council on the Arts - Workforce Investment	\$25,000	\$36,800	\$25,000	
Council on the Arts - Workforce Investment	\$25,000	\$36,563	\$25,000	
Empire State Development Grant Funds	\$1,200,000	\$56,241,236	\$-	
Existing Employee Training Program	\$35,400	\$49,500	\$35,400	
Special Populations Training Program	\$100,000	\$211,911	\$21,597	

CFA System Application Number	Applicant Name	Project Name	Agency Name
64702	Manhattan Class Company	Fellowship Workforce Expansion	Arts
64775	The New Festival	Administrative Workforce Expansion	Arts
64877	Selfiepay, Inc.	Selfiepay Capital RC6	ESD
64903	Josephine Herrick Project	Implementation of Expansion of Veterans Programming	Arts
64923	St. Lukes Chamber Ensemble Inc	Fellowship Workforce Expansion	Arts
64928	The Fortune Society	Fortunes Employment Services	DOL
65014	NYC Department of Parks & Recreation	Harlem Lane Playground Waterfront Access	DOS
65022	American Museum of Natural History	2016 AMNH Market NY Capital RC6	ESD
65024	NYC Department of Small Business Services	Howland Hook Marine Terminal Capital	ESD
65050	Historic Districts Council	Fellowship Workforce Expansion	Arts
65126	Parker Jewish Institute for Health Care Rehabilitation	Renovation of Simulation/Skills Lab	ESD
65319	Asian American Writers Workshop	Administrative Workforce Expansion	Arts
65328	Staten Island Institute of Arts & Science	Staten Island Museum Capital II	ESD
65328	Staten Island Institute of Arts & Science	Staten Island Museum Capital I	ESD
65335	Alliance of Resident Theatres	Fellowship Workforce Expansion	Arts
65356	Brooklyn Bridge Park	Brooklyn Bridge Plaza Market NY Capital RC6	ESD
65356	Brooklyn Bridge Park	Brooklyn Bridge Plaza	Parks
65418	BRIC	Fellowship Workforce Expansion	Arts
65486	New York Classical Theatre, Inc.	Administrative Workforce Expansion	Arts
65490	Apollo Theater	Apollo Women of the World Festival 2017	Arts
65577	Ghetto Film School Inc.	Ghetto Film School Culture & Media Center Capital	ESD
65635	Galvanize, Inc.	Galvanize Capital	ESD
65728	Mid-Bronx Senior Citizens Council, Inc.	Mid-Bronx Construction Training Program	DOL
65812	Harvestworks Digital Media Arts Center	Art, Data and Ecology at NYS Field Stations	Arts
65867	The New York Botanical Garden	The New York Botanical Garden Capital RC6	ESD
65867	The New York Botanical Garden	The New York Botanical Garden Market NY Capital	ESD
65889	Evergreen Inc: Your North Brooklyn Business Exchange	Evergreen Inc.: Your North Brooklyn Business Exchange Capital RC6	ESD
65971	NYC Department of City Planning	Public Access Implementation Study	DOS
66078	ITAC	NYC Industrial & Technology Assistance Capital	ESD

Program Name	CFA Award Amount	Total Project Cost	Grant Money Dispersed to Date	Status
Council on the Arts - Workforce Investment	\$26,000	\$84,900	\$26,000	
Council on the Arts - Workforce Investment	\$39,500	\$66,000	\$39,500	
Empire State Development Grant Funds	\$500,000	\$1,150,000	\$-	
Council on the Arts - Arts, Culture and Heritage New Initiatives - Implementation	\$50,000	\$100,450	\$12,500	
Council on the Arts - Workforce Investment	\$28,000	\$43,750	\$28,000	
Special Populations Training Program	\$100,000	\$100,000	\$47,730	
Local Waterfront Revitalization Program	\$950,000	\$1,900,000	\$-	
Market New York	\$1,000,000	\$6,475,701	\$-	
Empire State Development Grant Funds	\$2,430,000	\$13,720,000	\$-	
Council on the Arts - Workforce Investment	\$37,500	\$50,400	\$37,500	
Empire State Development Grant Funds	\$50,000	\$460,739	\$-	
Council on the Arts - Workforce Investment	\$32,500	\$43,580	\$32,500	
Market New York	\$77,976	\$502,984	\$-	
Empire State Development Grant Funds	\$45,000	\$502,984	\$45,000	
Council on the Arts - Workforce Investment	\$30,500	\$57,459	\$30,500	
Market New York	\$740,000	\$9,250,000	\$-	
Environmental Protection Fund: Parks, Preservation and Heritage Grants	\$500,000	\$9,250,000	\$-	
Council on the Arts - Workforce Investment	\$49,500	\$394,640	\$49,500	
Council on the Arts - Workforce Investment	\$32,500	\$53,825	\$32,500	
Council on the Arts - Arts, Culture and Heritage New Initiatives - Implementation	\$75,000	\$278,312	\$18,750	
Empire State Development Grant Funds	\$180,000	\$450,000	\$-	
Empire State Development Grant Funds	\$1,300,000	\$8,400,000	\$-	
Unemployed Worker Training Program	\$100,000	\$250,975	\$-	
Council on the Arts - Arts, Culture and Heritage New Initiatives - Planning	\$43,500	\$43,500	\$43,500	
Empire State Development Grant Funds	\$500,000	\$14,850,000	\$-	
Market New York	\$100,000	\$14,850,000	\$-	
Empire State Development Grant Funds	\$650,000	\$6,499,151	\$-	
Local Waterfront Revitalization Program	\$290,000	\$580,000	\$236,392	
ESD - Strategic Planning and Feasibility Studies	\$100,000	\$300,000	\$100,000	

CFA System Application Number	Applicant Name	Project Name	Agency Name
66209	NYC Department of Parks & Recreation	Creek Landing Planning and Assessment	DOS
66212	Hunts Point Cooperative Market, Inc.	Hunts Point Cooperative Market Capital	ESD
66224	Community of Literary Magazines and Presses	Administrative Workforce Expansion	Arts
66304	Voices of Ascension	Administrative Workforce Expansion	Arts
66336	Music at the Anthology, Inc.	Administrative Workforce Expansion	Arts
66378	Brooklyn Botanic Garden	BBG Woodland Garden and Accessibility Improvement Capital RC6	ESD
66384	Arts for Art	Administrative Workforce Expansion	Arts
66393	NYC Department of Parks & Recreation	Idlewild Park Coastal Marsh Restoration	DOS
66440	Los Pleneros de la 21	Administrative Workforce Expansion	Arts
66451	Downstate Technology Center, Inc.	Downstate Biotechnology Incubator	ESD
66538	Staten Island Chamber of Commerce	Staten Island Tourism Proposal Market NY Capital RC6	ESD
66570	UnionDocs, Inc.	Administrative Workforce Expansion	Arts
66574	NYC Arts in Education Roundtable	Administrative Workforce Expansion	Arts
66688	An Claidheamh Soluis, Inc. - AKA Irish Arts Center	Irish Arts Center Hell's Kitchen Capital	ESD
66735	Museum of the City of New York	Beyond Suffrage: 100 Years of Women's Activism in New York	Arts
66788	Smack Mellon Studios, Inc.	Administrative Workforce Expansion	Arts
66829	Peckham Materials Corporation	Peckham Materials Capital RC6	ESD
66839	Cresilon Inc.	Cresilon Excelsior RC6	ESD
66847	Talea Ensemble Inc	Administrative Workforce Expansion	Arts
66860	Brooklyn Navy Yard Development Corporation	Media Campus IV Capital RC6	ESD
66878	1776 Global, Inc.	1776 Global Accelerator Capital RC6	ESD
66884	Bedford Stuyvesant Restoration Corporation	Economic Solutions Center Workforce Development	DOL
66968	Socrates Sculpture Park	Fellowship Workforce Expansion	Arts
67023	Agudath Israel of America Community Services, Inc.	AIACS Training Program	DOL
67031	LeAp	LeAp's Womens Suffrage Commemoration	Arts
67045	The Harlem Chamber Players Inc	Administrative Workforce Expansion	Arts
67054	Theater Mitu Inc	Administrative Workforce Expansion	Arts
67060	Creative Minds NYC, Inc.	Administrative Workforce Expansion	Arts
67089	Selfhelp Community Services, Inc.	Upgrade Training for Personal Care Aides	DOL
67105	CUNY - Bronx Community College	IT Network Support and Health Information Security Programs	DOL
67113	Brooklyn Navy Yard Development Corporation	Brooklyn Navy Yard Transportation Capital	ESD

Program Name	CFA Award Amount	Total Project Cost	Grant Money Dispersed to Date	Status
Local Waterfront Revitalization Program	\$90,000	\$180,000	\$81,000	
Empire State Development Grant Funds	\$950,000	\$4,820,000	\$-	
Council on the Arts - Workforce Investment	\$37,500	\$56,250	\$37,500	
Council on the Arts - Workforce Investment	\$49,500	\$61,875	\$49,500	
Council on the Arts - Workforce Investment	\$25,000	\$32,475	\$25,000	
Market New York	\$500,000	\$5,057,278	\$-	
Council on the Arts - Workforce Investment	\$30,000	\$45,000	\$30,000	
Local Waterfront Revitalization Program	\$500,000	\$1,000,000	\$-	
Council on the Arts - Workforce Investment	\$28,000	\$42,500	\$28,000	
New York State Business Incubator and Innovation Hot Spot Support Program	\$625,000	\$1,875,000	\$375,000	
Market New York	\$324,738	\$600,000	\$224,738	
Council on the Arts - Workforce Investment	\$43,000	\$59,125	\$43,000	
Council on the Arts - Workforce Investment	\$31,000	\$42,000	\$31,000	
Empire State Development Grant Funds	\$2,000,000	\$53,993,000	\$800,000	
Council on the Arts - Arts, Culture and Heritage New Initiatives - Implementation	\$60,000	\$252,940	\$48,000	
Council on the Arts - Workforce Investment	\$25,000	\$33,540	\$25,000	
Empire State Development Grant Funds	\$475,000	\$4,075,000	\$-	
Excelsior Jobs Program	\$250,000	\$5,855,000	\$-	
Council on the Arts - Workforce Investment	\$40,000	\$50,000	\$40,000	
Empire State Development Grant Funds	\$1,000,000	\$70,150,000	\$-	
Empire State Development Grant Funds	\$1,000,000	\$3,500,000	\$-	
Unemployed Worker Training Program	\$100,000	\$1,099,856	\$8,106	
Council on the Arts - Workforce Investment	\$40,000	\$50,000	\$40,000	
Unemployed Worker Training Program	\$65,000	\$185,600	\$6,500	
Council on the Arts - Arts, Culture and Heritage New Initiatives - Implementation	\$45,000	\$67,500	\$45,000	
Council on the Arts - Workforce Investment	\$30,000	\$37,500	\$30,000	
Council on the Arts - Workforce Investment	\$48,000	\$64,346	\$48,000	
Council on the Arts - Workforce Investment	\$49,500	\$100,000	\$49,500	
Existing Employee Training Program	\$100,000	\$178,406	\$-	
Unemployed Worker Training Program	\$100,000	\$182,381	\$99,993	
Empire State Development Grant Funds	\$1,000,000	\$5,052,873	\$-	

CFA System Application Number	Applicant Name	Project Name	Agency Name
67142	Triangle Equities	Lighthouse Point Development in SI Capital	ESD
67174	Haiti Cultural Exchange	Administrative Workforce Expansion	Arts
67211	Council on the Arts and Humanities for Staten Island	Working Waterfront Project Implementation	Arts
67285	Members Assistance Program, Inc.	MAP Inc.	DOL
67285	Members Assistance Program, Inc.	MAP Inc.	DOL
67360	New York University	NYU Certified Business Incubator	ESD
67427	Derbywire, Inc.	Derbywire Capital RC6	ESD
67456	Primary Information	Administrative Workforce Expansion	Arts
67473	Lower Eastside Girls Club of NY, Inc.	The Lower Eastside Girls Club of NY Capital RC6	ESD
67482	Ocean Bay Community Development Corporation	Rockaways Works	DOL
67482	Ocean Bay Community Development Corporation	Rockaways Works	DOL
67487	Research Foundation/CUNY on behalf of Bronx Community College	Gould Memorial Library Dome Restoration	Parks
67543	The Intrepid Foundation	Intrepid Reconstruction	ESD
67549	Tuki, Inc.	Tuki Capital RC6	ESD
67598	New York University	NYU - New York University	ESD
67677	New Georges	Administrative Workforce Expansion	Arts
67688	UrbanFarmers USA Inc.	UrbanFarmers UF005 Excelsior RC6	ESD
67700	New-York Historical Society	New York Womens Suffrage Exhibition	Arts
67705	NYC Department of Parks & Recreation	Living Shoreline and Marsh Migration Preparation at Alley Creek	DEC
67736	Greenpoint Manufacturing & Design Center Local Development Corp.	GMDC Ozone Park Industrial Center Capital	ESD
67786	Alliance Computing Solutions, Inc.	Certified Nurse Assistant Training	DOL
67787	Allied Business Solutions, Inc.	EKG Technician and Phlebotomist Occupational and Employability Skills Training	DOL
67853	Alliance for Coney Island	Alliance for Coney Island Feasibility Study RC6	ESD
67872	Per Scholas, Inc.	Sector-based IT Training	DOL
67892	Long Island City Partnership	LICP Streetscape Capital RC6	ESD
67899	Treehouse Shakers Inc	Administrative Workforce Expansion	Arts
68007	NYC Department of City Planning	Flushing Creek Strategic Plan	DOS
68048	El Barrio's Operation Fightback, Inc.	EBOFs Special Populations Training Program	DOL
68115	St. Nicks Alliance	Construction Works in NB	DOL
68115	St. Nicks Alliance	Construction Works in NB	DOL
68125	The Noble Maritime Collection	Artistic Workforce Expansion	Arts

Program Name	CFA Award Amount	Total Project Cost	Grant Money Dispersed to Date	Status
Empire State Development Grant Funds	\$2,000,000	\$245,339,232	\$-	
Council on the Arts - Workforce Investment	\$32,000	\$43,200	\$32,000	
Council on the Arts - Arts, Culture and Heritage New Initiatives - Implementation	\$75,000	\$115,987	\$18,750	
Special Populations Training Program	\$40,000	\$100,000	\$37,465	
Unemployed Worker Training Program	\$60,000	\$100,000	\$55,718	
New York State Business Incubator and Innovation Hot Spot Support Program	\$1,125,000	\$2,228,500	\$-	
Empire State Development Grant Funds	\$500,000	\$1,150,000	\$-	
Council on the Arts - Workforce Investment	\$25,000	\$33,600	\$25,000	
Empire State Development Grant Funds	\$325,000	\$4,942,000	\$-	
Special Populations Training Program	\$50,000	\$254,287	\$-	
Unemployed Worker Training Program	\$25,000	\$254,287	\$-	
Environmental Protection Fund: Parks, Preservation and Heritage Grants	\$500,000	\$666,700	\$-	
Empire State Development Grant Funds	\$800,000	\$4,516,000	\$-	
Empire State Development Grant Funds	\$500,000	\$2,650,000	\$-	
Empire State Development Grant Funds	\$1,000,000	\$6,374,956	\$-	
Council on the Arts - Workforce Investment	\$28,500	\$38,000	\$28,500	
Excelsior Jobs Program	\$375,000	\$5,000,000	\$-	
Council on the Arts - Arts, Culture and Heritage New Initiatives - Implementation	\$75,000	\$132,753	\$18,750	
Climate Smart Communities Grants	\$410,000	\$820,000	\$-	
Empire State Development Grant Funds	\$2,100,000	\$40,990,112	\$2,100,000	
Unemployed Worker Training Program	\$30,000	\$100,000	\$30,000	
Unemployed Worker Training Program	\$30,000	\$100,000	\$30,000	
ESD - Strategic Planning and Feasibility Studies	\$25,000	\$50,000	\$-	
Unemployed Worker Training Program	\$100,000	\$4,695,775	\$91,914	
Empire State Development Grant Funds	\$100,000	\$500,000	\$-	
Council on the Arts - Workforce Investment	\$25,000	\$33,000	\$25,000	
Local Waterfront Revitalization Program	\$94,900	\$189,800	\$85,410	
Special Populations Training Program	\$100,000	\$100,000	\$100,000	
Special Populations Training Program	\$50,000	\$250,000	\$48,025	
Unemployed Worker Training Program	\$50,000	\$250,000	\$48,215	
Council on the Arts - Workforce Investment	\$29,500	\$50,230	\$29,500	

CFA System Application Number	Applicant Name	Project Name	Agency Name
68165	Hudson River Park Trust	Hudson River Park Pier 26 Science Play Area	Parks
68176	The Madelaine Chocolate Company	Madelaine Chocolate Growth Expansion	DOL
68221	The Time In Childrens Arts Initiative	Administrative Workforce Expansion	Arts
68227	Nontraditional Employment for Women	Unemployed Worker Training for Construction Positions	DOL
68289	New York Lesbian and Gay Experimental Film Festival, Inc.	Administrative Workforce Expansion	Arts
68418	SculptureCenter	Fellowship Workforce Expansion	Arts
68485	WHEDco	Bronx Music Hall Capital RC6	ESD
68515	Brooklyn DDL International AIDS Vaccine Initiative	Brooklyn DDL IAVI - HIV Vaccine Research Program	ESD
68538	Center for Traditional Music and Dance	NY Voices/NY Votes	Arts
68540	Prospect Park Alliance, Inc.	Prospect Park Water Quality Project	Parks
68675	Storefront for Art and Architecture	Fellowship Workforce Expansion	Arts
Application Round VII			
54367	New York City Regional Innovation Node (NYCRIN)	iHub - NYC Innovation Hot Spot	ESD
54725	South Bronx Overall Economic Development Corporation	Skill Development for a Modern Workforce	DOL
56906	Cave Canem Foundation, Inc.	Workforce Training and Development Expansion	Arts
63808	New York City Business Assistance Corporation	East Tremont New York Main Street Renovations	HCR
65512	Dance Theatre Etcetera	Administrative Workforce Expansion	Arts
71832	Parker Jewish Institute	Delivering Patient-Centered Care	DOL
71859	Wilson Allen Health Careers Institute, Inc.	Entry to Health Careers	DOL
71896	Downtown Community Television Center Inc.	Doc House Cinema Renovation and Upgrades	ESD-Arts
71914	Go Africa Network, Inc.	Food Production Process Training	DOL
71971	The Fortune Society, Inc.	Green Building Transportation Skills Training	DOL
72071	New York City Center, Inc.	Workforce Training and Development Expansion	Arts
72104	Per Scholas, Inc.	Sector-based IT Training 2017	DOL
72110	Vox Media	Vox Media Excelsior	ESD
72215	So Percussion	Administrative Workforce Expansion	Arts
72224	Paul Taylor Dance Foundation, Inc.	Artistic Workforce Expansion	Arts
72265	Ars Nova Theater I, Inc.	Workforce Training and Development Expansion	Arts
72319	Roanwell Corporation	Lean Sigma Six Process Improvement	DOL
72549	Project Renewal, Inc.	Next Step	DOL

Program Name	CFA Award Amount	Total Project Cost	Grant Money Dispersed to Date	Status
Environmental Protection Fund: Parks, Preservation and Heritage Grants	\$500,000	\$2,461,506	\$500,000	
Existing Employee Training Program	\$100,000	\$350,000	\$14,000	
Council on the Arts - Workforce Investment	\$45,000	\$106,400	\$45,000	
Unemployed Worker Training Program	\$100,000	\$2,300,000	\$5,000	
Council on the Arts - Workforce Investment	\$35,000	\$46,800	\$35,000	
Council on the Arts - Workforce Investment	\$25,000	\$31,250	\$25,000	
Empire State Development Grant Funds	\$2,000,000	\$11,387,139	\$-	
Empire State Development Grant Funds	\$200,000	\$13,175,700	\$-	
Council on the Arts - Arts, Culture and Heritage New Initiatives - Implementation	\$75,000	\$170,950	\$-	
Environmental Protection Fund: Parks, Preservation and Heritage Grants	\$394,473	\$875,473	\$-	
Council on the Arts - Workforce Investment	\$39,500	\$65,000	\$39,500	
New York State Innovation Hot Spot Support Program	\$1,250,000	\$3,750,000	\$-	
Unemployed Worker Training Program	\$100,000	\$100,000	\$95,080	
Council on the Arts - Workforce Readiness	\$49,870	\$66,879	\$-	
HCR - New York Main Street (NYMS)	\$207,555	\$486,076	\$35,042	
Council on the Arts - Workforce Investment	\$40,000	\$53,820	\$-	
Existing Employee Training Program	\$36,000	\$36,000	\$36,000	
Unemployed Worker Training Program	\$100,000	\$100,000	\$100,000	
Arts & Cultural Facilities Improvement Program	\$1,500,000	\$4,502,970	\$-	
Unemployed Worker Training Program	\$100,000	\$2,500,000	\$9,364	
Unemployed Worker Training Program	\$100,000	\$100,000	\$75,246	
Council on the Arts - Workforce Readiness	\$75,000	\$100,000	\$-	
Unemployed Worker Training Program	\$100,000	\$338,992	\$98,455	
Excelsior Jobs Program	\$4,800,000	\$14,931,180	\$795,429	
Council on the Arts - Workforce Investment	\$25,000	\$43,500	\$-	
Council on the Arts - Workforce Investment	\$49,500	\$1,013,000	\$-	
Council on the Arts - Workforce Readiness	\$75,000	\$107,066	\$-	
Existing Employee Training Program	\$36,000	\$36,000	\$-	
Unemployed Worker Training Program	\$100,000	\$196,752	\$96,876	

CFA System Application Number	Applicant Name	Project Name	Agency Name
72684	Mark Morris Dance Group	Mark Morris Dance Center Renovations	ESD-Arts
72760	Council on the Environment Inc. dba GrowNYC	GrowNYC FARM roots	Ag & Markets
72833	Manhattan Theatre Club	Workforce Training and Development Expansion	Arts
72936	New York Restoration Project	Vital Brooklyn Communities	Parks
72971	Celmatix Inc.	Celmatix Capital	ESD
72971	Celmatix Inc.	Celmatix Excelsior	ESD
73007	Triangle Equities	Lighthouse Point Phase III Capital	ESD
73008	Maysles Institute	Administrative Workforce Expansion	Arts
73091	Lafayette 148, Inc.	Lafayette 148 Excelsior	ESD
73109	Prospect Park Alliance, Inc.	Tennis House Restoration	Parks
73145	The Osborne Association, Inc.	Worker Training for the Formerly Incarcerated	DOL
73150	New York Theatre Workshop, Inc.	Workforce Training and Development Expansion	Arts
73227	Theatre of the Oppressed NYC	Workforce Training and Development Expansion	Arts
73299	Brooklyn Public Library	Grand Army Plaza Capital	ESD
73429	Council of Jewish Organizations of Flatbush, Inc.	Microsoft Office Specialist Training	DOL
73457	B.NY International Startup Center, LLC	B.NY International Startup Center Capital	ESD
73459	Frigid New York	Administrative Workforce Expansion	Arts
73473	Rony Elka Vardi Inc. d/b/a Catbird	Catbird Excelsior	ESD
73581	The Dyckman Farmhouse Museum Alliance	Administrative Workforce Expansion	Arts
73587	Storyville Center for the Spoken Word	Workforce Training and Development Expansion	Arts
73610	WestShore Business Improvement District	WestShore BID Feasibility Study	ESD
73617	Queens Council on the Arts Inc.	Artist Commissioning in Public Places Program	Arts
73619	Second Stage Theatre, Inc.	Hayes Theater Renovation	ESD-Arts
73624	Playwrights Horizons, Inc.	Workforce Training and Development Expansion	Arts
73645	Roosevelt Island Operating Corporation	Roosevelt Island Smallpox Hospital Stabilization	Parks
73653	Sunnyside Community Services, Inc.	HHA Training Program	DOL
73656	Harlem School of the Arts, Inc.	Workforce Training and Development Expansion	Arts
73661	Rebuilding Together NYC	Construction Training Program	DOL
73665	A Public Space Literary Projects, Inc	Administrative Workforce Expansion	Arts

Program Name	CFA Award Amount	Total Project Cost	Grant Money Dispersed to Date	Status
Arts & Cultural Facilities Improvement Program	\$1,000,000	\$5,984,011	\$-	
NY Grown & Certified Agricultural Producer's Grant Program	\$500,000	\$500,000	\$121,854	
Council on the Arts - Workforce Readiness	\$75,000	\$573,780	\$-	
Environmental Protection Fund: Parks, Preservation and Heritage Grants	\$500,000	\$724,044	\$500,000	
Empire State Development Grant Funds	\$1,721,000	\$6,368,000	\$-	
Excelsior Jobs Program	\$2,790,000	\$6,368,000	\$-	
Market New York	\$250,000	\$2,755,395	\$-	
Council on the Arts - Workforce Investment	\$49,500	\$100,000	\$-	
Excelsior Jobs Program	\$500,000	\$10,000,000	\$-	
Environmental Protection Fund: Parks, Preservation and Heritage Grants	\$500,000	\$5,635,000	\$-	
Unemployed Worker Training Program	\$100,000	\$1,945,000	\$63,100	
Council on the Arts - Workforce Readiness	\$75,000	\$287,749	\$-	
Council on the Arts - Workforce Readiness	\$60,000	\$81,951	\$-	
Empire State Development Grant Funds	\$500,000	\$7,199,000	\$-	
Unemployed Worker Training Program	\$100,000	\$107,500	\$-	
Empire State Development Grant Funds	\$1,930,000	\$28,000,000	\$-	
Council on the Arts - Workforce Investment	\$25,000	\$31,250	\$-	
Excelsior Jobs Program	\$400,000	\$700,000	\$-	
Council on the Arts - Workforce Investment	\$31,000	\$40,000	\$-	
Council on the Arts - Workforce Readiness	\$34,000	\$46,600	\$-	
ESD - Strategic Planning and Feasibility Studies	\$50,000	\$100,000	\$50,000	
Council on the Arts - Arts and Cultural Impact Programming	\$75,000	\$217,800	\$-	
Arts & Cultural Facilities Improvement Program	\$1,000,000	\$21,477,299	\$-	
Council on the Arts - Workforce Readiness	\$32,300	\$43,070	\$-	
Environmental Protection Fund: Parks, Preservation and Heritage Grants	\$500,000	\$671,550	\$113,647	
Unemployed Worker Training Program	\$100,000	\$135,145	\$100,000	
Council on the Arts - Workforce Readiness	\$33,300	\$55,169	\$-	
Unemployed Worker Training Program	\$100,000	\$750,000	\$99,256	
Council on the Arts - Workforce Investment	\$30,000	\$45,000	\$-	

CFA System Application Number	Applicant Name	Project Name	Agency Name
73673	Gingold Theatrical Group Inc.	Artistic Workforce Expansion	Arts
73728	Society of the Third Street Music School Settlement	Artistic Workforce Expansion	Arts
73745	The Wooster Group, Inc.	Workforce Training and Development Expansion	Arts
73766	Mid Bronx Senior Citizens Council, Inc.	Construction Training Program	DOL
73779	Fresh Direct, LLC	Food Technology Skills Training	DOL
73827	Mosholu-Montefiore Community Center, Inc.	MMCC Workforce: CNA Training	DOL
73828	Center for Arts Education, Inc	Workforce Training and Development Expansion	Arts
73969	Bronx River Alliance, Inc.	Bronx River Water Trail Maintenance and Improvement	Parks
74032	Brooklyn Children's Museum Corporation	Brooklyn Children's Museum Arts and Cultural Facilities Improvement Program - the Children's' Garden	ESD-Arts
74083	Waterfront Alliance	Reuniting the Waters: Canal to Coast	Arts
74085	Pratt Institute	Brooklyn Fashion + Design Accelerator Capital	ESD
74115	Queens Community House, Inc.	Young Adult Food Sector Employment Initiative	DOL
74120	NSONE Inc.	NSONE Excelsior	ESD
74174	City Lore	Workforce Training and Development Expansion	Arts
74180	Button, Inc.	Button Excelsior	ESD
74197	Sustainable South Bronx, Inc.	Empowering New Yorkers to Thrive in Green Jobs	DOL
74341	WayUp Inc	WayUp Excelsior	ESD
74471	NYC Department of Parks & Recreation	Harlem River Living Shoreline Access-Bridge Park	DOS
74472	New Group Inc.	Workforce Training and Development Expansion	Arts
74472	New Group Inc.	The New Group's Renovation of The Lucille Lortel Theatre Center	ESD-Arts
74536	Leap, Inc.	Brooklyn Workforce Innovations Commercial Driver Training	DOL
74652	Young People's Chorus of New York City	Workforce Training and Development Expansion	Arts
74656	Lower East Side Tenement Museum	Tenement Museum Working Capital	ESD
74692	The Metropolitan Opera Guild, Inc.	Workforce Training and Development Expansion	Arts
74730	Spaceworks NYC, Inc.	Artistic Workforce Expansion	Arts
74741	Research Foundation of the City of New York	Career-Ready Credentials IT Support Program	DOL
74745	Alliance of Resident Theatres/New York, Inc.	Workforce Training and Development Expansion	Arts

Program Name	CFA Award Amount	Total Project Cost	Grant Money Dispersed to Date	Status
Council on the Arts - Workforce Investment	\$25,125	\$36,515	\$-	
Council on the Arts - Workforce Investment	\$39,375	\$52,500	\$-	
Council on the Arts - Workforce Readiness	\$66,000	\$116,300	\$66,000	
Unemployed Worker Training Program	\$100,000	\$250,975	\$-	
Existing Employee Training Program	\$100,000	\$450,379	\$-	
Unemployed Worker Training Program	\$91,350	\$124,313	\$76,461	
Council on the Arts - Workforce Readiness	\$61,770	\$82,362	\$-	
Recreational Trails Program	\$191,213	\$2,390,160	\$-	
Arts & Cultural Facilities Improvement Program	\$1,500,000	\$6,410,000	\$-	
Council on the Arts - Arts and Cultural Impact Programming	\$75,000	\$112,500	\$-	
Empire State Development Grant Funds	\$270,000	\$1,386,203	\$-	
Unemployed Worker Training Program	\$100,000	\$178,063	\$83,994	
Excelsior Jobs Program	\$600,000	\$199,000	\$12,950	
Council on the Arts - Workforce Readiness	\$36,000	\$69,755	\$-	
Excelsior Jobs Program	\$3,000,000	\$4,725,500	\$-	
Unemployed Worker Training Program	\$100,000	\$361,175	\$16,450	
Excelsior Jobs Program	\$250,000	\$400,000	\$-	
Local Waterfront Revitalization Program	\$2,000,000	\$5,640,000	\$-	
Council on the Arts - Workforce Readiness	\$75,000	\$5,030,438	\$-	
Arts & Cultural Facilities Improvement Program	\$1,750,000	\$5,030,438	\$-	
Unemployed Worker Training Program	\$100,000	\$240,885	\$83,511	
Council on the Arts - Workforce Readiness	\$75,000	\$181,477	\$-	
Market New York	\$ 146,250	\$195,000	\$-	
Council on the Arts - Workforce Readiness	\$75,000	\$93,750	\$-	
Council on the Arts - Workforce Investment	\$ 49,500	\$69,156	\$-	
Unemployed Worker Training Program	\$100,000	\$100,000	\$99,197	
Council on the Arts - Workforce Readiness	\$68,640	\$117,875	\$-	

CFA System Application Number	Applicant Name	Project Name	Agency Name
74853	Chebra Agudas Achim Chesed Shel Emeth Hebrew Free Burial Association Inc.	Silver Lake Cemetery	Parks
74972	Theatre Development Fund, Inc.	Workforce Training and Development Expansion	Arts
75028	STRIVE International, Inc.	Construction Career Pathways	DOL
75109	The Bushwick Starr, Inc.	Workforce Training and Development Expansion	Arts
75169	St. Nicks Alliance Corp	Construction Skills Training Program	DOL
75176	NYC Department of Parks & Recreation	Restoring Alewife to the Bronx River: Fish Passage Construction at the Twin Dams Bronx, NY	DEC
75334	Rosie's Theater Kids	Workforce Training and Development Expansion	Arts
75350	Brooklyn Navy Yard Development Corporation	BNY Food Manufacturing Accelerator Capital	ESD
75393	New York Pops, Inc.	Workforce Training and Development Expansion	Arts
75421	Opportunities for a Better Tomorrow, Inc.	Green-Wood Masonry Restoration Technician Training Program	DOL
75537	Musicambia	Administrative Workforce Expansion	Arts
75543	Queens Economic Development Corporation	Queens Tourism Council Working Capital	ESD
75579	HANAC, Inc.	Security Guard Skills Training	DOL
75592	Heritage of Pride	WorldPride NYC 2019 - Stonewall 50th Anniversary Working Capital	ESD
75605	Woodlawn Conservancy, Inc.	Preservation Training Program	DOL
75614	West Harlem Environmental Action, Inc.	Environmental Actions Worker Training Job Readiness Program	DOL
75784	Bedford-Stuyvesant Restoration Corporation	Career-Track Training Program	DOL
75793	Orchestra of St. Luke's	Workforce Training and Development Expansion	Arts
75879	The Tank, LTD	Administrative Workforce Expansion	Arts
75891	Apollo Theater Foundation, Inc.	Workforce Training and Development Expansion	Arts
75949	Magic Box Productions, Inc.	Workforce Training and Development Expansion	Arts
75985	Brooklyn Botanic Garden	BBG-Overlook Accessibility Capital	ESD
75991	New York Foundation for the Arts	Workforce Training and Development Expansion	Arts
76012	South Street Seaport Museum	Seaport Museum Anniversary Celebration Marketing Working Capital	ESD
76012	Seaport Museum New York	W.O. Decker programming with Corning Museum of Glass	Arts

Program Name	CFA Award Amount	Total Project Cost	Grant Money Dispersed to Date	Status
Environmental Protection Fund: Parks, Preservation and Heritage Grants	\$500,000	\$2,729,315	\$450,000	
Council on the Arts - Workforce Readiness	\$75,000	\$332,082	\$-	
Unemployed Worker Training Program	\$100,000	\$250,000	\$100,000	
Council on the Arts - Workforce Readiness	\$50,000	\$74,000	\$-	
Unemployed Worker Training Program	\$100,000	\$250,000	\$100,000	
Water Quality Improvement Project (WQIP) Program	\$1,000,000	\$1,750,000	\$-	
Council on the Arts - Workforce Readiness	\$50,000	\$71,698	\$-	
Empire State Development Grant Funds	\$1,429,000	\$10,000,000	\$-	
Council on the Arts - Workforce Readiness	\$75,000	\$100,000	\$-	
Unemployed Worker Training Program	\$57,000	\$157,000	\$34,757	
Council on the Arts - Workforce Investment	\$27,000	\$33,750	\$-	
Market New York	\$112,500	\$162,500	\$86,432	
Unemployed Worker Training Program	\$100,000	\$100,000	\$99,952	
Market New York	\$375,000	\$955,700	\$-	
Unemployed Worker Training Program	\$48,000	\$513,034	\$10,500	
Unemployed Worker Training Program	\$100,000	\$145,695	\$75,552	
Unemployed Worker Training Program	\$100,000	\$109,856	\$40,602	
Council on the Arts - Workforce Readiness	\$57,000	\$71,250	\$-	
Council on the Arts - Workforce Investment	\$30,000	\$40,000	\$-	
Council on the Arts - Workforce Readiness	\$75,000	\$311,584	\$-	
Council on the Arts - Workforce Readiness	\$49,980	\$64,430	\$-	
Market New York	\$800,000	\$7,800,000	\$-	
Council on the Arts - Workforce Readiness	\$75,000	\$93,750	\$-	
Market New York	\$69,500	\$93,500	\$6,159	
Council on the Arts - Arts and Cultural Impact Programming	\$75,000	\$663,532	\$-	

CFA System Application Number	Applicant Name	Project Name	Agency Name
76012	South Street Seaport Museum	W.O. Decker programming with Corning Museum of Glass	Canals
76036	Fiji Theatre Company	Administrative Workforce Expansion	Arts
76068	Cambridge BioLabs LLC	Cambridge BioLabs Capital	ESD
76092	Casita Maria, Inc.	South Bronx Culture Trail Festival	Arts
76136	Orpheus Chamber Orchestra, Inc.	Workforce Training and Development Expansion	Arts
76167	OweYaa	Veteran Tech Training and Career Gap Fulfillment	DOL
76190	Recess Activities Inc	Administrative Workforce Expansion	Arts
76193	Saratoga International Theater Institute	Workforce Training and Development Expansion	Arts
76198	The Research Foundation of the City University of New York	Ecologically Informed Construction Training	DOL
76322	NYC Department of Parks & Recreation	Highbridge Park Connectivity Improvements	Parks
76327	On Site Opera Incorporated	Administrative Workforce Expansion	Arts
76420	The Bronx Museum of the Arts	Bronx Museum Speaks	Arts
76427	Hunts Point Cooperative Market, Inc.	Hunts Point Cooperative Market Capital	ESD
76528	Drive Change, Inc.	Drive Change Capital	ESD
76531	Pregones / Puerto Rican Traveling Theater, Inc.	STAGE GARDEN RUMBA: A Citizen Artist Exploration	Arts
76557	Northside Center for Child Development, Inc.	Northside Mixed Use Capital	ESD
76568	Bronx Documentary Center	Claremont Village Documentary Project	Arts
76597	Alliance Computing Solutions, Inc.	Certified Nurse Aide Training	DOL
76599	Cresilon Inc.	Cresilon Capital	ESD
76704	Long Island City Partnership	LICP Life Sciences Cluster Working Capital	ESD
76845	Sanctuary for Families, Inc.	Economic Empowerment Program for Domestic Violence Victims	DOL
77067	Allied Business Solutions, Inc.	Home Health Aide Training	DOL
77093	Bronx Opera Company	Administrative Workforce Expansion	Arts
77130	BRIC Arts Media Bklyn, Inc.	Community Arts Council and Public Art Festival	Arts
77270	NYC Department of Parks and Recreation	Million Square Feet Green Roof	EFC
77356	Freshly, Inc.	Freshly Excelsior	ESD
Application Round VIII			
79990	Orchestrating Dreams, Inc	Workforce Expansion	Arts
80018	Parker Jewish Institute for Health Care and Rehabilitation	Behavior Management for the Certified Nursing Assistant Training	DOL
80027	New York City Department of Parks and Recreation	Randall's Island Living Shoreline Construction	DOS

Program Name	CFA Award Amount	Total Project Cost	Grant Money Dispersed to Date	Status
NYS Canalway Grant Program	\$150,000	\$663,532	\$15,000	
Council on the Arts - Workforce Investment	\$49,500	\$62,000	\$-	
Empire State Development Grant Funds	\$100,000	\$1,000,000	\$-	
Council on the Arts - Arts and Cultural Impact Programming	\$75,000	\$132,080	\$-	
Council on the Arts - Workforce Readiness	\$25,000	\$52,000	\$-	
Unemployed Worker Training Program	\$100,000	\$100,000	\$-	
Council on the Arts - Workforce Investment	\$30,000	\$233,850	\$-	
Council on the Arts - Workforce Readiness	\$34,000	\$45,719	\$-	
Unemployed Worker Training Program	\$99,772	\$99,772	\$91,949	
Environmental Protection Fund: Parks, Preservation and Heritage Grants	\$500,000	\$1,000,000	\$-	
Council on the Arts - Workforce Investment	\$25,000	\$33,500	\$-	
Council on the Arts - Arts and Cultural Impact Programming	\$75,000	\$187,000	\$-	
Empire State Development Grant Funds	\$150,000	\$9,200,000	\$-	
Empire State Development Grant Funds	\$700,000	\$3,529,000	\$-	
Council on the Arts - Arts and Cultural Impact Programming	\$75,000	\$175,000	\$-	
Empire State Development Grant Funds	\$200,000	\$8,530,000	\$-	
Council on the Arts - Arts and Cultural Impact Programming	\$68,500	\$165,836	\$-	
Unemployed Worker Training Program	\$100,000	\$100,000	\$69,790	
Empire State Development Grant Funds	\$3,000,000	\$36,000,000	\$-	
ESD - Strategic Planning and Feasibility Studies	\$100,000	\$200,000	\$-	
Unemployed Worker Training Program	\$100,000	\$400,000	\$70,622	
Unemployed Worker Training Program	\$99,400	\$99,400	\$52,500	
Council on the Arts - Workforce Investment	\$25,000	\$35,000	\$-	
Council on the Arts - Arts and Cultural Impact Programming	\$75,000	\$150,000	\$-	
Green Innovation Grant Program	\$850,000	\$946,000	\$-	
Excelsior Jobs Program	\$1,000,000	\$4,650,000	\$-	
Council on the Arts - Workforce Investment	\$50,000	\$80,000	\$-	
Existing Employee Training Program	\$36,000	\$59,400	\$22,500	
Local Waterfront Revitalization Program	\$750,000	\$882,353	\$-	

CFA System Application Number	Applicant Name	Project Name	Agency Name
80117	Leap, Inc.	Brooklyn Workforce Innovations Commercial Driver Training	DOL
80278	Mosholu-Montefiore Community Center, Inc.	Certified Nurse Assistant Training	DOL
80447	New York University	New York University Virtual Reality Capital	ESD
80489	NYCDCC Apprenticeship Journeyman Retraining Educational & Industry Fund	BuildingWorks PreApprenticeship Training	DOL
80493	The Young Men's and Young Women's Hebrew Association	Kaufmann Concert Hall Renovation	ESD
80527	The Door - A Center Of Alternatives, Inc.	Culinary Arts Workforce Development	DOL
80641	Pratt Institute	Brooklyn Fashion Design Accelerator	ESD
80699	Opportunities for a Better Tomorrow, Inc.	Green-wood Masonry Restoration Technician Training Program	DOL
80716	Queens Community House, Inc.	Food Sector Careers Training	DOL
80760	Center for Frontline Retail, Inc.	Pathways to Success in Retail	DOL
80864	New York City Department of Parks and Recreation	Harbor Brook Wetland Restoration Design	DOS
80925	Sunnyside Community Services	SCS Capital Renovations	ESD
80926	Pitkin Avenue District Management Association	Pitkin Avenue Renaissance Program	HCR
80930	Fourth Universalist Society in the City of New York	Roof Replacement	Parks
80999	Project Renewal, Inc.	Next Step Direct Service and Building Maintenance Trainings	DOL
81066	Allied Productions Inc	Workforce Expansion	Arts
81143	Hostos Community College/Research Foundation of CUNY	Certified Nursing Assistant Training	DOL
81210	Trilok Fusion Arts	Funds for TREE Classroom	NYSERDA
81216	South Conduit Property Owner LLC	South Conduit Terminal Logistics Facility	ESD
81543	Young People's Chorus of New York City	Workforce Expansion	Arts
81554	Atlantic Theater Company	Workforce Training and Development Programs	Arts
81557	Climate Museum	Workforce Expansion	Arts
81573	Brooklyn Botanic Garden	Brooklyn Botanic Garden Marketing	ESD
81600	Manhattan Class Company, Inc.	Workforce Training and Development Programs	Arts
81602	Broadway Stages	Greenpoint Green Roofs Project	EFC
81634	ID Studio Theater Performance and Research Center	Workforce Expansion	Arts
81722	Hot Bread Kitchen, LTD	Bakers in Training	DOL
81759	Woodlawn Conservancy Inc.	Preservation Training Program	DOL

Program Name	CFA Award Amount	Total Project Cost	Grant Money Dispersed to Date	Status
Unemployed Worker Training Program	\$100,000	\$246,278	\$-	
Unemployed Worker Training Program	\$100,000	\$132,963	\$-	
Empire State Development Grant Funds	\$700,000	\$4,650,000	\$-	
Unemployed Worker Training Program	\$89,100	\$204,500	\$50,490	
Empire State Development Grant Funds	\$736,000	\$736,000	\$-	
Unemployed Worker Training Program	\$99,690	\$191,690	\$-	
New York State Business Incubator Program	\$625,000	\$1,962,164	\$-	
Unemployed Worker Training Program	\$84,720	\$184,720	\$78,145	
Unemployed Worker Training Program	\$100,000	\$178,063	\$100,000	
Unemployed Worker Training Program	\$100,000	\$260,000	\$78,792	
Local Waterfront Revitalization Program	\$250,000	\$287,500	\$-	
Empire State Development Grant Funds	\$750,000	\$4,263,356	\$-	
HCR - New York Main Street	\$250,000	\$443,700	\$-	
Environmental Protection Fund: Parks, Preservation and Heritage Grants	\$500,000	\$1,106,300	\$60,480	
Unemployed Worker Training Program	\$100,000	\$180,250	\$74,818	
Council on the Arts - Workforce Investment	\$31,200	\$41,600	\$-	
Unemployed Worker Training Program	\$100,000	\$198,202	\$46,143	
Net Zero Energy for Economic Development	\$56,639	\$512,980	\$-	
Empire State Development Grant Funds	\$1,000,000	\$124,600,000	\$-	
Council on the Arts - Workforce Investment	\$43,333	\$55,683	\$-	
Council on the Arts - Workforce Readiness	\$64,110	\$85,480	\$-	
Council on the Arts - Workforce Investment	\$37,500	\$50,000	\$-	
Market New York	\$225,000	\$400,000	\$98,325	
Council on the Arts - Workforce Readiness	\$75,000	\$124,364	\$-	
Green Innovation Grant Program	\$1,500,000	\$1,648,991	\$818,296	
Council on the Arts - Workforce Investment	\$30,000	\$40,000	\$-	
Unemployed Worker Training Program	\$100,000	\$187,603	\$91,900	
Unemployed Worker Training Program	\$75,000	\$571,649	\$-	

CFA System Application Number	Applicant Name	Project Name	Agency Name
81789	Hostos Community College CUNY	Information Technology Apprenticeship Training	DOL
81875	Jewish Home Lifecare, Manhattan	Geriatric Career Development Program	DOL
81884	ITAC	NYC Contract Manufacturing Market Assessment	ESD
81899	SUNY Maritime College	SUNY Maritime College Seamanship Training Center	ESD
81912	Brooklyn Arts Council	Bringing J'Ouvert Into Daylight	Arts
81938	Sunnyside Community Services, Inc.	Home Health Aide Training	DOL
82125	Council of Jewish Organizations of Flatbush, Inc.	Microsoft Office Specialist Training 2018	DOL
82132	The Studio Museum in Harlem	The Studio Museum Reconstruction	ESD
82149	Exalt Youth	Exalt Youth Headquarters	ESD
82176	AIDS Service Center of Lower Manhattan, Inc.	Peer Training Program	DOL
82193	Bedford Stuyvesant Restoration Construction Corporation	Customer Service Training	DOL
82206	Great Performances Catering/Artists as Waitresses, Inc.	Great Performances Catering Bronx Project	ESD
82212	Wilson Allen Health Careers Institute, Inc.	Entry to Health Careers 2018	DOL
82224	New York Shakespeare Festival	2019 Mobile Unit Season	Arts
82228	Leverton Corporation	Leverton Expansion	ESD
82256	Womens Housing and Economic Development Corporation	Bronx Music Hall - This is Bronx Music Working Capital	ESD
82442	New York Career Training School LLC	Home Health Aide Training	DOL
82445	The Osborne Association, Inc.	Worker Training for the Formerly Incarcerated	DOL
82446	Jewish Community Council of Greater Coney Island Inc.	Haredi Workforce Initiative	DOL
82538	Westchester Care at Home, Inc.	Home Health Aide Certification Training Program	DOL
82590	Icahn School of Medicine at Mount Sinai	Icahn School of Medicine at Mount Sinai Capital	ESD
82600	STRIVE International, Inc	Construction Career Pathways 2018	DOL
82669	Roundabout Theatre Company Inc.	Workforce Training and Development Programs	Arts
82697	The Play Production Company Inc	Workforce Training and Development Programs	Arts
82715	Bronx Documentary Center	Workforce Expansion	Arts
82734	Manhattan Graphics Center	Workforce Expansion	Arts
82753	NYSARC Inc., NYC Chapter	Agency Information Platform Training	DOL
82755	Apollo Theater Foundation, Inc.	Victoria Development Project	Arts

Program Name	CFA Award Amount	Total Project Cost	Grant Money Dispersed to Date	Status
Unemployed Worker Training Program	\$100,000	\$100,000	\$-	
Unemployed Worker Training Program	\$100,000	\$234,956	\$20,516	
ESD - Strategic Planning and Feasibility Studies	\$100,000	\$200,000	\$-	
Empire State Development Grant Funds	\$600,000	\$3,073,000	\$-	
Council on the Arts - Arts and Cultural Impact Programming	\$49,500	\$140,500	\$-	
Unemployed Worker Training Program	\$100,000	\$126,294	\$-	
Unemployed Worker Training Program	\$100,000	\$100,000	\$-	
Empire State Development Grant Funds	\$3,544,000	\$141,501,000	\$-	
Empire State Development Grant Funds	\$130,501	\$662,506	\$-	
Unemployed Worker Training Program	\$100,000	\$166,345	\$86,502	
Unemployed Worker Training Program	\$100,000	\$510,420	\$-	
Empire State Development Grant Funds	\$1,000,000	\$7,312,929	\$-	
Unemployed Worker Training Program	\$100,000	\$100,000	\$99,770	
Council on the Arts - Arts and Cultural Impact Programming	\$49,500	\$11,141,167	\$-	
Excelsior Jobs Program	\$34,250	\$1,839,000	\$-	
Market New York	\$152,131	\$208,131	\$-	
Unemployed Worker Training Program	\$100,000	\$100,000	\$53,675	
Unemployed Worker Training Program	\$100,000	\$2,257,859	\$56,760	
Unemployed Worker Training Program	\$100,000	\$161,854	\$-	
Unemployed Worker Training Program	\$88,263	\$88,263	\$20,746	
Empire State Development Grant Funds	\$2,000,000	\$55,000,000	\$-	
Unemployed Worker Training Program	\$100,000	\$200,000	\$40,842	
Council on the Arts - Workforce Readiness	\$75,000	\$1,373,387	\$-	
Council on the Arts - Workforce Readiness	\$41,250	\$55,000	\$-	
Council on the Arts - Workforce Investment	\$50,000	\$108,000	\$-	
Council on the Arts - Workforce Investment	\$34,632	\$46,176	\$-	
Existing Employee Training Program	\$100,000	\$100,000	\$-	
Council on the Arts - Arts & Cultural Facilities Improvement Program - Large Capital Project Fund	\$416,700	\$2,099,125	\$-	

CFA System Application Number	Applicant Name	Project Name	Agency Name
82789	The New York Botanical Garden	New York Botanical Garden Workers Center Capital	ESD
82792	Thalia Spanish Theatre Inc	Workforce Training and Development Programs	Arts
82808	Transport Group Theatre Company, Inc.	Workforce Expansion	Arts
82845	New-York Historical Society	Equality and Justice for All: New Museum Educational Galleries	ESD
82845	New-York Historical Society	Equality and Justice for All: New Museum Educational Galleries	ESD
82845	New-York Historical Society	Equality and Justice for All: New Museum Educational Galleries	Arts
82960	Historic House Trust of New York City, Inc.	Workforce Expansion	Arts
82972	Children's Museum of Manhattan	Children's Museum of Manhattan: A Durable Tourist Attraction	ESD
82982	The Fortune Society, Inc.	Green Building and Transportation Trainings	DOL
83011	New Museum of Contemporary Art	New Museum of Contemporary Art Working Capital	ESD
83014	Games of Change, Inc.	Workforce Training and Development Programs	Arts
83055	New York City Department of City Planning	NYC Comprehensive Waterfront Plan Update	DOS
83056	LaGuardia Community College/The Research Foundation of CUNY	Construction Trades Training	DOL
83073	Target Margin Theater Inc	Workforce Expansion	Arts
83104	Center for Employment Opportunities, Inc.	Training Opportunities for Unemployed Formerly Incarcerated New Yorkers	DOL
83143	Roulette Intermedium, Inc.	Workforce Training and Development Programs	Arts
83191	Seventh Regiment Armory Conservancy, Inc.	Workforce Training and Development Programs	Arts
83194	Nanotronics Imaging, Inc.	Nanotronics Imaging Project Chip	ESD
83219	Brooklyn Youth Chorus Academy Inc	Workforce Training and Development Programs	Arts
83231	El Barrio's Operation Fightback Inc.	Home Health Aide Training	DOL
83274	New Partners, Inc.	Home Health Aide and Health Coaches Training	DOL
83302	St. Nicks Alliance Corp.	Construction Labor Training	DOL
83324	Pan Asian Repertory Theatre, Inc.	Workforce Expansion	Arts
83328	Jamaica Center for Arts and Learning	Downtown Jazz Festival	Arts
83335	Coalition for Queens	Coalition for Queens Workforce Training Project	ESD
83335	Coalition for Queens, Inc.	Software Developer Training	DOL
83414	Mid Bronx Senior Citizens Council Inc.	Construction Employment Training	DOL

Program Name	CFA Award Amount	Total Project Cost	Grant Money Dispersed to Date	Status
Empire State Development Grant Funds	\$2,000,000	\$15,000,000	\$-	
Council on the Arts - Workforce Readiness	\$60,000	\$75,000	\$-	
Council on the Arts - Workforce Investment	\$23,099	\$40,000	\$-	
Empire State Development Grant Funds	\$725,000	\$11,090,760	\$-	
Market New York	\$375,000	\$11,465,760	\$-	
Council on the Arts - Arts & Cultural Facilities Improvement Program - Large Capital Project Fund	\$250,000	\$11,465,760	\$-	
Council on the Arts - Workforce Investment	\$37,500	\$50,000	\$-	
Market New York	\$400,000	\$2,088,116	\$-	
Unemployed Worker Training Program	\$100,000	\$100,000	\$65,133	
Empire State Development Grant Funds	\$1,370,000	\$68,202,144	\$-	
Council on the Arts - Workforce Readiness	\$45,000	\$60,000	\$-	
Local Waterfront Revitalization Program	\$424,500	\$499,412	\$-	
Unemployed Worker Training Program	\$99,968	\$99,968	\$37,954	
Council on the Arts - Workforce Investment	\$40,200	\$53,600	\$-	
Unemployed Worker Training Program	\$100,000	\$100,000	\$19,325	
Council on the Arts - Workforce Readiness	\$75,000	\$274,000	\$-	
Council on the Arts - Workforce Readiness	\$75,000	\$186,202	\$-	
Empire State Development Grant Funds	\$2,250,000	\$11,348,980	\$1,000,000	
Council on the Arts - Workforce Readiness	\$50,000	\$67,190	\$-	
Unemployed Worker Training Program	\$100,000	\$100,000	\$99,162	
Existing Employee Training Program	\$100,000	\$150,000	\$3,846	
Unemployed Worker Training Program	\$100,000	\$250,000	\$-	
Council on the Arts - Workforce Investment	\$30,000	\$37,500	\$-	
Council on the Arts - Arts and Cultural Impact Programming	\$49,500	\$135,000	\$-	
Empire State Development Grant Funds	\$7,300	\$36,655	\$-	
Unemployed Worker Training Program	\$100,000	\$4,286,000	\$-	
Unemployed Worker Training Program	\$100,000	\$199,607	\$-	

CFA System Application Number	Applicant Name	Project Name	Agency Name
83453	La MaMa Experimental Theatre Club	Major Capital Investment Project	ESD
83520	Calpulli Mexican Dance Company, Inc.	Workforce Expansion	Arts
83557	Queens Museum of Art	Workforce Training and Development Programs	Arts
83602	Long Island City Partnership	LIC Arts Connection	Arts
83625	Queens Economic Development Corporation	Entrepreneur Space Kitchen Incubator	ESD
83632	New York Neo-Futurists	Workforce Expansion	Arts
83663	Per Scholas, Inc.	Information Technology Training 2018	DOL
83668	Dance Theatre Etcetera, Inc.	Workforce Training and Development Programs	Arts
83695	National Black Theatre Workshop, Inc.	NBT Victory Development 2.0	Arts
83718	Leslie-Lohman Museum of Gay and Lesbian Art	Stonewall50 and World Pride NYC Marketing Plan	ESD
83722	Covenant House International	Covenant House Building Project	ESD
83736	Philharmonic Symphony Society of New York Inc	Women's Suffrage Commemoration	Arts
83750	Sustainable South Bronx, Inc.	Empowering New Yorkers to Thrive in Green Jobs Fiscal Year 2019	DOL
83751	The Laundromat Project Inc	Workforce Expansion	Arts
83774	Heritage of Pride	World Pride 2019 and Stonewall 50 Working Capital	ESD
83845	New-York Historical Society	Workforce Training and Development Programs	Arts
83852	The Universal Hip Hop Museum	The Universal Hip Hop Museum / BronxPoint Working Capital	ESD
83960	Loisaida, Inc.	Workforce Expansion	Arts
83988	Fiji Theater Company, Inc.	Workforce Training and Development Programs	Arts
84012	Brooklyn Alliance, Inc.	Metal Works Training	DOL
84018	Alliance Computing Solutions, Inc.	Clinical Medical Assistant Training	DOL
84128	Science and Arts Engagement New York, Inc.	Harlem Gallery of Science	ESD
84128	Science and Arts Engagement New York, Inc.	Workforce Expansion	Arts
84139	Nontraditional Employment for Women	Construction Trades Apprenticeship Training	DOL
84144	New Museum of Contemporary Art	New Museum Facilities Expansion	Arts
84164	Ugly Duckling Presse, Ltd.	Workforce Training and Development Programs	Arts
84180	Protestant Episcopal Church of Saint Peter in the City of New York	St. Peters Rectory Restoration	Parks
84185	Arthur Aviles Typical Theatre	Workforce Expansion	Arts

Program Name	CFA Award Amount	Total Project Cost	Grant Money Dispersed to Date	Status
Market New York	\$200,000	\$2,262,934	\$-	
Council on the Arts - Workforce Investment	\$60,000	\$79,000	\$-	
Council on the Arts - Workforce Readiness	\$75,000	\$103,022	\$-	
Council on the Arts - Arts and Cultural Impact Programming	\$49,500	\$135,000	\$-	
New York State Business Incubator Program	\$625,000	\$1,875,000	\$-	
Council on the Arts - Workforce Investment	\$27,000	\$35,000	\$-	
Unemployed Worker Training Program	\$100,000	\$310,729	\$100,000	
Council on the Arts - Workforce Readiness	\$50,000	\$62,500	\$-	
Council on the Arts - Arts & Cultural Facilities Improvement Program (Round 8) - Large Capital Project Fund	\$470,000	\$27,550,000	\$-	
Market New York	\$37,500	\$105,000	\$-	
Empire State Development Grant Funds	\$2,000,000	\$62,218,785	\$-	
Council on the Arts - Arts and Cultural Impact Programming	\$49,500	\$150,000	\$-	
Unemployed Worker Training Program	\$100,000	\$505,400	\$-	
Council on the Arts - Workforce Investment	\$30,000	\$41,421	\$-	
Market New York	\$687,500	\$2,039,900	\$-	
Council on the Arts - Workforce Readiness	\$75,000	\$141,899	\$-	
Market New York	\$75,000	\$100,000	\$54,193	
Council on the Arts - Workforce Investment	\$45,000	\$60,000	\$-	
Council on the Arts - Workforce Readiness	\$48,000	\$64,000	\$-	
Unemployed Worker Training Program	\$100,000	\$297,500	\$-	
Unemployed Worker Training Program	\$100,000	\$100,000	\$50,000	
Empire State Development Grant Funds	\$1,000,000	\$5,000,000	\$-	
Council on the Arts - Workforce Investment	\$75,000	\$5,075,000	\$-	
Unemployed Worker Training Program	\$70,000	\$2,621,000	\$68,743	
Council on the Arts - Arts & Cultural Facilities Improvement Program (Round 8) - Large Capital Project Fund	\$470,000	\$77,157,976	\$-	
Council on the Arts - Workforce Readiness (Round 8)	\$45,000	\$60,916	\$-	
Environmental Protection Fund: Parks, Preservation and Heritage Grants	\$500,000	\$1,834,057	\$-	
Council on the Arts - Workforce Investment (Round 8)	\$45,000	\$60,000	\$-	

CFA System Application Number	Applicant Name	Project Name	Agency Name
84221	CAMBA, Inc.	Secure Path	DOL
84259	Bellevue Literary Press, Inc.	Workforce Expansion	Arts
84264	Rise Products, Inc.	Rise Expansion	ESD
84315	American Symphony Orchestra League	Workforce Training and Development Programs	Arts
84349	Council on the Arts & Humanities for Staten Island	Cinema Connex	Arts
84387	Pregones Touring Puerto Rican Theatre Collection	TORCHED! A People's History of the Bronx Fires	Arts
84464	African Film Festival	Workforce Expansion	Arts
84480	Sanctuary for Families, Inc.	Economic Empowerment Program for Domestic Violence Victims	DOL
84542	Cumbe Center for African and Diaspora Dance	Workforce Expansion	Arts
84546	Third Street Music School Settlement	Workforce Training and Development Programs	Arts
84555	CO/LAB Theater Group, Inc.	Workforce Expansion	Arts
84570	Bedford Stuyvesant Restoration Corporation	Bedford Stuyvesant Tourism Development Plan	ESD
84699	Square Roots Urban Growers, Inc.	Square Roots Urban Growers Farming Cluster Project	ESD
84781	Premiere Services Management	Certified Nurse Aide Training	DOL
84793	Center for Traditional Music and Dance	Messages of Hope	Arts
84798	LaGuardia Community College	NYDesigns at LaGuardia Community College	ESD
84820	Sunnyside District Management Association	Sunnyside Small Business Revitalization through Public Arts	Arts
84830	BRIC Arts Media Bklyn, Inc.	BRIC Community Corps	Arts
84850	Museum of the City of New York	Workforce Training and Development Programs	Arts
85648	Project Georgia	Hudson River Trading LLC	ESD
Application Round IX			
82475	Apollo Theater Foundation, Inc.	Workforce Training and Development Programs	Arts
83207	La MaMa Experimental Theater Club	Phase 2 Renovations	Arts
83207	La MaMa Experimental Theater Club	Major Capital Investment Project	ESD
86045	Unite USA, Inc.	Unite US Expansion	ESD
87034	Willie Mae Rock Camp for Girls, Inc.	Workforce Expansion	Arts
87471	Poets House	Workforce Expansion	Arts
87513	TheatreworksUSA Corp.	We the People	Arts
89287	Kundiman	Workforce Expansion	Arts

Program Name	CFA Award Amount	Total Project Cost	Grant Money Dispersed to Date	Status
Unemployed Worker Training Program	\$100,000	\$100,000	\$-	
Council on the Arts - Workforce Investment (Round 8)	\$43,875	\$58,500	\$-	
Excelsior Jobs Program	\$580,000	\$580,000	\$-	
Council on the Arts - Workforce Readiness (Round 8)	\$55,000	\$79,525	\$-	
Council on the Arts - Arts and Cultural Impact Programming (Round 8)	\$35,000	\$192,131	\$-	
Council on the Arts - Arts and Cultural Impact Programming (Round 8)	\$49,500	\$175,000	\$-	
Council on the Arts - Workforce Investment (Round 8)	\$45,000	\$60,000	\$-	
Unemployed Worker Training Program	\$100,000	\$223,000	\$47,203	
Council on the Arts - Workforce Investment (Round 8)	\$45,000	\$56,250	\$-	
Council on the Arts - Workforce Readiness (Round 8)	\$44,700	\$59,600	\$-	
Council on the Arts - Workforce Investment (Round 8)	\$50,000	\$86,000	\$-	
Market New York	\$75,000	\$100,000	\$-	
Excelsior Jobs Program	\$122,500	\$122,500	\$-	
Unemployed Worker Training Program	\$100,000	\$100,000	\$100,000	
Council on the Arts - Arts and Cultural Impact Programming (Round 8)	\$48,600	\$97,200	\$-	
New York State Business Incubator Program	\$625,000	\$1,875,000	\$140,679	
Council on the Arts - Arts and Cultural Impact Programming (Round 8)	\$25,000	\$50,000	\$-	
Council on the Arts - Arts and Cultural Impact Programming (Round 8)	\$49,500	\$122,750	\$-	
Council on the Arts - Workforce Readiness (Round 8)	\$67,500	\$100,000	\$-	
Excelsior Jobs Program	\$3,000,000	\$40,000,000	\$-	
Council on the Arts - Workforce Fellowship Program (Round 9)	\$45,000	\$431,197	\$-	
Council on the Arts - Arts & Cultural Facilities Improvement Program (Round 9) - Mid-Size Capital Project Fund	\$145,000	\$3,771,570	\$-	
Market New York	\$400,000	\$2,140,110	\$-	
Excelsior Jobs Program	\$1,250,000	\$1,565,372	\$-	
Council on the Arts - Workforce Investment (Round 9)	\$20,500	\$155,034	\$-	
Council on the Arts - Workforce Investment (Round 9)	\$56,250	\$283,200	\$-	
Council on the Arts - NY State Arts Impact Awards (Round 9)	\$100,000	\$278,644	\$-	
Council on the Arts - Workforce Investment (Round 9)	\$35,500	\$387,000	\$-	

CFA System Application Number	Applicant Name	Project Name	Agency Name
89367	Lower East Side Tenement Museum	97 Orchard Street Preservation Project	Arts
89369	Greenpoint Manufacturing and Design Center	GMDC Brownsville Industrial Center	ESD
89379	New York (C) Department of Parks & Recreation	Freshkills Park North Park Construction	DOS
89402	Opportunity Music Project Foundation, Inc.	Workforce Expansion	Arts
89415	Spanish Dance Arts Company, Inc. d/b/a Flamenco Vivo	Workforce Expansion	Arts
89456	Friends of Alice Austen House	Workforce Expansion	Arts
89485	New York Theatre Workshop	Workforce Training and Development Programs	Arts
89607	The Brooklyn Rail, Inc.	Workforce Expansion	Arts
89711	Ars Nova Theater I, Inc. d/b/a Ars Nova	Workforce Training and Development Programs	Arts
89730	Girls Write Now	Workforce Expansion	Arts
89784	City Lore	Workforce Training and Development Programs	Arts
89880	Fifth Avenue Committee, Inc.	South Brooklyn BOA	DOS
90097	Urban Word NYC	Workforce Expansion	Arts
90187	The National Arts Club	Facade Restoration of the National Arts Club	Parks
90323	Lewis Howard Latimer Fund, Inc. d/b/a Lewis Latimer House Museum	Workforce Expansion	Arts
90424	Live Source, Inc.	Workforce Expansion	Arts
90541	Manhattan Theatre Club	Manhattan Theatre Club - Samuel J. Friedman Theatre Renovation	ESD
90629	Randall's Island Park Alliance	Randalls Island Park Visitor and Nature Center	Parks
90715	Waterfront Alliance, Inc.	Maritime Activation and Resiliency Feasibility Study for the Northeastern Shore of Staten Island	ESD
90762	Bronx River Alliance	Bronx River Restoration	EFC
90779	Orchestrating Dreams	Workforce Expansion	Arts
91227	JACK Music, Inc. d/b/a Jack Quartet	Workforce Expansion	Arts
91301	New York (C) Department of Parks and Recreation	Harding Park Tidal Wetland Restoration and Public Access Construction	DOS
91460	Design Trust for Public Space	Workforce Training and Development Programs	Arts
91513	League of Professional Theatre Women	Workforce Expansion	Arts
91554	New York Foundation for the Arts	Workforce Training and Development Programs	Arts
91631	Snug Harbor Cultural Center & Botanical Garden	Snug Harbor Wetlands Boardwalk and Viewing Platform	Parks

Program Name	CFA Award Amount	Total Project Cost	Grant Money Dispersed to Date	Status
Council on the Arts - Arts & Cultural Facilities Improvement Program (Round 9) - Mid-Size Capital Project Fund	\$100,000	\$3,925,934	\$-	
Empire State Development Grant Funds	\$3,160,000	\$17,899,092	\$-	
Local Waterfront Revitalization Program	\$827,829	\$1,103,773	\$-	
Council on the Arts - Workforce Investment (Round 9)	\$32,650	\$168,750	\$-	
Council on the Arts - Workforce Investment (Round 9)	\$29,000	\$144,000	\$-	
Council on the Arts - Workforce Investment (Round 9)	\$31,050	\$139,656	\$-	
Council on the Arts - Workforce Fellowship Program (Round 9)	\$45,000	\$297,116	\$-	
Council on the Arts - Workforce Investment (Round 9)	\$19,850	\$80,000	\$-	
Council on the Arts - Workforce Fellowship Program (Round 9)	\$45,000	\$132,700	\$-	
Council on the Arts - Workforce Investment (Round 9)	\$56,250	\$318,600	\$-	
Council on the Arts - Workforce Fellowship Program (Round 9)	\$18,000	\$90,000	\$-	
Brownfield Opportunity Areas	\$300,000	\$408,333	\$-	
Council on the Arts - Workforce Investment (Round 9)	\$28,000	\$100,000	\$-	
Environmental Protection Fund: Parks, Preservation and Heritage Grants	\$600,000	\$1,215,840	\$-	
Council on the Arts - Workforce Investment (Round 9)	\$22,000	\$116,000	\$-	
Council on the Arts - Workforce Investment (Round 9)	\$18,750	\$56,250	\$-	
Market New York	\$908,742	\$10,265,067	\$-	
Environmental Protection Fund: Parks, Preservation and Heritage Grants	\$600,000	\$839,000	\$-	
ESD - Strategic Planning and Feasibility Studies	\$56,250	\$112,500	\$-	
Green Innovation Grant Program	\$495,000	\$495,000	\$-	
Council on the Arts - Workforce Investment (Round 9)	\$25,000	\$81,500	\$-	
Council on the Arts - Workforce Investment (Round 9)	\$45,000	\$182,000	\$-	
Local Waterfront Revitalization Program	\$1,062,500	\$3,000,000	\$-	
Council on the Arts - Workforce Fellowship Program (Round 9)	\$58,750	\$298,000	\$-	
Council on the Arts - Workforce Investment (Round 9)	\$20,000	\$120,000	\$-	
Council on the Arts - Workforce Fellowship Program (Round 9)	\$45,000	\$112,500	\$-	
Environmental Protection Fund: Parks, Preservation and Heritage Grants	\$254,250	\$339,000	\$-	

CFA System Application Number	Applicant Name	Project Name	Agency Name
91641	Young Men's and Young Women's Hebrew Association d/b/a 92nd Street Y	Workforce Training and Development Programs	Arts
91663	Greater Jamaica Development Corporation	Greater Jamaica Development Corporation Industrial Development	ESD
91686	The Wooster Group	Workforce Expansion	Arts
91733	Ugly Duckling Presse, Ltd.	Workforce Training and Development Programs	Arts
91773	n+1 Foundation	Workforce Expansion	Arts
91810	Page Seventy-Three Productions, Inc. d/b/a Page 73	Workforce Expansion	Arts
91827	Art Start	Workforce Expansion	Arts
91917	Staten Island Economic Development Corporation	Staten Island Skyway Elevated Park	ESD
91974	Pan Asian Repertory Theatre	Workforce Expansion	Arts
92103	Queens Museum of Art	Workforce Training and Development Programs	Arts
92116	Historic House Trust of New York City	Workforce Expansion	Arts
92117	The Bronx Documentary Center	Latin American Photo Fest	Arts
92207	Drama Club, Inc.	Workforce Expansion	Arts
92210	Fiji Theatre Company, Inc. d/b/a Ping Chong + Company	Workforce Expansion	Arts
92227	Queens Community House	Forest Hills Community Center	ESD
92306	Performance Space 122, Inc. d/b/a Performance Space New York	Workforce Expansion	Arts
92416	Brooklyn Academy of Music (BAM)	Workforce Training and Development Programs	Arts
92563	Young People's Chorus of New York City	Workforce Training and Development Programs	Arts
92603	Rony Elka Vardi, Inc.	Catbird Ecommerce Expansion	ESD
92619	Home for Contemporary Theatre and Art Ltd. d/b/a HERE	Workforce Expansion	Arts
92644	Houses on the Moon Theater Company d/b/a Houses on the Moon	Workforce Expansion	Arts
92651	IEH Corp.	IEH Corp. Expansion	ESD
92663	New York Historical Society	New York Historical Society Annex Project	ESD
92692	Dance Works, Inc. d/b/a Pentacle	Workforce Training and Development Programs	Arts
92705	Storyville Center for the Spoken Word	Workforce Training and Development Programs	Arts
92815	The Laundromat Project, Inc.	Workforce Expansion	Arts
92822	Hook Arts Media	Workforce Training and Development Programs	Arts

Program Name	CFA Award Amount	Total Project Cost	Grant Money Dispersed to Date	Status
Council on the Arts - Workforce Fellowship Program (Round 9)	\$60,000	\$197,686	\$-	
Empire State Development Grant Funds	\$1,500,000	\$1,500,000	\$-	
Council on the Arts - Workforce Investment (Round 9)	\$39,150	\$117,500	\$-	
Council on the Arts - Workforce Fellowship Program (Round 9)	\$22,500	\$62,948	\$-	
Council on the Arts - Workforce Investment (Round 9)	\$49,650	\$150,000	\$-	
Council on the Arts - Workforce Investment (Round 9)	\$22,500	\$120,200	\$-	
Council on the Arts - Workforce Investment (Round 9)	\$49,650	\$1,724,915	\$-	
ESD - Strategic Planning and Feasibility Studies	\$50,000	\$140,000	\$-	
Council on the Arts - Workforce Investment (Round 9)	\$15,000	\$37,500	\$-	
Council on the Arts - Workforce Fellowship Program (Round 9)	\$45,000	\$114,064	\$-	
Council on the Arts - Workforce Investment (Round 9)	\$18,750	\$55,000	\$-	
Council on the Arts - NY State Arts Impact Awards (Round 9)	\$100,000	\$207,550	\$-	
Council on the Arts - Workforce Investment (Round 9)	\$33,750	\$159,300	\$-	
Council on the Arts - Workforce Investment (Round 9)	\$56,250	\$168,750	\$-	
Empire State Development Grant Funds	\$1,400,000	\$7,450,000	\$-	
Council on the Arts - Workforce Investment (Round 9)	\$35,000	\$228,900	\$-	
Council on the Arts - Workforce Fellowship Program (Round 9)	\$60,000	\$412,695	\$-	
Council on the Arts - Workforce Fellowship Program (Round 9)	\$45,000	\$190,579	\$-	
Excelsior Jobs Program	\$400,000	\$400,000	\$-	
Council on the Arts - Workforce Investment (Round 9)	\$21,400	\$111,306	\$-	
Council on the Arts - Workforce Investment (Round 9)	\$22,000	\$67,400	\$-	
Excelsior Jobs Program	\$1,046,000	\$1,046,000	\$-	
Market New York	\$500,000	\$9,000,000	\$-	
Council on the Arts - Workforce Fellowship Program (Round 9)	\$42,500	\$220,100	\$-	
Council on the Arts - Workforce Fellowship Program (Round 9)	\$17,000	\$85,000	\$-	
Council on the Arts - Workforce Investment (Round 9)	\$15,000	\$55,919	\$-	
Council on the Arts - Workforce Fellowship Program (Round 9)	\$30,000	\$75,000	\$-	

CFA System Application Number	Applicant Name	Project Name	Agency Name
92842	New Art Publications d/b/a BOMB Magazine	Workforce Expansion	Arts
92992	The Brooklyn Historical Society	Brooklyn Historical Society Marketing	ESD
93050	Opening Act	Workforce Training and Development Programs	Arts
93193	Casa Belvedere, The Italian Cultural Foundation	Restoring a Staten Island Treasure	ESD
93243	TARA Biosystems, Inc.	TARA Biosystems Expansion	ESD
93243	TARA Biosystems, Inc.	TARA Biosystems Expansion	ESD
93249	The Hispanic Society of America	Special Exhibition Gallery	Arts
93263	Firelight Media, Inc.	Workforce Expansion	Arts
93316	The New 42nd Street, Inc.	Workforce Training and Development Programs	Arts
93416	CO/LAB Theater Group	Workforce Expansion	Arts
93549	The Council on the Arts and Humanities for Staten Island, Inc.	Workforce Expansion	Arts
93553	The Universal Hip Hop Museum	Universal Hip Hop Museum	ESD
93553	The Universal Hip Hop Museum	Universal Hip Hop Marketing Program	ESD
93557	The Center for Book Arts, Inc.	Workforce Expansion	Arts
93594	New York City Center	Workforce Training and Development Programs	Arts
93632	Roundabout Theatre Company	Workforce Training and Development Programs	Arts
93635	Rockaway Development & Revitalization Corporation	Rockaway's Music Arts & Cultural Center Feasibility Study	ESD
93645	People's Theatre Project	Workforce Expansion	Arts
93751	Atlantic Theater Company	Workforce Training and Development Programs	Arts
93862	Josephine Herrick Project, Inc.	Workforce Expansion	Arts
93955	Gina Gibney Dance, Inc.	Workforce Expansion	Arts
93968	Flushing Council on Culture and the Arts, Inc.	Workforce Expansion	Arts
93983	UnionDocs	Workforce Expansion	Arts
93999	Queens Economic Development Corporation	IT'S IN QUEENS! Tourism Marketing Program	ESD
94006	ID Studio Theater Performance and Research Center, Inc.	Workforce Expansion	Arts
94010	Rosie's Theater Kids	Workforce Training and Development Programs	Arts
94136	Manhattan Graphics Center	Workforce Expansion	Arts
94145	Kings Majestic Corp d/b/a 651ARTS	Workforce Expansion	Arts
94226	Asian American Arts Alliance	Workforce Expansion	Arts
94255	Downtown Brooklyn Partnership	Downtown Brooklyn Partnership Working Capital	ESD

Program Name	CFA Award Amount	Total Project Cost	Grant Money Dispersed to Date	Status
Council on the Arts - Workforce Investment (Round 9)	\$40,000	\$150,000	\$-	
Market New York	\$169,950	\$212,438	\$-	
Council on the Arts - Workforce Fellowship Program (Round 9)	\$37,500	\$134,050	\$-	
Market New York	\$150,000	\$750,000	\$-	
Excelsior Jobs Program	\$1,010,000	\$1,210,000	\$-	
Empire State Development Grant Funds	\$200,000	\$1,210,000	\$-	
Council on the Arts - Arts & Cultural Facilities Improvement Program (Round 9) - Mid-Size Capital Project Fund	\$145,000	\$4,700,000	\$-	
Council on the Arts - Workforce Investment (Round 9)	\$56,250	\$168,918	\$-	
Council on the Arts - Workforce Fellowship Program (Round 9)	\$60,000	\$276,208	\$-	
Council on the Arts - Workforce Investment (Round 9)	\$25,000	\$62,500	\$-	
Council on the Arts - Workforce Investment (Round 9)	\$20,000	\$40,000	\$-	
Empire State Development Grant Funds	\$3,500,000	\$60,000,000	\$-	
Market New York	\$250,000	\$685,000	\$-	
Council on the Arts - Workforce Investment (Round 9)	\$37,100	\$72,000	\$-	
Council on the Arts - Workforce Fellowship Program (Round 9)	\$37,500	\$106,420	\$-	
Council on the Arts - Workforce Fellowship Program (Round 9)	\$45,000	\$1,550,069	\$-	
ESD - Strategic Planning and Feasibility Studies	\$41,000	\$110,000	\$-	
Council on the Arts - Workforce Investment (Round 9)	\$30,000	\$126,253	\$-	
Council on the Arts - Workforce Fellowship Program (Round 9)	\$32,500	\$117,480	\$-	
Council on the Arts - Workforce Investment (Round 9)	\$44,300	\$177,379	\$-	
Council on the Arts - Workforce Investment (Round 9)	\$27,000	\$207,100	\$-	
Council on the Arts - Workforce Investment (Round 9)	\$29,000	\$337,400	\$-	
Council on the Arts - Workforce Investment (Round 9)	\$49,650	\$197,300	\$-	
Market New York	\$150,000	\$187,500	\$-	
Council on the Arts - Workforce Investment (Round 9)	\$15,000	\$40,000	\$-	
Council on the Arts - Workforce Fellowship Program (Round 9)	\$32,500	\$250,748	\$-	
Council on the Arts - Workforce Investment (Round 9)	\$17,300	\$41,600	\$-	
Council on the Arts - Workforce Investment (Round 9)	\$40,000	\$206,800	\$-	
Council on the Arts - Workforce Investment (Round 9)	\$35,950	\$107,850	\$-	
ESD - Strategic Planning and Feasibility Studies	\$50,000	\$100,000	\$-	

CFA System Application Number	Applicant Name	Project Name	Agency Name
94269	Clubbed Thumb, Inc.	Workforce Training and Development Programs	Arts
94341	Teachers & Writers Collaborative	Workforce Expansion	Arts
94349	Brooklyn Youth Chorus Academy, Inc.	Workforce Training and Development Programs	Arts
94426	King Manor Association of Long Island	Workforce Expansion	Arts
94482	Target Margin Theater	Workforce Expansion	Arts
94509	Red Bull Theater, Inc.	Workforce Expansion	Arts
94510	Soho Repertory Theatre, Inc.	Workforce Expansion	Arts
94567	Aaron Davis Hall, Inc. d/b/a Harlem Stage	Workforce Expansion	Arts
94592	Beam Center	Workforce Expansion	Arts
94594	Roulette Intermedium, Inc.	Workforce Training and Development Programs	Arts
94630	New Lab	New Lab Building 127	ESD
94700	Cumbe Center for African and Diaspora Dance	Workforce Expansion	Arts
94820	Pregones Puerto Rican Traveling Theater, Inc.	Workforce Expansion	Arts
94857	Groundswell Community Mural Project, Inc.	Workforce Expansion	Arts
94873	Artists Space	Workforce Expansion	Arts
94944	New York University	NYU Net Zero Energy for Economic Development	NYSERDA
95076	Vornado Realty Trust	Induction Air Valves Project	NYSERDA

Program Name	CFA Award Amount	Total Project Cost	Grant Money Dispersed to Date	Status
Council on the Arts - Workforce Fellowship Program (Round 9)	\$50,000	\$196,800	\$-	
Council on the Arts - Workforce Investment (Round 9)	\$40,000	\$161,360	\$-	
Council on the Arts - Workforce Fellowship Program (Round 9)	\$25,000	\$67,190	\$-	
Council on the Arts - Workforce Investment (Round 9)	\$28,000	\$117,000	\$-	
Council on the Arts - Workforce Investment (Round 9)	\$20,100	\$55,118	\$-	
Council on the Arts - Workforce Investment (Round 9)	\$49,650	\$152,000	\$-	
Council on the Arts - Workforce Investment (Round 9)	\$49,650	\$168,750	\$-	
Council on the Arts - Workforce Investment (Round 9)	\$56,250	\$257,500	\$-	
Council on the Arts - Workforce Investment (Round 9)	\$49,650	\$183,000	\$-	
Council on the Arts - Workforce Fellowship Program (Round 9)	\$37,500	\$123,064	\$-	
Empire State Development Grant Funds	\$1,000,000	\$1,000,000	\$-	
Council on the Arts - Workforce Investment (Round 9)	\$32,500	\$81,260	\$-	
Council on the Arts - Workforce Investment (Round 9)	\$50,000	\$158,200	\$-	
Council on the Arts - Workforce Investment (Round 9)	\$22,500	\$90,000	\$-	
Council on the Arts - Workforce Investment (Round 9)	\$25,000	\$128,037	\$-	
Net Zero Energy for Economic Development	\$2,000,000	\$2,670,000	\$-	
Commercial & Industrial Carbon Challenge	\$1,748,340	\$9,349,000	\$-	

PHOTO CREDITS

Cover: <https://unsplash.com/photos/9HZDbU66-dc>

p. 4: <https://unsplash.com/photos/oadAq2IzMS0>

p. 6: <https://unsplash.com/photos/rGbrBFLJSkg>

p. 8: Colette Castellano (Auster Agency); Gregg Richards, Brooklyn Public Library

p. 9: <https://unsplash.com/photos/3BYQICy131s>

p. 12: Bronx Kreate Hub

p. 13: Great Performances

p. 14: Leven Betts/Janus Property

p. 21: Downtown Brooklyn + Dumbo Art Fund

p. 24: <https://unsplash.com/photos/ZkjKEgK90p0>

p. 30: <https://unsplash.com/photos/048x7ARgLtA>

p. 36: https://unsplash.com/photos/kQpu_0l7kZ8

p. 37: Nanotronics Imaging



**New York City
Regional Economic
Development Council**