

LONG ISLAND

COMPLETING THE PUZZLE

2018
UPDATE



**Long Island Regional
Economic Development Council**

VISION STATEMENT

For Long Island's economy, innovation has been our past and will be our future. This is a region whose agriculture and fishery harvests have fed the nation, whose natural assets have inspired poets and tourists alike, whose businesses produced the aircraft that helped win a world war and first put men on the moon and whose institutions cracked the genetic code. Long Island will reassert itself as a global center for innovation and the model for a knowledge-based suburban economy that creates new high-paying jobs and improves the quality of life for every one of our residents.

The Long Island Regional Council's vision for long-term economic growth is characterized by increased collaboration among academia, the private and public sectors and labor to protect and grow our advanced manufacturing base while encouraging innovation in the life sciences, information technology, clean energy, defense and homeland security industry clusters.

To accomplish this, we will build on the successes of our existing businesses, commercialize the valuable research conducted at our world-class research institutions, and strengthen our highly skilled and educated workforce. At the same time, we will be vigilant in promoting and protecting our unrivaled natural resources and in providing equal opportunity in housing, employment and education. Furthermore, we will continue to invest in our students, transportation, housing and sewer infrastructure, as well as our tourism and harvest-based agriculture and fishery industries. Our goal is to support a sustainable, innovative and inter-connected job-generating economy that also redevelops areas suffering from disinvestment and mobilizes the entire region for years to come.

Long Island Regional Economic Development Council

October 1, 2018

Dear Commissioner Zemsky:

The Long Island Regional Economic Development Council is proud to present the evolving vision of our Strategic Plan for economic growth. Our continued emphasis on innovation and inclusion, as well as collaboration and consensus, reflects the dedication of dozens of Council and Work Group volunteers. These members devoted the past year to reviewing our accomplishments over the first seven years and recommended new projects that were developed with our stakeholders throughout Long Island to advance our strategies. Beyond our steadfast commitment to our Opportunity Agenda in Wyandanch, which is rising anew before our very eyes, our goal remains the creation of an Opportunity Economy for *all* Long Island, regardless of race, ethnicity, community, educational level or industry sector.

In fact, a measure of our success is the sea change in our mission: Where the LIREDC began its journey seven years ago with an obsessive focus on creating jobs, now we have shifted to filling the tens of thousands of jobs we've generated and retained.

Included in this document are the Progress Report, Round Eight project recommendations, a deep dive into the economics of the region, especially a comprehensive look at the "skills gap," and a rollout of our third Downtown Revitalization Initiative awardee, the diverse and underserved hamlet of Central Islip. In addition to promoting our biotech industry cluster and emphasizing sustainable practices, especially in our legacy agricultural sector, we believe our priorities continue to meet Governor Andrew Cuomo's catalytic challenge to create transformative change.

We are especially proud of how, even in our eighth year, our Work Groups continued to collaborate and strategize throughout the year to keep our strategies fresh and our pipeline of projects flowing. Their meetings remain exciting, alive with new ideas and relationships. We pay attention to our stakeholders. A key to our progress has been the cross-pollination between work groups that has broken down walls between, people, institutions, companies, communities, and sectors. Our theme song, if you will, is a riff off the old spiritual: "The hip bone's connected to the thigh bone, the thigh bone's connected to the knee bone..." That is, everything we do in one cluster or pillar is related and even energized by what we do in the others.

The Council would like to applaud your leadership and that of Lt. Gov. Kathleen Hochul and Governor Cuomo. The Long Island region was desperately in need of the encouragement to collaborate that came with the creation of the regional councils and the competition for funding. And finally, we can say without a shred of doubt that we are as energized—as a council and a region—as the day the council held its first meeting more than seven years ago. We remain dedicated to our core mission—creating jobs and changing lives, one investment at a time.

Sincerely,



Kevin S. Law

President & CEO, Long Island Association



Stuart Rabinowitz

President, Hofstra University

CHAIRWOMAN



Kathleen C. Hochul
Lieutenant Governor
New York State

CO-VICE CHAIRMEN



Kevin S. Law
President
Long Island Association



Stuart Rabinowitz
President
Hofstra University

LONG ISLAND REGIONAL ECONOMIC DEVELOPMENT COUNCIL

Linda Armyn
SVP Corporate Affairs, Bethpage
Federal Credit Union

Noreen Carro
Owner, LMN Printing Co., Inc.

John Costanzo
President, Purolator International

Resi Cooper
President, Cooper Consulting

John DeCelle
President & CEO, Nassau Financial
Federal Credit Union

John R. Durso
President, Long Island Federation of
Labor

Lutricia (Pat) Edwards
Vice President for Community
Development Long Island, Citigroup

Tracey A. Edwards
Regional President
(retired) Verizon Communications

Doon Gibbs, Ph.D.
Director, Brookhaven National
Laboratory

Elaine Gross,
President & CEO, ERASE Racism

Harvey Kamil
Vice Chairman, NBTY, Inc.

Dave Kapell
President, Kapell Real Estate, Inc.

Seymour Liebman
Executive VP, CEO Officer and General
Counsel, Cannon U.S.A. Inc.

Jim Morgo
President, Morgo Public Private
Strategies, Inc.

John Nader
President, Farmingdale State College

Belinda Pagdanganan
Government Relations Manager,
National Grid

Desmond M. Ryan
Consultant, Long Island Contractor's
Association, LLC

Paulette Satur
President, Satur Farms, LLC

Anne D. Shybunko-Moore
President/Owner, GSE Dynamics, Inc.

Samuel L. Stanley Jr., M.D.
President, Stony Brook University

Hon. Phil Boyle*
NYS Senator, District 4

Steve Bellone*
County Executive, Suffolk County

Laura Curran*
County Executive, Nassau County

Ed Romaine*
Supervisor, Town of Brookhaven

Angela Carpenter*
Supervisor, Town of Islip

Laura Gillen*
Supervisor, Town of Hempstead

Joseph Saladino*
Supervisor, Town of Oyster Bay

* Indicates an Ex-Officio Member

TABLE OF CONTENTS



1	EXECUTIVE SUMMARY/THE BIG PICTURE	1
2	PROOF OF PROGRESS	2
A	STATE OF THE REGION	3
	GENERAL ECONOMIC INDICATORS	4
	QUALITY OF LIFE INDICATORS	8
	KEY REGIONAL INDICATORS	10
B	STATUS OF PAST PRIORITY PROJECTS	12
	PRIORITY PROJECT STATUS	13
	MAPPED STATUS OF PAST PRIORITY PROJECTS	
	AGGREGATED STATUS OF ALL PAST PRIORITY PROJECTS	19
	LEVERAGE OF STATE INVESTMENTS IN ALL PAST PRIORITY PROJECTS	19
C	STATUS OF ALL PROJECTS AWARDED CFA FUNDING	20
	AGGREGATED STATUS OF ALL CFA PROJECTS	21
	LEVERAGE OF STATE INVESTMENT IN ALL CFA PROJECTS	21
	JOB CREATION.....	22
3	IMPLEMENTATION AGENDA	23
	WORKFORCE DEVELOPMENT	24
	INNOVATION AND INDUSTRY CLUSTER	28
	PLACEMAKING	32
	TRADEABLE SECTORS	35
	NATURAL ASSETS AND TOURISM	39
	OPPORTUNITY AGENDA	44
	PRIORITY PROJECT DESCRIPTIONS	46
	MAP OF PROPOSED PRIORITY PROJECTS	
	OVERALL INVESTMENT RATIO FOR PROPOSED PRIORITY PROJECTS	
	ESD PROPOSED PRIORITY PROJECTS RELATING TO STATE PROPERTIES	62
	NON-ESD PROPOSED PRIORITY PROJECTS RELATING TO STATE PROPERTIES....	64
4	PARTICIPATION	68
	WORK GROUPS	68
	PUBLIC ENGAGEMENT	69
5	DOWNTOWN REVITALIZATION INITIATIVE	71

6

APPENDIX I - KEY STRATEGIES
 APPENDIX II
 STATUS OF ALL CFA PROJECTS



SECTION

1

THE BIG PICTURE EXECUTIVE SUMMARY



HOFSTRA
UNIVERSITY

ROBOTICS & ADVANCED MANUFACTURING LABORATORY

NO
FOOD
OR
BEVERAGES
ALLOWED



THE BIG PICTURE / EXECUTIVE SUMMARY

The great news for Long Island – and we have a lot of great news – is also our greatest challenge.

It's a paradigm-shifting shortage of talented tech and other workers. And the Long Island Regional Economic Development Council is committed to confronting it the way we always have taken on challenges – strategically, collaboratively, driven by data, informed by community input, and with New York State as a supportive partner.

In 2011, when the LIREDC embarked on Governor Andrew Cuomo's innovative new approach to building the economy, Nassau-Suffolk was barely limping out of the Great Recession. The official unemployment rate was flirting with eight percent, but the real number – including those who had given up even looking for work – was far higher.

In our poorest places, the toll on families was especially tragic. That's why we focused on creating as many jobs as possible with a particular focus on underserved people and places.

Since then the region has rebounded. Thanks to a strong national economy and smart local investment by the state and private businesses, a record number of Long Islanders are working – an astonishing 1.371 million with an unemployment rate of around 4 percent. We are especially pleased that since 2011 LIREDC-recommended training programs, such as the United Way of Long Island's VetsBuild, have helped halve the number of unemployed veterans. Progress like that validates the work that led to our selection as state "top performer" in five of seven years, bringing in \$570.1 million for 688 local projects – the vast majority of which have been completed or are on schedule.

1.371 MILLION JOBS

Even the loss of manufacturing jobs has slowed, and gains in the innovation stalwart of advanced manufacturing have proven the worth of LIREDC's sweat and strategies. With Long Island's world-class research institutions and businesses working together as never before, employment in our cluster-of-choice – life sciences – account for an out-sized 27.7% of the state's total employment in that sector. More meaningfully, the 3.1% life sciences job growth rate on Long Island since the LIREDC began its work seven years ago has outpaced the state. Pharmaceutical manufacturing, a key feeder to the life sciences pipeline, has added the most jobs in this cluster – jobs that pay above the regional average.

From highly-trained engineers, nurses and programmers to unskilled laborers and other low-wage workers, Long Island is again a land of opportunity for upward mobility in every community.

we've generated. We're especially lacking the scientists, engineers, technicians and others essential to our strategy – our dream – of transforming Long Island into an international center for bio-technology, advanced manufacturing and other knowledge-based industries. By stifling growth and innovation, this "skills gap" is both a short- and long-term threat to our economy. And that's why the LIREDC is focused on proven training and education programs – beginning even before high school – to create a pathway to prosperity for workers and businesses.

The shortage has inspired some businesses to be aggressive and creative. Dealertrack, a software developer for auto dealers, "is using yoga, a gleaming new North Hills headquarters and even indoor cricket to lure tech talent," according to Newsday. "That package includes a fourth-floor terrace, huge video walls at the entrance and in the auditorium, and a basketball court that can be repurposed for volleyball, yoga and — in an effort to appeal to tech-savvy recruits from the Indian subcontinent — an indoor version of cricket."

To keep the 550-employee Dealertrack on Long Island, the State and Nassau County provided \$19 million in incentives. That's a collaborative measure of the commitment to expand our innovation ecosystem and provide career opportunities to an ethnically and economically diverse array of workers, including many who might otherwise take their skills to Manhattan and elsewhere.

But solving the skills puzzle overall isn't just a matter of helping a handful of promising employers and connecting a few workforce-training pieces; that's not how the LIREDC approaches economic development.

By investing tens of millions of dollars specifically in the self-sufficiency of our poorest communities – by creating a credible Opportunity Economy for all – it's not just the underserved in Wyandanch, Huntington Station and other Opportunity Agenda locations that have benefited: The entire region has risen on the wings of such success.

So what's not to like? And why do we still need state support?

The biggest problem for Long Island – one of several with which we continue to grapple – is a shortage of people qualified to fill the jobs

\$570.1M FOR 688 PROJECTS

We have learned that each of the state's strategic pillars – innovation, place-making, workforce development and tradeable sectors – needs to be viewed as a single supporting structure. Just as the “hip bone’s connected to the thigh bone” in the old spiritual, we know that we can’t create an innovation ecosystem without more top-flight workers, especially bright, energetic Millennials. But we also know that they won’t come in the droves we need – not when their skills are being sought around the world – unless we build affordable rentals clustered in “cool downtowns” with public transportation and other urban-like amenities. And we know that building higher above ground isn’t possible without taking care of business below ground – that least sexy of infrastructure necessities, a sturdier sewer system.

“Millennials want to live in a downtown area,” Governor Cuomo said recently at the announcement of our third Downtown Revitalization recipient, the majority Latino hamlet of Central Islip. “They don’t want to sit in a car. They want to be able to walk to a restaurant. They want to be able to walk to the train. They want to be able to walk to a cafe. That’s how they are oriented.”

Unfortunately, the region has a housing gap that tracks the skills gap. A recent study by the New York City planning agency showed that since the turn of the century Long Island has created 110,000 new jobs but only 60,000 housing units. That compares poorly to the rest of downstate; so too does our percentage of rentals to overall housing stock. And even with a rise in commuting from the city providing some new workers, that’s not a formula for sustainable economic growth.

But our efforts to grow affordable rentals has been paying off. “Efforts undertaken by the council to add to the region’s affordable multi-unit housing stock may have played a role in slowing the out-migration of Long Islanders,” according to an analysis prepared for the LIREDC. “The region ranks among the highest in the state in population retention, second to Western New York.”

By the same “connected-to” token, the care we have spent building up our downtowns and providing waste treatment also has helped us realize strategic goals in preserving existing open space and protecting our valuable natural assets – the bays and beaches, the farms and forests – that millions of visitors from around the world find so alluring. The nearly \$6 billion spent by tourists – the highest in the state outside New York City – not only goes into paychecks and profits but into government coffers as sales taxes. Along with Gov. Cuomo’s property tax cap, the revenue, in turn, eases the local tax burden that funds the brunt of critical services, such as police and healthcare.

Thus, our “secret sauce” for a strong, sustainable economy is in nurturing a virtuous, self-reinforcing cycle of growth. And while our work groups again focused intently on the strategic pillars within their purview, the council itself is mindful of their inter-dependencies and the need to strengthen the institutional relationships they represent. More and more, educators at every level are collaborating with businesses so their students have the training to step on the production floor or research lab of a cutting edge company. More

3.1%
JOB GROWTH

and more, major research institutions – such as Cold Spring Harbor Lab, Brookhaven National Lab, Northwell Health, Stony Brook University and others – are working together to commercialize discovery that can create jobs and save lives.

More and more, our innovation ecosystem has been enriched by the engagement of secondary and even primary school educators, especially the three “career-oriented” Boards of Cooperative Educational Services, who now are sitting at the planning tables with representatives from our community colleges, universities, other research labs and the businesses hungry to hire their students. Yes, the “hip bone” of a new robotics camp for “tweens” is connected to the “thigh bone” of a Big Data engineering curriculum for PhDs – both of which, and others on the continuum of collaboration, we’ve funded.

27.7%
OF STATE
LIFE SCIENCE
EMPLOYMENT

But, still, there are problems – beyond the fresh one of jobs going begging. While our growth is strong, some other regions of the state have grown faster. Although we have seen a sea change in the willingness of local governments and institutions to work together – instead of at cross purposes as was common before the LIREDC – there is still too much nay-saying and NIMBYism that impedes progress. And even in the midst of renewed prosperity – even despite our obsessive focus on underserved communities – the poverty rate of 6.7 percent (in 2016) is the highest since the Great Depression.

That’s why it’s critical that the state continue to see Long Island as worthy of its economic investment dollars. And as the 80 percent success rate for our projects indicates, we will make good on our promise to spend these dollars wisely.

One continuing reason for our success cannot be overstated: The quality and commitment of the hundreds of volunteers on the Council and its work groups. The members mirror the transformative new diversity in “America’s First Suburb,” a mix of various racial and professional backgrounds who collectively spend thousands of hours meeting with the public and elected officials, reevaluating LIREDC strategies and advocating for the region. This helps explain why this year applications for state support rose four percent on Long Island, while the rest of the state dropped four percent. The businesses respect us and trust the process. As stewards of the local economy, the LIREDC has remained available to help local governments meet Governor Cuomo’s desire to create economies of scale through shared services. Additionally, Council and work group members – as well as the skillful and dedicated ESD staff – have generated a critical mass of support for major projects not directly related to the LIREDC, such as the LIRR Third Track.


But our main objective is to learn from the past, from the many successes and few failures, and look to the future. That’s why we are excited about our Round Eight Priority Projects that both advance our strategies for the Innovation, Placemaking, Workforce Development, Tradeable Sectors and Natural Assets/Tourism pillars and – most importantly – tie them together to synergize Long Island as a job-generating engine of growth for all New Yorkers.

An aerial view of a detailed architectural model of a city at night. The scene features several large, multi-story buildings with illuminated windows and balconies. A central plaza is filled with greenery, including trees and a fountain. The streets are paved and populated with miniature cars and figures of people. A large, semi-transparent white circle is overlaid on the right side of the image, containing text.

SECTION II
PART
A

STATE OF THE REGION

1) GENERAL ECONOMIC INDICATORS



With help from regional economic initiatives, Long Island is in its eighth year of recovery since the Great Recession, and the pace of growth is accelerating. Our labor market remains stronger than ever. As of June 2018, the number of jobs in the region and the number of employed residents has reached record levels and our labor force is near record highs.

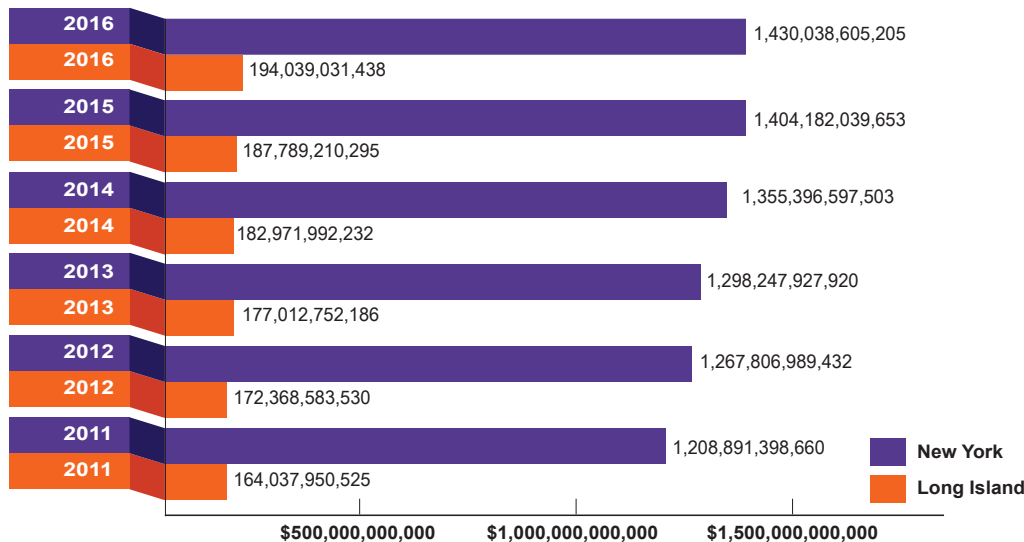
Since 2011, Long Island's gross regional product grew by an average of 3.1% per year. In 2016, the region grew by 3.3%, outpacing the state's 1.8% growth. Global exports from the region grew by \$554.6 million between 2011 and 2016. The regional economy added over 89,200 jobs, more than 5,600 new firms and \$13.2 billion in additional wages between 2011 and 2017.

Excluding New York City, Long Island had the highest private sector wages in the state at \$57,489 in 2017. After several years of declines, the employment in the public sector has increased slightly by 0.3% over the last year.

Long Island	Long Island 2017	New York 2017	LI Progress 2016-17	NY Progress 2016-17	LI Progress 2011-17	NY Progress 2011-17
Number of Establishments	106,398	639,448	1.6% ↑	1.8% ↑	5.6% ↑	9.6% ↑
Private Sector	104,783	624,985	1.6% ↑	1.8% ↑	5.5% ↑	9.1% ↑
Public Sector	1,616	14,461	.6%	.5%	14%	43.0%
Avg. Annual Empliments	1,285,482	9,724,294	1.0% ↑	1.3% ↑	7.5% ↑	9.8% ↑
Private Sector	1,106,412	7,899,438	1.2% ↑	1.5% ↑	9.4% ↑	12.1% ↑
Public Sector	179,070	1,374,855	.3%	.2%	-3.1% ↓	-1.3% ↓
Total Annual Wages	\$76,841,498,856	\$654,177,333,868	3.0% ↑	5.2% ↑	20.8% ↑	25.4% ↑
Private Sector	\$63,606,623,651	\$567,576,699,870	3.0% ↑	5.5% ↑	23.6% ↑	27.7% ↑
Public Sector	\$13,234,875,205	\$86,600,598,498	2.8%	2.9%	8.8%	12.5%
Average Annual Wages	\$59,776	\$70,537	1.9% ↑	3.8% ↑	12.4% ↑	14.2% ↑
Private Sector	\$57,489	\$71,850	1.9% ↑	4.0% ↑	13.0% ↑	13.9% ↑
Public Sector	\$73,909	\$62,989	2.5%	2.7%	12.2%	14.0%

Source: Quarterly Census of Employment and Wages

GROSS REGIONAL PRODUCT

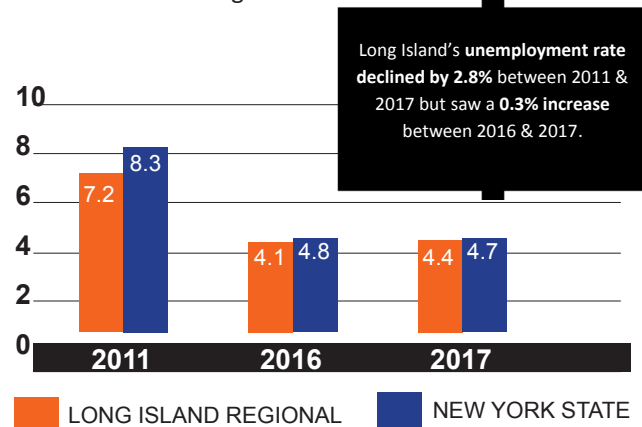


EXPORT VALUE

	LONG ISLAND	NEW YORK STATE
2011	\$15,048,626,060	\$118,009,673,700
Change '2011 - 12'	↑ \$505,655,250	↑ \$1,801,103,200
2012	\$15,554,281,310	\$119,810,776,900
Change '2012 - 13'	↑ \$258,739,160	↑ \$6,354,668,000
2013	\$15,813,020,470	\$126,165,444,900
Change '2013 - 14'	↑ \$70,181,490	↑ \$5,687,344,400
2014	\$15,883,201,960	\$131,852,789,300
Change '2014 - 15'	↓ \$-32,119,180	↓ \$-813,487,500
2015	\$15,851,082,780	\$131,039,301,800
Change '2015 - 16'	↓ \$-257,832,510	↓ \$-3,296,962,700
2016	\$15,593,250,270	\$127,742,339,100

UNEMPLOYMENT RATE

As more unemployed residents and formerly discouraged workers found work, the region's unemployment rate fell to 4.4% in 2017 from 7.2% in 2011 while our labor force grew.



Note: Prepared by NYS Department of Labor, Division of Research & Statistics
Source: American Community Survey 2012 and 2016 One-Year Estimates

LABOR FORCE PARTICIPATION RATE

From 2012-2016 Long Island saw a steady decline in the labor force participation rate going from 65.1% to 64.7%.

	Labor Force 2012	Labor Force 2015	Labor Force 2016
Long Island	65.1%	64.9%	64.7%
New York	63.5%	63.1%	63%

LABOR FORCE PARTICIPATION RATE OF POPULATIONS 25-64 WITH LESS THAN A HS DIPLOMA

While Long Island prides itself on its highly skilled and educated workforce, 8.6% of the population aged 25 to 64 do not have a high school education. Despite a strengthening labor market and better job prospects, 5,000 more Long Islanders without a diploma dropped out of the labor market since 2012.

	Labor Force 2012	Labor Force 2015	Labor Force 2016
Long Island	71.9%	67.7%	67.9%

Note: Prepared by NYS Department of Labor, Division of Research & Statistics
Source: Table C23001 American Community Survey 2012 and 2016 One-Year Estimates

VETERAN UNEMPLOYMENT RATE

Thanks to training programs funded by REDC grants, such as the VetsBuild project through the United Way of Long Island, the number of unemployed veterans has more than halved since 2012.

	2012 Vet. Population	2012 % Unemployment	2016 Vet. Population	2016 % Unemployment	% Change 2012-2016
VETERANS LI REGION	52,321	6.4%	34,127	3.6%	-2.8% ↓
VETERANS NY REGION	415,007	8.8%	313,929	5.8%	-3.0% ↓

LABOR FORCE EMPLOYMENT BY AGE GROUP

The increasing number of older workers is one of the most significant changes occurring in Long Island's economy, affecting every industry in the region. Slow overall population growth combined with an aging population can limit future economic growth. Since 2012, Long Island's population increased by only 1.2%. While the number of residents aged 55 and over increased by 73,100, or 9.2%, the cohort aged 25 to 44, which includes millennials, decreased by 16,800. Data show that the region's older population are working longer. The percentage of 55 to 64 year olds in the labor force increased from 70.7% in 2012 to 71.7% in 2016, and the percentage of people aged 65 and older in the labor force increased from 20.5% to 21.5%. Although the percentage of Millennials in the labor force decreased by 2.4% since 2012, the number employed increased slightly by 0.2%.

Age	PERCENTAGE EMPLOYED IN LABOR FORCE					
	Long Island 2012	Long Island 2015	Long Island 2016	New York 2012	New York 2015	New York 2016
16-24	43.2%	46.9%	47.5%	41.6%	44.4%	45.5%
25-44	78.4%	80.4%	80.5%	75.6%	77.9%	78.2%
45-54	80%	80.4%	81.8%	75.3%	76.3%	77.2%
55-64	66.4%	69.5%	68.9%	61.2%	63.1%	63%
65 & over	19%	20.7%	20.8%	16.2%	17.4%	17.7%

SECTOR DATA

ADVANCED MANUFACTURING

Nearly one fifth of the advanced manufacturing jobs in New York State are on Long Island. While the sector is shrinking in terms of employment and number of firms, the pace of job loss has been slowing in recent years. In fact, companies across a variety of industries have been reporting they are hiring but are having difficulty finding skilled workers. In order to attract such workers, annual wages have been increasing. Industry wages rose 5.3% between 2011 and 2017 and the sector's average annual wage – \$74,110 in 2017 – is among the highest on Long Island across sectors. Pharmaceutical manufacturing has been the largest job generator in the region adding nearly 1,200 jobs over the last six years.

	LI 2011	NY 2011	LI 2016	NY 2016	LI 2017	NY 2017	LI Change 2011-2017	LI Change 2016-2017	NY Change 2011-2017	NY Change 2016-2017
Employment	40,284	213,231	36,745	198,584	36,125	196,000	-10.3% ↓	-1.7% ↓	-8.1% ↓	-1.3% ↓
% of All NYS Employment	18.8%	--	18.5%	--	18.4%	--	-0.4% ↓	-0.1% ↓	--	--
Avg. Annual Wage	\$70,413	\$72,345	\$74,379	\$77,955	\$74,110	\$79,424	5.3% ↑	-0.4% ↓	9.8% ↑	1.9% ↑
Establishments	1,192	5,333	1,119	5,262	1,098	5,250	-7.9% ↓	-1.9% ↓	-5.1% ↓	-0.2% ↓

Source: Quarterly Census of Employment and Wages

LIFE SCIENCE


Long Island's world-class research institutions and businesses are an integral part of the region's economy. Employment in the life sciences accounts for 27.7% of the state's total employment in that sector, and 3.1% job growth in that sector between 2011 and 2017 has far outpaced the state. Pharmaceutical manufacturing, a major player in the life sciences pipeline, has added the most jobs in this cluster. Jobs pay above the regional average and total wages increased 10.7% since 2011.

	LI 2011	NY 2011	LI 2016	NY 2016	LI 2017	NY 2017	LI Change 2011-2017	LI Change 2016-2017	NY Change 2011-2017	NY Change 2016-2017
Employment	24,027	88,983	24,597	90,804	24,767	89,315	3.1% ↑	0.5% ↑	0.7% ↑	-1.6% ↓
% of All NYS Employment	27%	--	27%	--	27.7%	--	0.7% ↑	--	0.7% ↑	--
Avg. Annual Wage	\$59,583	\$71,568	\$64,136	\$86,863	\$63,998	\$91,546	7.4% ↑	-0.2% ↓	27.9% ↑	5.4% ↑
Establishments	566	2,918	592	3,141	576	3,068	1.8% ↑	-2.7% ↓	5.1% ↑	-2.3% ↓

Source: Quarterly Census of Employment and Wages

FOOD AND AGRICULTURE

The burgeoning food cluster on Long Island continues to grow, adding over 1,200 jobs since 2011. The nearly 8% growth in firms may be attributed to the growing number of small businesses with ethnic and other specialty products, which have been supported by investments in necessary infrastructure to help the food cluster ecosystem. Total wages have increased by 25.7%, faster than the job growth rate, indicating the addition of higher paying jobs.



	LI 2011	NY 2011	LI 2016	NY 2016	LI 2017	NY 2017	LI Change 2011-2017	LI Change 2016-2017	NY Change 2011-2017	NY Change 2016-2017
Employment	6,584	56,455	7,206	65,203	7,812	67,337	18.7% ↑	8.4% ↑	19.3% ↑	3.3% ↑
% of All NYS Employment	11.6%	--	11%	--	11.6%	--	↔	0.6% ↑	--	--
Avg. Annual Wage	\$38,220	\$40,251	\$40,704	\$44,399	\$40,476	\$46,233	5.9% ↑	-0.6% ↓	14.9% ↑	4.1% ↑
Establishments	397	2,741	428	3,177	428	3,239	7.8% ↑	↔	18.2% ↑	2% ↑

DID YOU KNOW BETWEEN 2011 & 2017...

ADVANCED MANUFACTURING
AVERAGE ANNUAL WAGES
INCREASED BY 5.3%.

AVERAGE ANNUAL WAGES
IN LIFE SCIENCES
ROSE BY 7.4%.

AGRICULTURAL SECTOR
EMPLOYMENT INCREASED
BY 18.7%.

2) QUALITY OF LIFE INDICATORS

While Long Island's economy is doing well, poverty remains a significant challenge to the region. Compared to New York State as a whole, overall poverty levels on Long Island are lower, but have increased from 6.0 percent in 2011 to 6.7 percent in 2016. This is the highest level of poverty in the region in nearly 60 years. The federal poverty level threshold is \$27,950 for a family of four, which does not take into account Long Island's high cost of living. Since the Affordable Care Act was enacted in 2010, however, fewer residents lack health insurance than ever before. The regional uninsured rate declined from 9.5 percent in 2012 to 7.1 percent in 2016.

Long Island's tourism industry, which includes world-class outdoor and indoor recreational opportunities and an abundance of cultural and historic sites, enhances quality of life for all residents. Visitor spending rose by 3.0 percent between 2015 and 2016, and pumped an additional \$5.6 billion into the regional economy.

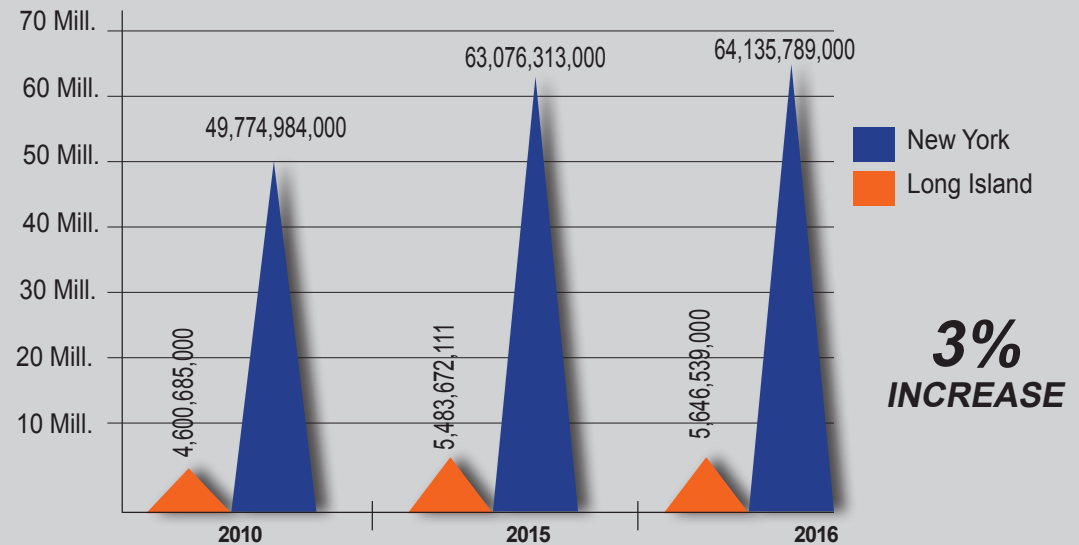
PERCENTAGE WITHOUT HEALTH INSURANCE

	2012	2015	2016	1 year Progress	4 year Progress
Long Island	9.5%	8%	7.1%	.9% ↓	2.4% ↓
New York State	11.3%	9.7%	8.6%	1.1% ↓	2.7% ↓

POVERTY RATES

	LI 2011	NY 2011	LI 2015	NY 2015	LI 2016	NY 2016	1 Yr Regional Progress	5 Yr Regional Progress
Under 18	7.6%	21.2%	8.5%	4.9%	8.7%	21.9%	0.2% ↑	1.1% ↑
18-64	5.6%	13.7%	6.2%	9.2%	6.3%	14.2%	0.1% ↑	0.7% ↑
Older than 65	5.4%	11.3%	5.4%	1.6%	5.3%	11.4%	-0.1% ↓	-0.1% ↓
Total	6%	15.1%	6.6%	15.7%	6.7%	15.5%	0.1% ↑	0.7% ↑

TOURISM SPENDING



Source: Tourism Economics

MIGRATION

Efforts undertaken by the council to add to the region's affordable multi-unit housing stock may have played a role in slowing the out-migration of Long Islanders. The proportion of Long Islanders who stayed increased from 97.5% in 2015 to 97.6% in 2016 and the region ranks among the highest in the state in population retention, second to Western New York. Meanwhile, 3,400 fewer individuals left New York State, an 8.3% decrease from 2015. A relatively strong New York City economy and potential for higher wages attracted more Long Island workers in 2016. The number of Long Islanders who work and live in the same region of the state decreased by 1.2% between 2015 and 2016. 77.3% of Long Islanders work in-region.

With nearly one in five residents working in New York City, mass transit is critical to the health of the region's economy. Long-overdue infrastructure improvements in the LIRR are necessary to keep commute times from growing. Long Island had the second longest average commute time in the state, at 33.7 minutes in 2016, unchanged from the previous year.

<i>Migration for Population 2015 to 2016</i>	<i>New York State</i>	<i>Long Island</i>
<i>population one year and over 2015</i>	19,569,798	2,831,381
<i>stayed in same region from 2014-2015</i>	19,161,940	2,760,545
<i>%stayed in same region from 2014 to 2015</i>	97.90%	97.50%
<i>left New York state in 2015</i>	444,955	48,688
<i>%Left New York in 2015 population - 2016</i>	2.30%	1.70%
<i>stayed in same region from 2015 to 2016</i>	19,090,138	2,828,507
<i>%stayed in same region from 2015 to 2016</i>	97.80%	97.60%
<i>Left New York State 2016</i>	441,538	44,661
<i>% Left New York State 2016</i>	2.30%	1.60%
<i>%Change in NYS Leavers 2015 to 2016</i>	-0.08%	-8.30%

COMMUTING

<i>Regional Commutation for the Civilian Employed 2015-2016</i>	<i>New York State</i>	<i>Long Island</i>
<i>Civilian Employed 2015</i>	9,270,251	1,403,730
<i>Mean Travel Time to Work (Minutes) 2015</i>	33	33.7
<i>Median Travel Time to Work (Minutes) 2015</i>	30	25
<i>Live and Work in Same Region 2015</i>	8,225,690	1,090,399
<i>% Live and Work in Same Region 2015</i>	88.70%	77.70%
<i>Civilian Employed 2016</i>	9,240,403	1,394,500
<i>Mean Travel Time to Work (Minutes) 2016</i>	33.4	33.70%
<i>Median Travel Time to Work (Minutes) 2016</i>	30	25
<i>Live and Work in Same Region 2016</i>	8,184,727	1,077,375
<i>% Live and Work in Same Region 2016</i>	88.60%	77.30%
<i>% Change in Civilian Employed 2015 to 2016</i>	-0.30%	-0.70%
<i>% Change in work and live in same region from 2015 to 2016</i>	-0.50%	-1.20%

IMMIGRATION ON LONG ISLAND

DID YOU KNOW:

Foreign-born population:

56% are naturalized

44% are not naturalized.

49% of our population speaks a language other than English at home.

El Salvador, India, China, Haiti and Jamaica are the top countries of birth of foreign born individuals.

Spanish, Chinese, Italian, French Creole and Korean are the top five foreign languages spoken in our region.

3) KEY REGIONAL INDICATORS

We try to keep things real. As much as we'd like to crow about all our accomplishments and the data that supports them, we also know that not all the numbers speak well for Long Island. We know we have a lot of work to do. What follows are a smattering of key regional indicators – the good news and bad – that drive many of our decisions on strategies and project selection. While we are happy to accept kudos for what's going well, we don't kid ourselves about the challenges. And we are determined to work even harder to meet them for the benefit of all Long Islanders.

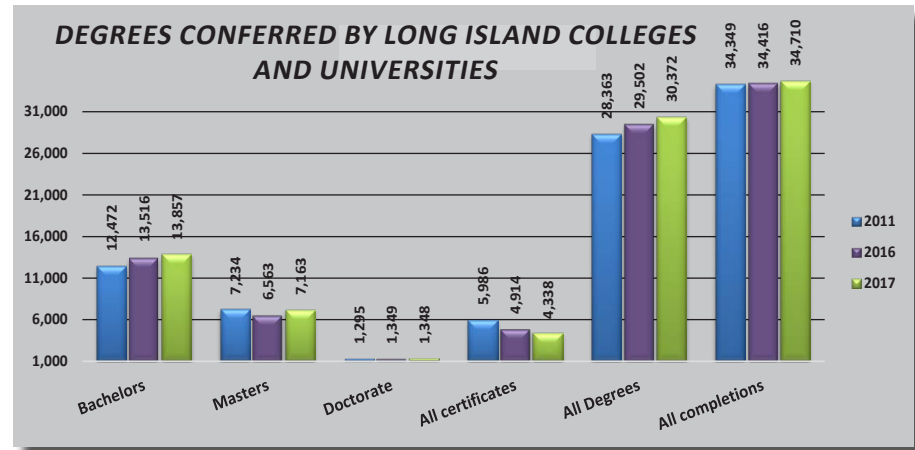
Engineering Enrollment	2011	2017	Change	% Change
Stony Brook University	872	5785	4913	563.42%
New York Institute of Technology	1780	2351	571	32.08%
Hofstra University	225	806	581	258.22%
Farmingdale State College	245	2157	1912	780.41%
TOTAL	3122	11099	7977	255.51%

HIGH SCHOOL GRADUATION RATES

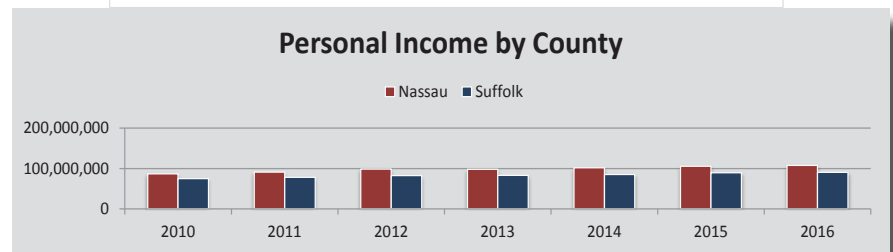
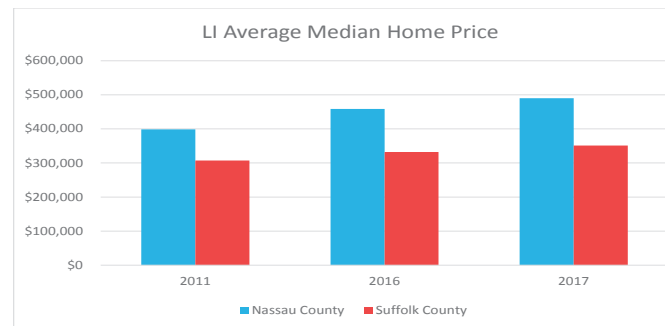
The regional high school graduation rates have continued to rise and more degrees have been conferred by our long Island colleges and universities.



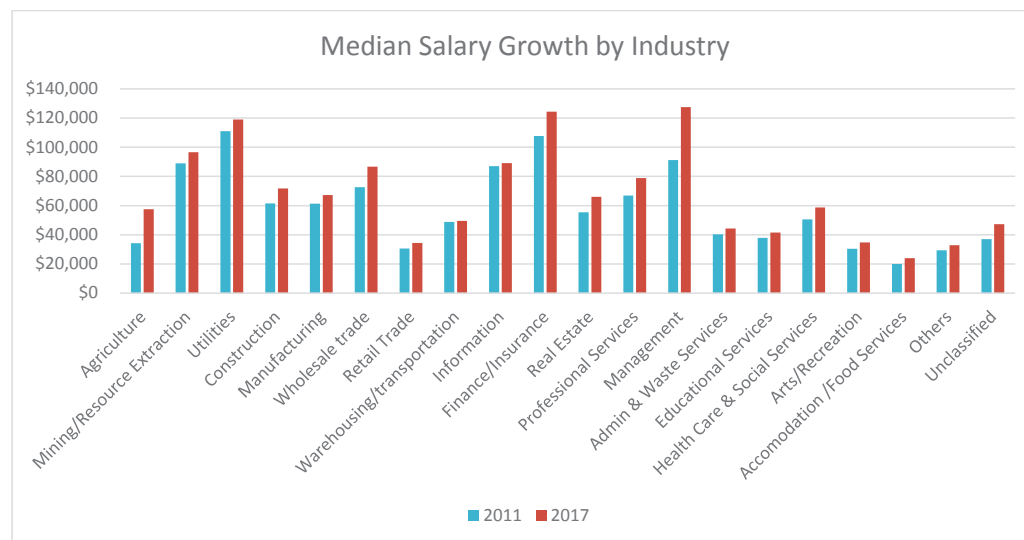
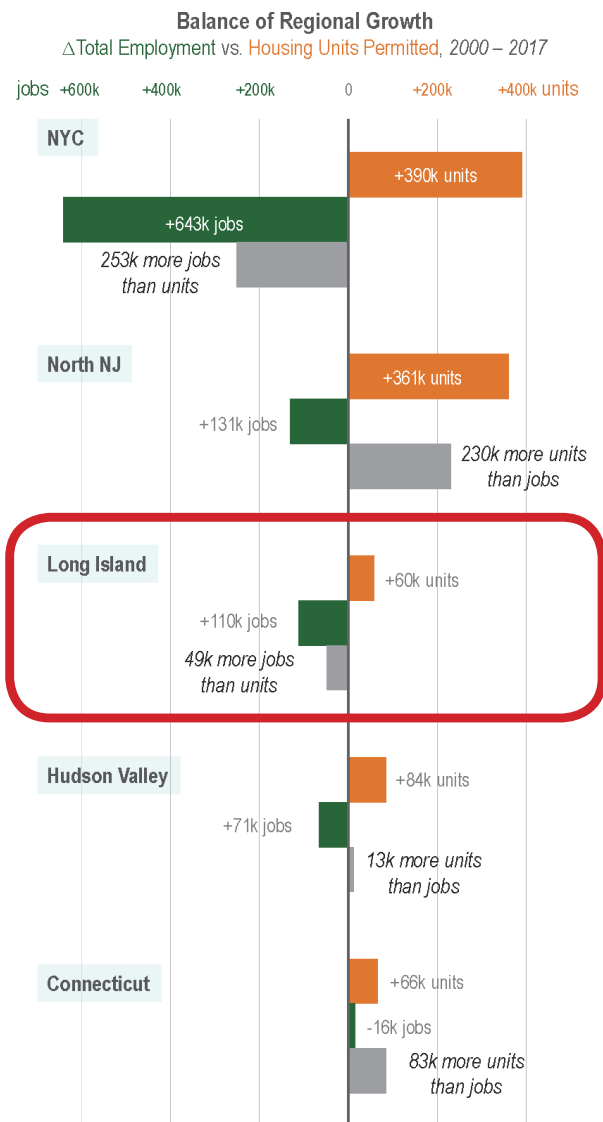
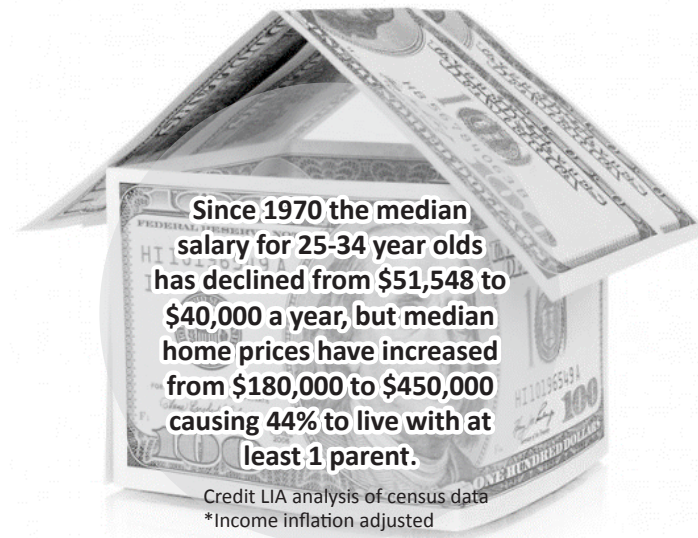
One of our signature strategic achievements since 2011 is the boost in engineering enrollment, part of a trend that has seen more Long Islanders earn degrees in all disciplines. The 250 percent overall increase in engineering students, spread across four institutions of higher learning, put a serious dent in the shortage of qualified engineers that was holding back key economic sectors from realizing their potential.




The Region's personal income and housing values continue to rise.




We also have seen an encouraging uptick in the number of Millennials choosing to call Long Island home, as well as affordable downtown housing units built. At the same time, however, the inflation-adjusted decline in wages among 25-34-year olds – as opposed to personal income gain in all cohorts – has made life harder for these aspiring young professionals to make a go of it in our region. In fact, more than 40 percent of them are living with parents. That’s not a sustainable situation, for families and communities. Further compounding the problem is the imbalance between the increase in jobs created and the number of housing units built. Long Island is creating more jobs than housing thus making it more difficult to attract those sought after millennials to the region.




Employment Growth in Key Long Island Industries



Employment in the construction industry has increased by 34% from 2011-2017 and average wages have increased by 17% in the same time frame.



Pharmaceutical manufacturing remains an important industry on LI with 10,404 people employed in the industry in 2017.



In 2017, hospitals alone employed 64,931 people up by 12% since 2011 and the entire healthcare industry employed 221,231 people, also up by 12%.



Housing units permitted represents building permits and not completions for the given period. Sources: U.S. BLS QCEW NAICS-Based Data Files High-Level by County, Annual Average, rounded, U.S. Census Bureau Building Permit Survey County-Level Annual files, 2000-2017, NYC Department of City Planning

Source: Geography of jobs, NYC Department of City Planning July 2018



Since 2011, the LIREDC's arc of accomplishment has spanned the length of Long Island, insuring that every community and sector has enjoyed the benefits of billions in state and private investment. We have faithfully abided by our consensus-driven strategies, but have remained vigilant and nimble enough – listening to our stakeholders – to meet shifting challenges. After Super Storm Sandy destroyed thousands of businesses, for example, the LIREDC pivoted to target additional resources on economic development aspects of recovery.

We've always taken the long view. We are continuously promoting cutting-edge proposals with immediate payoffs in jobs and products, but the LIREDC has been diligent – and patient – in supporting “unsexy” infrastructure, such as the sewers to support denser development, and research programs that may take years before yielding a lot of jobs and saving lives. We have also taken the synergistic view in which a project in one sector or strategic silo helped the other achieve its goals, such as affordable housing in downtowns attracting young knowledge-based workers, and environmental preservation and agricultural projects keeping the tourists coming.

The LIREDC is proud to have been ahead of the curve in confronting problems and crafting solutions. Before the state required an Opportunity Agenda, the LIREDC invested heavily in our poorest hamlet. Before we were told to identify an industry cluster, we were bringing together world-class research centers to establish biotech as the key to creating a “Silicon Island.” We focused on our downtowns before the state established the Downtown Revitalization Initiative or designated “placemaking” as a goal. We took steps to close a “skills gap,” particularly for minorities and veterans.

Overall, we have tried to create an Opportunity Economy so no Long Islander is left behind.

SECTION II PART B STATUS OF PAST PRIORITY PROJECTS

- PLACEMAKING
- INNOVATION
- WORKFORCE DEVELOPMENT
- TRADEABLE SECTORS
- NATURAL ASSETS & TOURISM

PROJECT PROGRESS SINCE 2011

BELOW ARE EXAMPLES PULLED FROM SEVEN YEARS OF JOB-GENERATING INVESTMENTS IN OUR PEOPLE AND PLACES.

PLACEMAKING



Meadows at Yaphank – In Round Three (2013), Rose Breslin Associates, LLC was awarded a \$1.5 million ESD Grant for an offsite access road and sanitary sewer pump station to facilitate a 322-acre mixed use development and create 18 full time jobs. The goal is to serve thousands of scientists and technicians at Brookhaven National Lab. In Round Four (2014), the project was awarded another \$1.5 million for the construction of the main boulevard, emergency access and connector roads, first phase construction of the sewage plant, 150 residences and a 120-suite hotel. The Round Three project is complete; the Round Four project is on schedule for completion December 2019.

INNOVATION



Hofstra University Big Data and Robotics Laboratories – In Round Three (2013), with a shortage of engineers identified early on as a problem for Long Island, and with the need to expand our high-tech base into cybersecurity, biotechnology and other advanced computer-driven areas, Hofstra University was awarded a \$2 million ESD Grant to support the expansion of its School of Engineering and Applied Sciences. The funds went to creating new laboratories and classrooms focusing on Big Data and Robotics courses. Both projects are complete and the labs are supporting both educational and industrial uses, as well as inter-institutional collaborations.

WORKFORCE DEVELOPMENT

Composite Prototyping Center (CPC) – In Round One (2011) the Composite Prototyping Center was awarded a \$136,000 ESD Grant to provide advanced composite technology workforce training and education programs. In June, in furtherance of our goals to attract new businesses from around the country and the world, the Plainview-based CPC became the east coast home of Abaris Training Resources, a Nevada-based company with classrooms across the country. Abaris is the largest composites training company in the world.



NATURAL ASSETS & TOURISM



Peconic Land Trust – In Round Four (2014), the Peconic Land Trust was awarded a \$1 million ESD Grant to establish the Agriculture Capital Equipment Grant Program which developed a pool of financial resources to assist farmers making capital investments. The program has helped 5 shellfish farms, 2 vineyards, and 23 agriculture farms over the last three years acquire the equipment needed to start or grow their business and meet the increasing demands for food quality and safety standards.

TRADEABLE SECTORS

D'Addario and Company – In Round Five (2015), J. D'Addario and Company was awarded a \$1 million ESD Grant to bring manufacturing functions back from Connecticut and improve efficiency through investment in new equipment. As part of this completed project the company added 27 jobs to their existing workforce of 771. The grant helped D'Addario maintain its position as a Long Island manufacturer and as one of the world's most respected producers of musical strings and other equipment.



PROJECT PROGRESS FROM PAST YEAR

2017 marked another strong year for the LIREDC. We received our fifth “top performer” designation in seven years and an overwhelming number of our marquee Priority Projects – the ones deemed most impactful and representative of our Key Strategies – not only received funding but made steady progress toward producing jobs and other economic activity. Just as important, our communities and stakeholders saw evidence of the LIREDC’s “long game” – projects funded years ago that finally bore the fruit of ground-breakings, ribbon-cuttings and payroll checks. Here are several examples of our progress from the past year:

WORKFORCE DEVELOPMENT & OA



URGENT – In Round Seven (2017), Nassau Community College was awarded a \$100,000 DOL Grant to support their URGENT Program, which provides classroom instruction and workshops to unemployed/underemployed individuals seeking field positions in the utility industry. And in a tight job market, it helps the industry fill positions with people who normally don’t find their way onto utility payrolls. Industry partners include four major utilities. The first cohort of 26 women completed the program. Graduates have begun interviewing with the industry partners. A second training cohort is planned to begin in October with a focus on veterans.

TRADEABLE SECTORS

Qosina Corp – In Round Six (2016) Qosina Corporation was awarded a \$185,000 ESD grant to create a clean room, computer warehouse management IT upgrades and facility improvements. Located in Ronkonkoma, Suffolk County this medical products distributor will create 10 jobs to their existing workforce of 111 employees. The grant aided the expansion of our burgeoning bio-tech cluster and increased export activity.



PLACEMAKING

Ronkonkoma Hub - In Round One (2011), Suffolk Department of Public Works was awarded a \$4 million ESD Grant toward the design and inspection of a new 500,000 gallons per day sewage plant in the Town of Islip. Waste treatment capacity is essential to supporting transit-oriented development, such as the vast project by the railroad station in Brookhaven known as The Ronkonkoma Hub and future development near MacArthur Airport. In Round Two (2012), Tritec Real Estate Co., LLC was awarded a \$1.05 million ESD Grant for sewer improvements to support the project. A groundbreaking ceremony was held in November 2017.



INNOVATION

New York Institute of Technology Cybersecurity Lab – In Round Five (2015) New York Institute of Technology was awarded a \$400,000 ESD Grant for the creation of a Cyber Security focused business incubator which will participate in StartUP NY program. This project is complete and resulted in the creation of 4 new jobs.



Stony Brook University MRI – In 2016, Stony Brook University was awarded a \$500,000 ESD Grant to support a \$4.1M investment for acquisition of state of the art pre-clinical MRI equipment to enhance innovation and biotech discovery. The MRI equipment has been installed and is operational.

TOURISM & NATURAL ASSETS

Pride on the Beach – In Round Seven (2017), the LGBT Network was awarded a \$103,125 ESD Market New York Grant to produce “Pride on the Beach,” a 3-day destination Pride celebration leveraging Long Island’s beaches as a natural asset to stimulate out-of-state tourism. The festival secured top-tier entertainment talent and drew more than 30,000 people from 13 States, 3 Canadian cities and one European country. The project helped us meet goals of promoting diversity and inclusion as well as tourism.



STATUS OF PAST PRIORITY PROJECTS: ROUNDS ONE - SEVEN

Project Status Key:
Complete
On Schedule
Progressing Slowly
Concerns
Contract not yet Executed
Canceled or Declined

2011			
CFA #	PROJECT	CFA #	PROJECT
2432	Heartland Town Square/ Pilgrim State Site Capital	7156	Ronkonkoma Hub Sewage Treatment Plant
3826	Town of Hempstead LI Business and Workforce Investment	7441	Brookhaven National Lab Smart Grid 3 Capital
4049	Wyandanch Rising	7750	Cornell Cooperative Extension of Suffolk County Capital
4670	LI Community Engagement for STEM Education and	7895	Long Island Farm Bureau- Greens and Grapes
5322	Cold Spring Harbor Lab Capital	8115	Accelerate Long Island Working Capital
5661	Canrock Ventures Thought Box Capital	8117	ENgine- Stony Brook University Capital
6162	LI Forum Technology Advance Manufacturing Composites Training	8309	NY Institute of Technology Capital
6294	Amneal Pharmaceutical Capital	8552	Farmingdale State College STEM Diversity Roundtable and Ctr Working Capital
6697	Long Island STEM Hub Working Capital	18141	ENgine - Hofstra University Capital
7062	NSLIJ Next Generation Healthcare Workers Capital	6400,	Inc'd. Village of Hempstead Capital -Phases I, II, III
		18170,	
		18140	
2012			
12740	Fil-Coil Capital	17211	Broad Hollow Bioscience Park
12867	Satur Farms Capital	17277	Ronkonkoma Hub Capital I
13796	Hofstra North Shore LIJ School of Medicine Capital	17455	Brookhaven Terminal Operations Capital
14831	JM Haley Capital	17515	Molloy College - Center for Nursing Excellence
15506	Wincoram Commons Capital	17885	Winthrop Research Institute Capital
15641	Montauk Inlet Seafood Capital	18509	New York Insitute of Technology STEM Capital
15892	Wyandanch Rising - Phase 2	18527	Stony Brook University- Center for Biomedicine
16007	City of Glen Cove Water Transmission System	18823	Farmingdale State College Capital
16372	Montauk Fish Dock Capital	19075	Town of Islip Capital
16478	Quality King Capital	19201	H. F. Corwin and Sons Capital
16559	Sheltair Farmingdale Capital	19867	Nassau County HUB Capital
16850	Town of Hempstead - Elmont Improvements Capital	24677	Ronkonkoma Hub Capital II
2013			
26392	Wyandanch Rising Phase 3 Capital	28600	Stony Brook University Innovation and Discovery
23953	Heckscher Museum Capital	29041	Glen Cove Waterfront Connector
24626	Ametek Hughes Treitler Capital	29409	Hofstra University Labs Capital I
26616	L and G Fisheries LLC	29534	Therapeutics Discovery Center Capital
26728	LI Robotics Program Capital	29658	Air Techniques Capital
27121	Cor J. Seafood Enterprise Capital	30155	Wyandanch Opportunity Agenda Working Capital
27180	ADDAPT Capital	30748	Glen Cove Piazza Capital
27195	Town of Riverhead - EPCAL	30804	Suffolk County Community College Working Capital
27289	Peconic Landing Special Needs and Rehabilitation	30809	Suffolk County Kings Park Sewers
27389	SkyDive Long Island Capital	30882	EBDK Research at Calverton LLC
27601	Hofstra University Labs Capital II	30903	Martin Sidor Capital
28332	Rose Breslin Capital	30982	Browder's Birds Capital
28391	Mayola Laser Capital	31123	LI Compost Anaerobic Digester
28451	Stony Brook University High Performance Computing	31430	Long Island Testing Laboratories Capital
28560	St. Josephs College HTM Capital	31820	Stony Brook University Wyandanch Working
28594	Stony Brook University Small Business Development	31820	LI High Tech Incubator

STATUS OF PRIORITY PROJECTS: ROUNDS ONE - SEVEN







32035	East Farmingdale Downtown Center Planning	32484	BNL Solar R&D Center Capital
32378	Nassau County HUB Plan Capital	32557	TNS Aerospace Capital
2014			
38596	Elite Manufacturing Technologies Capital	41240	Molloy College - CERCOM
38995	Suffolk County Community College	41275	Long Island University Capital
39292	Town of Southampton- Good Ground Park Capital	41798	Riverhead Agri-Tourism Center Capital
39350	Hempstead Turnpike to C. Lindbergh Boulevard	42132	Suffolk County STEAM Center
39652	Village of Patchogue Capital	42137	Great Neck Receiving Station
39797	James D. Conte Community Ctr	42301	Peconic Land Trust Capital
39951	St. Joseph's College Capital	42468	Lasticks Aerospace Capital
40211	Freeport Community Development Agency Capital	42549	NY Institute of Technology STEM Continuum
40305	Adelphi University- Clinician Education and Simulation	42553	Cold Springs Harbor Lab Metabolics Center
40329	Albanese Development Capital	42835	Beech Street Drainage Improvement
40500	Hofstra University STEM Center	42843	Nassau County Dept. of Public Works South Shore
40800	Rose Breslin Capital	42921	Suffolk County Sewers Reclaiming Our Water
40853	Rising Sun Woodworking Capital	43055	Stony Brook University Cyber Security Center
41155	Town of Babylon Music Hall of Fame Capital	43130	American Pride Fasteners Capital
41218	South Nassau Communities Hospital Capital	43497	Ancon Gear and Instrument
2015			
5891	D'Addario Capital	54825	United States Luggage Company
48534	Vox International Capital	55044	Manna Fish Farms Capital
50907	Serota Islip Phase I Capital	55205	Nassau County - Baldwin Capital
50950	SIW Capital	55208	Nassau County Capital
51089	Garvies Point Ferry Parking	55309	Peconic Crossing
51131	Town of Babylon Copiague Brewers	55327	SBU Additive Manufacturing Prototyping and
51214	Tesla Science Center at Wardencllyffe Capital	55330	Stony Brook University Long Island High Technology Incubator
51319	North Harbor Trading Corp. High Pressure Processing Facility	55384	Nicolock Paving Stones
51755	Incorporated Village of Mastic Beach Study	55529	Family Community Life Center Study
52467	Town of Southampton Good Ground Park Capital	55601	Precision Metals Corp Capital
52737	Town of Babylon Downtown Copiague Revitalization	55614	Accelerate LI Capital Equipment Fund
52912	Great Neck Water Pollution Control District - Anerobic Digesters	55699	SBU Cyclotron and Radiochemistry Lab Capital
52916	Jeweler's Machinists, Inc.	55759	Stony Brook University Next Generation Drug Discovery Facility
53016	MacArthur Airport Capital	55774	Suffolk County Landbank Capital
53451	Island Harvest Capital	55823	Grumman Studios Lunar Module Park Capital
53499	Greenbelt Trailhead Facilities	55863	YMCA of Long Island Inc. Capital
53584	Family Service League	56020	Vivalarte Capital
53818	Sunrise Day Camp International Headquarters	56037	Long Island GLBT Health & Human Services Network
53950	East/ West Industries Capital	56156	Molloy College - The Collaboratorium: Digital Platform
53961	Hofstra University Community Education Workforce &	56426	Farmingdale State College Next Generation Vaccine
54013	Discovery Park at Brookhaven National Laboratory	56535	GKN Aerospace Titanium Components
54241	Economic Analysis Strategy Development of the	56627	Suffolk County Nicolls Road Multimodal Corridor
54353	Riverhead Enhanced Water Supply Interconnection	56869	NYIT Cyber Security Incubator Capital
54431	Suffolk County Agricultural Tourism Center Capital	57074	Hofstra University - Frank G. Zarb Building Capital
54627	Winthrop University Hospital Capital	57234	Aljo-Gefa Precision Manufacturing, LLC
54702	Northwell Health	57300	Arkwin Industries Capital
54750	Autodyne Manufacturing Capital	57558	Suffolk County Route 110 Bus Rapid Transit Corridor

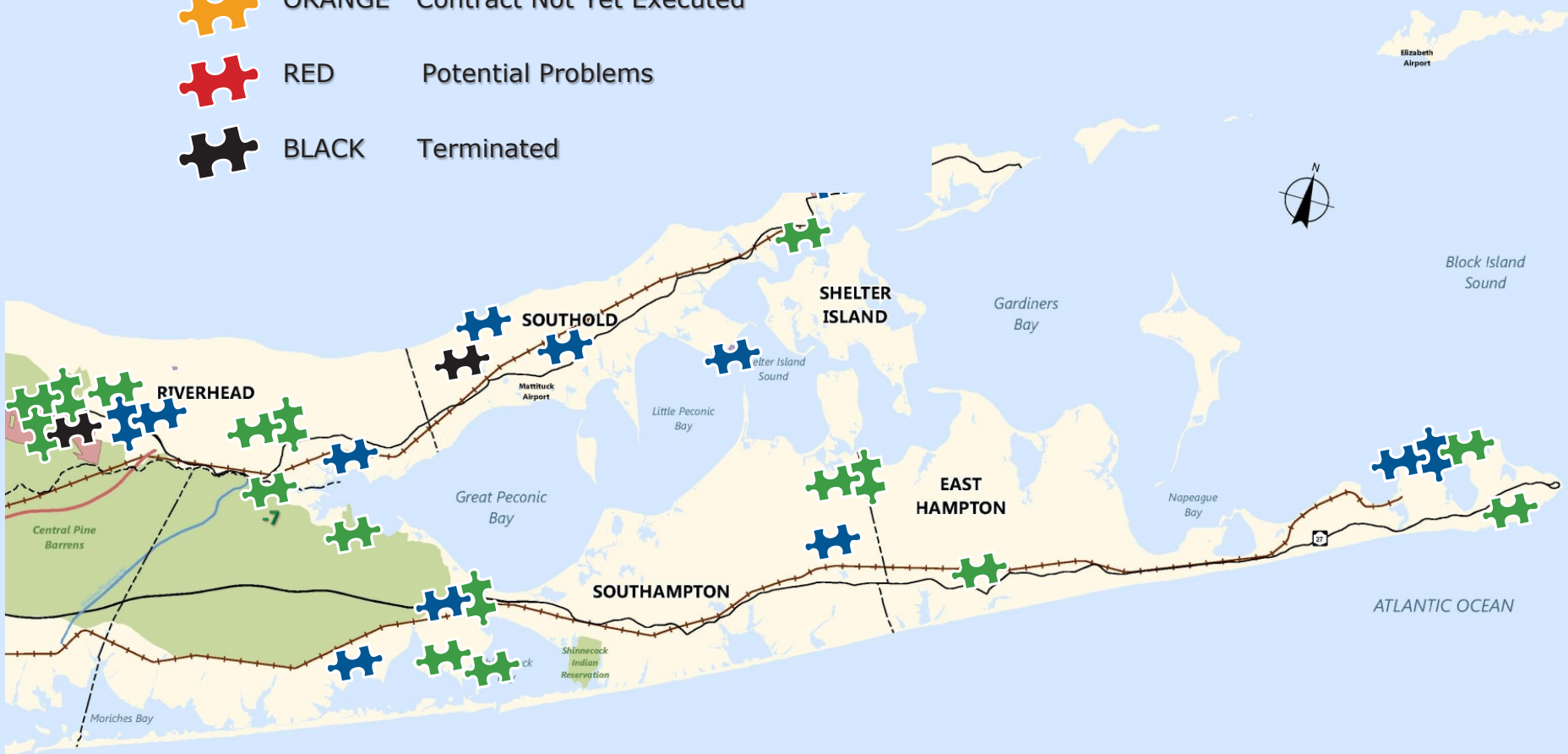
2016			
CFA #	PROJECT	CFA #	PROJECT
63604	Main Street Theatre Partners	66818	North to South Real Estate Capital
63648	C & H Machining Capital RC6	66963	Montauk Inlet Seafood Capital II
64709	GKN Aerospace Monitor Capital RC6	67149	Long Island University Technology Park Capital RC6
64763	Nassau Food Incubator Capital at Old Bethpage Village Restoration	67220	Uniondale Bridge Project Working
65043	Alken Industries Capital RC6	67438	Modern Meadow Capital
65170	VE Power Door Company Capital	67459	Globe Grinding Capital RC6
65415	Hofstra University - Consumer Behavior Market	67489	Wyandanch Village Recharge Basin Study Working
65695	Framerica Capital	67652	Industrial Metals International Capital
65700	Suffolk County Community College Capital	67674	Family Community Life Center Phase II Working Capital
65980	Upper Port Jefferson Strategic Planning Working	67850	The Y Healthy Living Center Capital RC6
66099	Stony Brook University School of Engineering Lab	68097	Patchogue Gateway Transportation Center Capital RC6
66325	Qosina Capital	68148	Wyandanch Rising- Building E Capital RC6
66477	SBU MRI Capital	68189	L&S Packing Company Capital
66562	Long Island GLBT Health and Human Services Network	68311	Town of Babylon Wyandanch Station Capital
66563	Feinstein Institute at Northwell Health Capital	68405	Luminati Aerospace Phase Two Capital
66590	Adelphi University Health Science Lab Capital	68466	Satur Farms Capital
66747	Nassau County Pedestrian Connector Capital	68606	Sheltair Farmingdale Capital
2017			
CFA #	PROJECT	CFA #	PROJECT
69812	Oerlikon Metco, Co, Inc.	74960	Town of Riverhead Parking Relief Plan
72614	Graphene Laboratories Inc.	74998	Research and Technology Innovation Bioengineering Laboratory at New York Institute of Technology
72899	Manna Fish Farms Phase Two	75138	Enzo Biochem
73436	Stony Brook University Center for Wide Bandgap Crystal Growth	75173	Point Lookout Sewer
73683	Downtown Kings Park Pedestrian and Streetscape Improvements	75905	Sag Harbor Cinema
73905	Autronic Plastics	76064	Village of Lindenhurst Downtown Development Plan
74092	Downtown Huntington Parking Garage	76071	Village of Port Jefferson Downtown Revitalization
74118	Carman Place	76133	Wyandanch YMCA
74130	Greenport Harbor Aquaculture Marine Center	76692	Hofstra University Chemistry Laboratory Expansion
74392	Terminal Modernization, MacArthur Airport	76718	SUNation Solar Systems
74439	Computational Genomics Center at Feinstein Institute for Medical Research	77055	Adelphi University Expansion of Life Science and Technology Labs
74476	Riverside Maritime Trail	77083	Georgica Green Riverhead Apartments
74744	Village of Sag Harbor Long Wharf Rehabilitation Project	77132	Center for Science Teaching and Learning Community STEM Centers
74758	Emerging Technologies in Undergraduate Education at Farmingdale State College	77165	Thuro Metal Manufacturing
74792	Cold Spring Harbor Laboratory Structural Biology Shared Screening Facility	77177	Wyandanch Digital Ballpark

MAPPED STATUS OF PAST PRIORITY PROJECTS



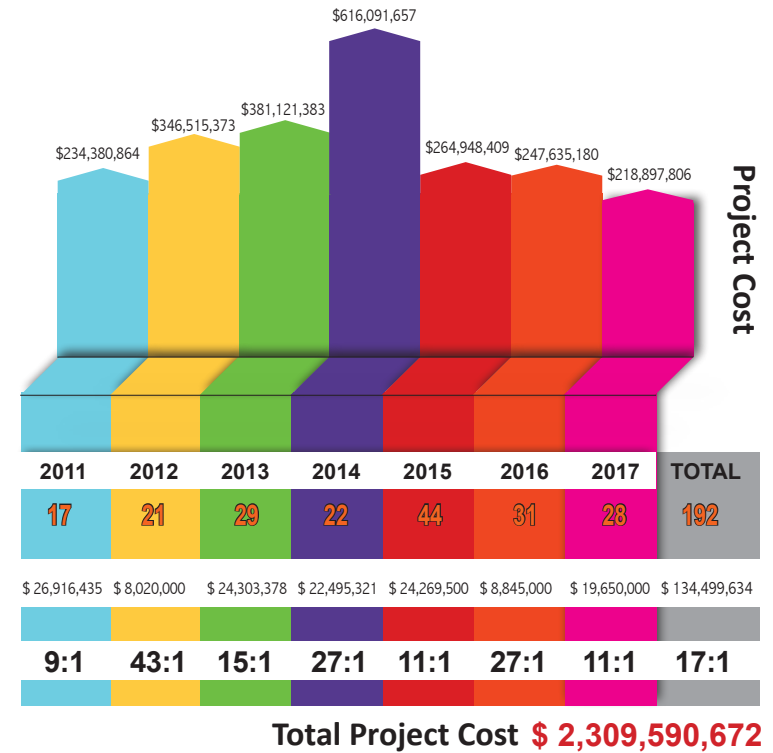
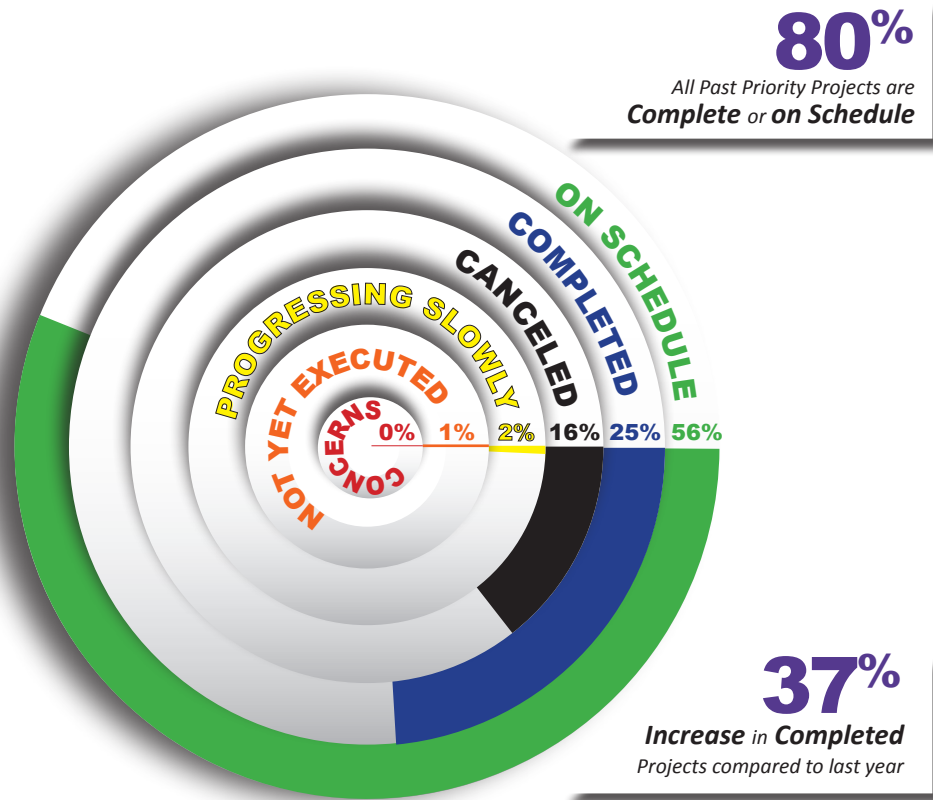
LEGEND

-  BLUE Completed
-  GREEN On Schedule
-  YELLOW Some Concerns /Project Moving Slowly
-  ORANGE Contract Not Yet Executed
-  RED Potential Problems
-  BLACK Terminated



AGGREGATED STATUS OF ALL PRIORITY PROJECTS

LEVERAGE OF STATE INVESTMENT IN ALL PAST PRIORITY PROJECTS



NOTE: Terminated projects have been excluded from the calculations. In the case of a project receiving funding over multiple rounds, the project's cost is only reflected once in the total project cost.

Project Status	2011	2012	2013	2014	2015	2016	2017	Total	% Projects
Completed	14	12	13	8	5	4	0	56	25%
On Schedule	3	7	15	12	38	25	27	127	56%
Progressing Slowly	0	2	1	2	1	1	0	7	2%
Concerns	0	0	0	0	0	0	0	0	0%
Not Yet Executed	0	0	0	0	0	1	1	2	1%
Canceled	3	3	7	8	10	3	2	36	16%

SECTION II
PART

C

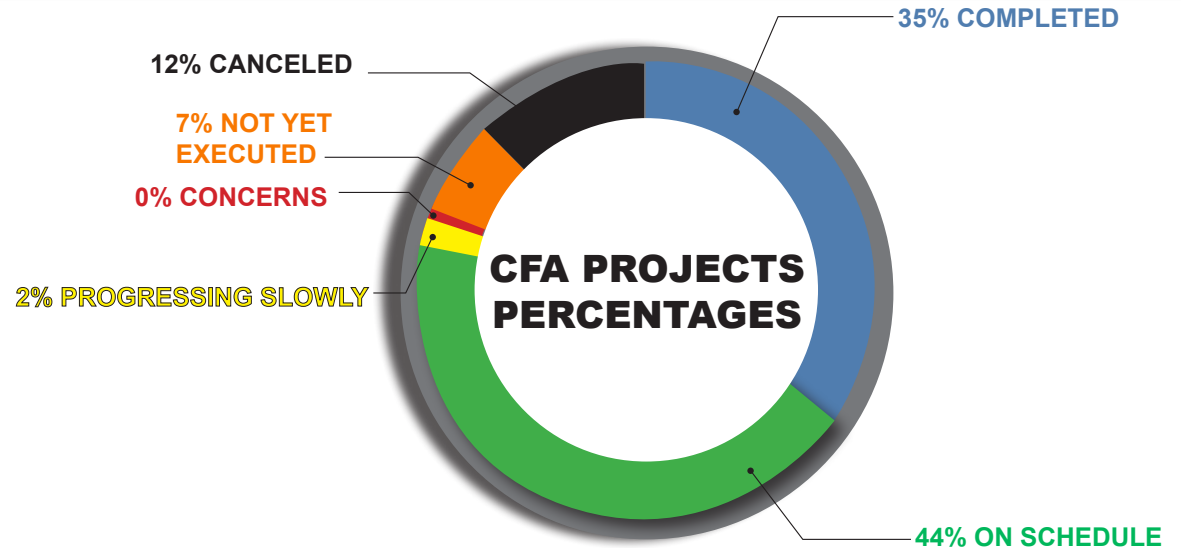
STATE OF ALL PROJECTS
AWARDED CFA FUNDING



STATUS OF ALL CFA PROJECTS

Status of All Projects Awarded CFA Funding

As noted above, the LIREDC has been busily pursuing a collaborative, inclusive agenda for growth that has touched every town and sector. And the numbers bear that out: The 688 total CFA projects in our first seven years produced a total investment of nearly \$3 billion, leveraged at a rate of 12.5:1 with \$230 million in state funds. The public-private effort is projected to create or save more than 26,000 jobs, changing lives and communities. As a result of intensive attention to detail by the Council and state agency staff, about 80 percent of our awarded projects were successfully completed or well on their way.



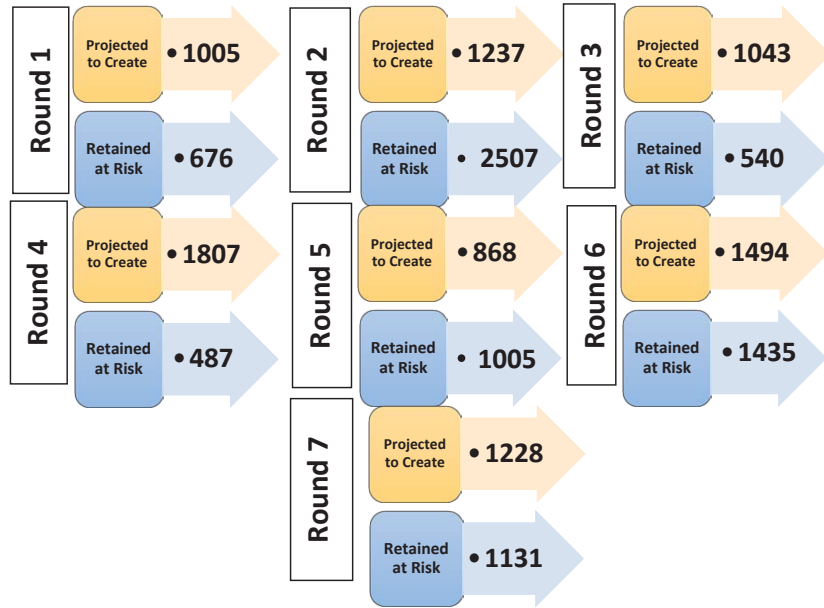
For a full list of all funded CFA Projects see Appendix One.

Aggregated Status	2011	2012	2013	2014	2015	2016	2017	Total	% Projects
Completed	42	58	55	37	24	8	0	224	35%
On Schedule Progressing	5	12	27	29	72	64	75	284	44%
Slowly	2	1	1	3	1	2	0	10	2%
Concerns	1	0	0	0	1	0	0	2	0%
Not Yet Executed	0	0	0	3	4	19	20	46	7%
Canceled	11	12	7	17	13	9	2	81	12%
TOTAL	61	83	100	89	115	102	97	647	100%

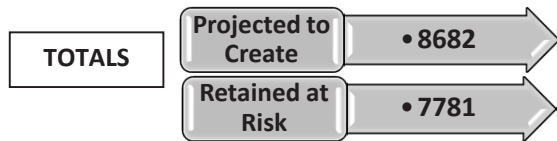
*Excelsior projects awarded outside of the rounds are not included.

Leverage of State Investment in all CFA Projects								
	Round 1	Round 2	Round 3	Round 4	Round 5	Round 6	Round 7	
Total Projects	50	71	83	72	102	93	95	566
Total Projects Cost (TPC)	\$ 527,703,364	\$ 374,607,174	\$ 476,218,872	\$ 645,852,935	\$ 305,422,143	\$ 279,095,976	\$ 274,819,670	\$ 2,883,720,134
Total Amount of CFA Awards	\$ 40,015,517	\$ 16,868,487	\$ 35,112,166	\$ 36,258,419	\$ 36,514,929	\$ 20,516,786	\$ 45,706,944	\$ 230,993,248
Ration of TPC To CFA Awards	13:1	22:1	14:1	17:1	8:1	14:1	6:1	12.5:1

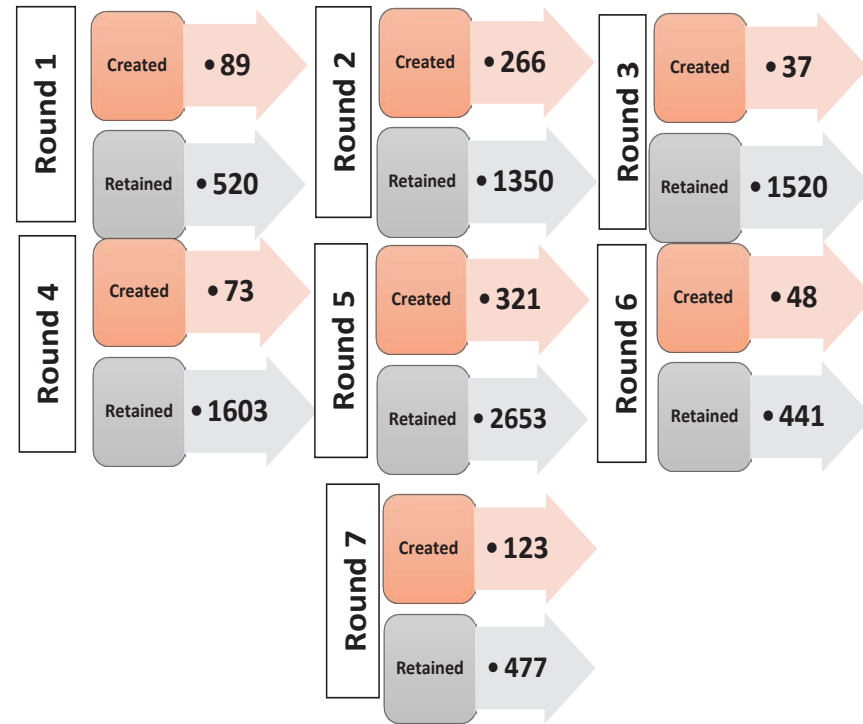
ESD Creation



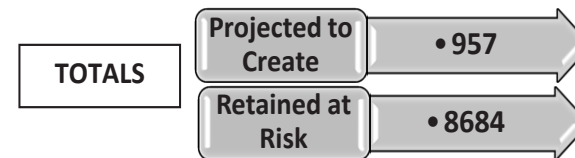
NOTE: Projects that were cancelled/terminated, or where the award was declined are not included. Those awarded through the CFA with the LI Excelsior Bank are included.



All other Agency Job Creation



NOTE: All other Agency job data taken from data available via CFA System





SECTION III
PART

A

IMPLEMENTATION
AGENDA

WORKFORCE DEVELOPMENT

My, how our workforce world has changed in just a short time. But considering all the disruptive forces that are roiling the economy and society at large – from the world’s largest hotelier that doesn’t own a single room to the dominant taxi companies that don’t own a single car – our relatively new employment challenges should surprise nobody. And in Round Eight, Long Island’s workforce picture is considerably different than in the seven years since we developed our strategies and initiatives in Round One. The reasons run from economic cycles to demographic and social sea change. First, the recession punctured Long

of skilled workers with varied levels of formal education. The entire island was suffering to some degree or another, but some sectors and communities – some families – were hit harder and needed more help. And then we were knocked off stride by the devastation of Superstorm Sandy and the economic development and social services pivot to recovery efforts. Still, Long Island persevered and again began to prosper. But as the jobless rate has dropped to 4 percent, thanks largely to the combined efforts of regional stakeholders, including the LIREDC, the fundamental challenges of meeting labor needs in Long Island’s key sectors remained. Employers had scrambled for talent, even when unemployment was at its highest, and the LIREDC has focused on creating a pipeline – of workers and of information – that attracts, retains, and grows businesses.

must overcome NIMBY resistance with reasonable, respectful and data-driven arguments about the value of developing “cool downtowns.” Thus, we must enliven communities, enhance environmental resiliency in our post-Sandy region, and ensure equitable access to employment. The Downtown Revitalization Initiative and Opportunity Agenda are two LIREDC- and community-supported programs helping us meet the goals by creating housing options, commercial districts, and transportation options that appeal to young workers, including highly-educated professionals.

Finally, we need to continue pumping resources into proven education and training programs – created collaboratively by educators and business operators – to produce a pipeline of enthusiastic, and, of course, well-qualified workers to fill the jobs we are committed to creating.

As we have since our first report, the LIREDC saw and encouraged a connection between job creation and downtown revitalization. It was prescient and has never been more important. But creating communities that attract and retain highly-educated workforces presents its own challenge, and here, the goals of workforce development mesh with those of placemaking. Round One coincided with the nadir of Long Island’s foreclosure crisis, when the region was one of the most impacted regions in the state and the housing market was at a standstill. The market has rebounded, and construction jobs have risen by more than a third. But for it to be sustainable, this growth

Island’s veneer of economic prosperity: in a region that was often seen as recession-proof because of the reliable input of federal defense dollars, unemployment rose above 7 percent, and job creation became an urgent regional, as well as national, priority. But the recession also revealed structural problems in the training and placement



IMPLEMENTATION OF WORKFORCE DEVELOPMENT STRATEGIES

TRAIN WORKERS FOR THE HIGH-TECH, HIGH-SKILL JOBS OF THE FUTURE

WHAT WE'VE DONE

In sectors such as advanced manufacturing and healthcare, rapid technological change has required extensive skill development for new and incumbent workers alike. LIREDC has provided direct support for training, while encouraging the expansion of programs that prepare workers for new positions in growing fields. Early on the LIREDC identified the shortage of engineers as being an impediment to economic growth in the region. In response, over several years and funding cycles, the LIREDC supported engineering programs at **Hofstra, Farmingdale State, Stony Brook, and the New York Institute for Technology.** As a direct result, regional engineering enrollments have surged from 3,122 to 11,099 – an increase of 255% in only six years.

WHAT WE'LL DO

Cyber security is a new emerging field in the region – an echo of our legacy dominance in defense-related aerospace. So the LIREDC has supported projects in past rounds at **Stony Brook University and New York Institute of Technology** to train the future employees and entrepreneurs in various technological facets of the Cyber Security world. This year the LIREDC will continue to support programs to train the future workforce in the cutting-edge field. This year projects at both **Hofstra University and Suffolk County Community College** are recommended for funding to create new labs and classroom space to teach related skills to the next-generation of high-tech students.


FILLING THE SKILLS GAPS BY CONNECTING BUSINESS TO ACADEMIA

WHAT WE'VE DONE

LIREDC work group members and regional labor market intermediaries have established and fostered closer relationships between businesses and universities. These relationships have become particularly important in advanced manufacturing, as the sector has become more technologically-forward, capital-intensive, and reliant on smaller, high-wage workforces. The **Workforce Development Institute (“WDI”)** has invited regional STEM university and college faculty to tour facilities so that they can teach the skills and knowledge necessary to produce job-ready graduates. **Farmingdale State College** has formed partnerships with local pharmaceutical manufacturers, who have explained Good Manufacturing Process (GMP), reviewed syllabi, recommended courses, and guided the design of stackable credentials. These students meet the needs of a growing subsector that has received State capital investments to update equipment and expand operations. These investments have contributed to a recent 13% increase in regional employment in the field of pharmaceutical manufacturing.

WHAT WE'LL DO

The Workforce Development Work Group will continue to foster future partnerships between business and academia by continuing monthly meetings where skills gaps are regularly discussed and analyzed. The ESD staff will continue to work closely with the **WDI** and the **Manufacturing Technology Resource Consortium (“MTRC”)** at Stony Brook University to connect businesses with the appropriate partners to assist in training their employees. The LIREDC is supporting training programs not only between companies and educational institutions but within those companies.



ROBOTICS CAMP

Some kids go to camp to swim, shoot hoops or just get away from their annoying older/younger brother/sister.

Not the middle and high school students whose parents (and, yes, some of those same siblings) watched them coax imaginative electronic creatures through an obstacle course and several tasks. These students attended a new Robotics Camp hosted by the LIREDC-supported Composite Prototyping Center and sponsored by the Manufacturing & Technology Resource Consortium (MTRC), the regional NY Manufacturing Extension Partnership (MEP) center for Long Island.

“In eight to ten years, your kids will be the next generation of scientists and engineers,” said Dr Imin Kao, executive director of the MTRC.

Twenty-four students received scholarships (as well as “Engineers in Training” t-shirts) to the two-week camp, developed with a STEM-based foundation and hosted by the Composite Prototyping Center (an IACMI hub).

“What I like most about the camp is that it is innovative, interesting and fun,” said Alex Alameda, a 13-year-old student from Farmingdale. “It introduces you to a new way of doing robotics and I’ve learned how to approach problems in different ways and with an optimistic mindset.”

The students, who came from a wide range of school districts in Nassau and Suffolk counties, learned and practiced Engineering Design, Practical Electronics, and Microcontroller Programming while working collaboratively in a team to design, build, and program an autonomous and Bluetooth-controlled robot. In addition to the t-shirts, the students received a take-home robotics kit and achievement certificate at conclusion of the camp.

“This STEM-focused robotics camp is a workforce development project,” said Dr. Kao. “This program leverages their enthusiasm and cultivates their interest and aims to keep them on that path to the development of a future workforce.”

“We feel this pilot program was a success,” says Cynthia Colón, Program Manager for MTRC. “The students were engaged throughout and excited to demonstrate what they developed. Our goal is to run this annually.”

And perhaps produce Long Island’s next Nobel Prize winner?



INCREASE STEM EDUCATION

WHAT WE’VE DONE

The LIREDC and the work group members have recognized that it is imperative to start teaching STEM at a young age – well before college, and even before high school. Young minds need to be engaged early. LIREDC has supported numerous STEM education programs for youth – from the **Long Island STEM Hub** in Round One to last years’ **Center for Science, Teaching and Learning** to create Community Stem Centers in ten underserved communities. LIREDC-supported programs have touched countless young minds. These children, participating early in everything from coding classes to robotics camps, will become the pipeline of future innovation talent in the region.

WHAT WE’LL DO

The LIREDC will continue its streak of supporting STEM education this year with two new projects. **We Connect The Dots STEAM Research & Education Center** will offer training programs in science, technology, engineering, digital arts and math to K-12 students and also community and industry partners throughout the region. **The Sunrise STEAM Shack** will create a state-of-the-art STEAM camp facility in Wyandanch to teach children with cancer and their siblings valuable tech skills that can translate to future career opportunities. Our goal is to create one educational and innovation ecosystem that starts early and lasts a lifetime in productive employment.

TRAINING MORE HEALTHCARE PROFESSIONALS

WHAT WE’VE DONE

LIREDC investments have responded to growing labor demand in the healthcare and hospitality sectors. Long Island’s private healthcare and social assistance businesses added over 24,000 jobs from 2011 and 2017, a 12 percent increase. Hospitals account for about 30 percent of the sector’s total employment and job growth, and sharp increases in average wages at hospitals led the sector. The LIREDC supported training programs to update the medical coding and billing skills at **South Nassau Communities** and **NYU-Winthrop**; renovate nursing training facilities at **Adelphi, Molloy, and St. Joseph’s Universities**; and train certified nursing assistants through public and private providers. These new capital investments and training programs have proven essential as hospitals, urgent care, and satellite providers expand their services throughout the region.

WHAT WE’LL DO

This year the LIREDC continues to support healthcare employment – the most robust part of our economy – through a High Tech Anatomy Teaching Laboratory at **Hofstra University** to train future healthcare professionals, a new medical school at **NYU Long Island School of Medicine at Winthrop Hospital** and a new residency center at **Southside Hospital** to train new doctors and finally new labs at **Long Island University** to support its new Veterinary Medicine programs.

HELP THE UNDERSERVED AND SPECIAL POPULATIONS, INCLUDING VETERANS

WHAT WE'VE DONE

The Council has supported projects since the beginning that have expanded training for special populations, recruited from under-employed and under-resourced communities, and incorporated innovative green construction and energy-efficient technology. **The United Way of Long Island**, for example, has received \$700,000 over four rounds of funding to train 275 veterans, youth, unemployed workers, and SNAP recipients in facilities supported by the LIREDC; most recently, 25 unemployed workers received 120 hours of training (including 40 hours of on-the-job training), and were guaranteed interviews with participating employers. These investments take the long view, they develop an enduring reservoir of skilled labor capable of building an infrastructure that meets economic development, environmental, and equity goals.

WHAT WE'LL DO

This year the LIREDC will again support projects for the underserved populations. One notable project, the **Bridgehampton Child Care and Recreational Center**, will provide childcare to lower income working families, a real need through out the region. Two other projects include resource centers that will provide workforce development opportunities in the communities of Wyandanch and the Village of Hempstead – namely the **Wyandanch Community Resource Center** and the **Interfaith Nutrition Network Community Center**.

SUPPORT THE HOSPITALITY INDUSTRY

WHAT WE'VE DONE

The hospitality sector has likewise expanded as the economy has recovered: employment in the sector has grown by more than 19,000 jobs, a 23 percent increase from 2011. The council has funded the development of programs in tourism and hospitality management – and training for unemployed and special populations in those fields – at **St. Joseph's College** in Rounds Three and Five. These programs supply not just the core employers like restaurants and accommodations, which drive the bulk of job growth, but institutions like hospitals and healthcare centers, which are under increased pressure to maximize customer satisfaction.

As the healthcare and hospitality industries have expanded, workers in these sectors have enjoyed some of the fastest wage growth in the Long Island economy. In the case of hospitality workers, many of whom work at or near the minimum wage, these improvements were likely the direct or indirect effect of minimum wage increases signed into law by the governor. In several other sectors, however, job growth has not been complemented by robust real wage growth. Producing a “high-road” economy, with work that reliably provides entry into the middle class, will require cooperation and advocacy from multiple, fully-engaged stakeholders – government, business, organized labor, and non-profit advocates. Economic development and the LIREDC has a role to play in achieving this, and the nexus between healthcare and hospitality is a good place to focus.

WHAT WE'LL DO

Flexibility and inter-sector relationships have been a hallmark of the LIREDC; so has our commitment to working closely with funding recipients to ensure success and continuity, a key reason we have one of the highest completion rates in the state. That's why we will carefully monitor the unanticipated synergies between healthcare and hospitality, making sure programs funded the past few years are meeting their employment targets. Through training and technological innovation, also we will keep looking for new opportunities in hospitality and healthcare to create well-paying jobs and profits and, importantly, to serve residents in hospitals, nursing homes and other facilities where quality care is not only about comfort but life and death.



STEM

Center for Science Teaching and Learning

The results were dismal, but the response was clear and direct.

The Center for Science Teaching and Learning (CSTL) was founded in 2000 as a non-profit organization dedicated to STEM (science, technology, engineering and math) learning and literacy. The mission was clear after CSTL staff conducted a survey of science knowledge throughout Long Island, which was reported in Newsday to wide concern: Fewer than 30% of Long Islanders knew where we get our drinking water from and fewer than 40% knew that vehicles cause air pollution.

So CSTL focused its efforts on helping people understand more about the world around them through science. CSTL strives to help people understand the importance of STEM in their everyday lives by providing programs for kids and their families. CSTL administers the world's only clean technology high school design competition, sponsored by Spellman High Voltage. CSTL will now administer a new health challenges competition for Long Island students sponsored by Neurological Surgical PC.

Nationally, fewer than eight percent of young people major in STEM careers, and we need over one million to fill STEM jobs. With local businesses reporting difficulty in filling jobs, especially in tech sectors, CSTL is opening several STEM centers across Long Island. With the help of an LIREDC-supported grant, these centers will be placed where people can learn more about STEM and the careers while having lots of fun exploring and discovering.

An important feature that was especially appealing to the LIREDC, the centers will be located in predominantly underserved areas where kids do not have the same access to STEM programs. The goal is to get the entire community engaged in STEM. Additionally, in spring 2019 CSTL will open “Dinosaurs! An Animal Adventure.” This is part of instilling love for science at a very young age.

“For Long Island’s economy to get even stronger we need lots of people to fill STEM jobs,” said Ray Ann Havasy, who founded and operates CSTL. “These are jobs that pay well and are involved with new discoveries every day.”

INNOVATION AND INDUSTRY CLUSTER



In 2011, the newly appointed LIREDC members, stakeholders and state agency staff sat in a room filling huge easel boards with our regional challenges, opportunities and proposed strategies. Each year that SWOT analysis and those issues are revisited and analyzed under the lens of a changing national and local economy and the rapid pace of new technology, discovery and demographic change. That room, full of our region's brightest and best, didn't imagine that in 2018 we would be seeing smart drones in the sky and self-driving vehicles on our roads. Some of those drones are being designed/ tested and manufactured on Long Island. Throughout these volcanic technology eruptions, the

Innovation and Industry cluster Work Group has held tight to its belief that the region's bright future hinges on creating a talented pipeline of workers and bringing discovery from the lab to the shop floor.

The innovation cluster selected by Long Island is life science and biotechnology. The cluster encompasses the discovery of new molecules and drugs to improve lives but also includes the development of medical devices and even the software and big data needed to churn new discovery. We support the work of Stony Brook University's Center of Advanced Technology in Biotechnology and the collaboration between Stony Brook, Brookhaven National

Laboratory, Cold Spring Harbor Laboratory, and the Feinstein Institute at Northwell Health as well as the CAT center's innovative Bio Mentor program.

We know Innovation and Workforce Development are independent pillars of our plan, but it's clear they intersect in so many important ways, and our past and future projects reflect what is often an overlapping but clearly intended mosaic. Placemaking and Tradeable Sectors also come into play, as building an innovation ecosystem means providing appealing communities to attract the young talent for our discoverers and producers. You simply cannot have innovation and technology commercialization without a

strong pipeline of workforce talent. Our innovation strategies help our schools from elementary to colleges, build interest in STEM and then train them to be ready to work. A key accomplishment of the LIREDC is in bringing together institutions and businesses that often worked at cross purposes. Creating synergies through collaboration remains a regional imperative, as both our innovation and workforce strategies rely upon the resources and activities at, and between, our renowned institutions.

Our strategic goals here are simple: to continue supporting innovation and discovery and to foster even closer collaborations among researchers, educators, entrepreneurs and other stakeholders because they turn our strategies into projects that create a brighter future for all Long Islanders. Our strategies are on these pages but our success is measured by walking through the labs filled with bright minds we enabled, the schools with new STEM teaching capacity we funded, and the factories that might not have sent as many of their products to every corner of the world without our support. Only when you see and touch these projects can you share the palpable excitement we feel for Long Island's Innovation future.

DR. LUCILLE NICHOLS LEE FEINSTEIN INSTITUTE RESEARCHER

Cutting-edge technology not only generates jobs but can improve the quality of lives and even save them.

Take Dr. Lucille Nichols Lee and her colleagues at the Feinstein Institute for Medical Research and Northwell Health's Department of Radiation Medicine. They have identified methods to increase use of the cutting-edge cancer radiation therapy, hypofractionation, in breast cancer patients. These findings, recently published in *Advances in Radiation Oncology*, demonstrate that most patients with breast cancer can be treated with a type

of radiation therapy that is as effective, but has lower toxicity levels, compared to current treatments.

Hypofractionated radiation therapy is used in cancer patients where a higher dose of radiation is administered over a shorter timeframe. Up until recently, it was thought that hypofractionated radiation therapy was ineffective for breast cancer patients. However, randomized clinical trials proved that this therapy is comparable to other radiation therapies in effectiveness while being less toxic.

"Hypofractionated radiation therapy is underused in the treatment of breast cancer despite equal control, less acute toxicity and similar side effects," said Dr. Lee who is senior author of the study. "We found that through the development of consensus-based treatment directives and peer review of cases by faculty in Northwell's

radiation medicine department that our adoption rate of this therapy increased to more than 73 percent of women treated for breast cancer."

Dr. Lee epitomizes the talent pool drawn to Long Island by powerhouse medical research facilities like Feinstein Institute for Medical Research and Northwell Health and their role in both research and education. Dr. Lee is also an assistant professor of Radiation Medicine at Donald and Barbara Zucker School of Medicine at Hofstra/Northwell, helping to produce the next, well, Dr. Lee!



IMPLEMENTATION OF INNOVATION AND INDUSTRY CLUSTER STRATEGIES

COMMERCIALIZATION OF SCIENTIFIC DISCOVERY

WHAT WE'VE DONE

The Innovation and Discovery building at **Stony Brook University's** R & D Park is nearly completed. It will house companies that employ too many highly skilled researchers to be housed in an incubator. This year a new MRI facility opened at SBU medicine, and state investment enabled an exciting new phase of biomedical imaging expansion to support academic and industry research. An added benefit: most of that equipment was created or assembled in upstate New York. Beyond biotech, we have supported the creation of cyber labs at **Stony Brook** and **New York Institute of Technology** for students and fledgling entrepreneurs to find ways to keep our financial systems and utility grids safe. We invested in SBU's **Additive Manufacturing Prototyping and Applications Center** to support Long Island's resurgence in advanced manufacturing. The center is open and, importantly, has these resources available to manufacturers across the state.

WHAT WE'LL DO

LI REDC will support funds for **Long Island University**, with campuses in Nassau-Suffolk and Brooklyn, to expand five new research labs. This will support life science education programs and better position LIU for the upcoming construction of the State's newest college of Veterinary Medicine. This Round we will support the establishment of the region's fourth medical school: The **NYU Winthrop School of Medicine** will be constructed within the Winthrop Research Institute in downtown Mineola – a facility we aided in earlier rounds – and will offer an innovative three-year medical program to train primary care physicians. We will also support funding for a new **Center for Advanced Drug Action** at Stony Brook.

INCREASE FINANCIAL RESOURCES FOR BIOTECH

WHAT WE'VE DONE

Biotech firms have a long lead until success might be evident and that can make NYS and local incentives difficult to match to proposed biotech investments. Economic development agencies are under close scrutiny and measured almost exclusively by short term job creation – not something aligned with the pace of industry processes in moving from lab “bench to bedside.” For that reason, our strategy

to bolster incentives and investments to support biotech was greatly augmented by the 2016 announcement by Governor Cuomo that a \$650M Life Science initiative had been funded. These funds, administered by ESD, makes available unique tax credits for life science R & D, capital for new biotech facilities, funding for new biotech accelerators – hopefully one for LI – and other competitive funding elements that more appropriately fit the needs of Long Island biotech.

WHAT WE'LL DO

LI REDC leadership will continue to encourage our life science institutions including **Stony Brook University, Hofstra University, Cold Spring Harbor Labs, NYU Winthrop** and **The Feinstein Institute** to collaboratively develop a solid request for funding that meets capital needs for new biotech facilities, provides softer funding for regional biotech research and offers funds to

DR. NICOLE S. SAMPSON PRESIDENT AND CO-OWNER OF CHRONUS PHARMACEUTICALS, INC.



Dr. Sampson is an innovative leader in creating superior disease diagnostics and drug candidates with improved efficacy. A woman-owned, pre-clinical stage company for commercialization of therapeutics and diagnostics with an emphasis on infectious disease, **Chronus Pharmaceuticals, Inc.** is currently based at CEWIT, a New York State Center of Excellence at Stony Brook University dedicated to help grow technologically-innovative companies on Long Island. Revolutionizing the world of biotechnology with her work, Dr. Sampson notes the key resources available on Long Island as pivotal to her success:

“The advice, mentoring, and support from the Center for Biotechnology, the LI-Bio HUB REACH program and the Institute of Chemical Biology and Drug Discovery have been instrumental in translating our science from the laboratory into a successful start-up company,” said Dr. Sampson.

Chronus Pharmaceuticals, Inc. is currently establishing a diagnostic to detect tuberculosis (TB) disease stage in small volume blood samples from pediatric patients using an antibody-based assay. One-third of the world's population has TB infection and children account for approximately 10% of the total TB burden. Since there are currently no non-sputum-based diagnostics specific for childhood TB diagnosis, the need for such a tool is extremely high.

In addition to being a role model as a female CEO, Dr. Sampson is a teacher and mentor, serving as Interim Dean of the College of Arts and Sciences and a Professor of Chemistry at Stony Brook.

spur development of new biotech firms across Long Island. Our strategy here is: “Hey if you don't ask, you won't get.” The key is a well thought out regionally collaborative ask with council leadership driving our request.

DR. RADU SION DIRECTOR OF STONY BROOK UNIVERSITY'S NATIONAL SECURITY INSTITUTE



Research and education is the under-appreciated key to a secure nation, and Long Island is becoming a center for some of the most intriguing tech approaches.

Dr. Radu Sion leads Stony Brook University's National Security Institute (NSI). The NSI vision and core mission are bold: to secure our homeland by researching and developing technologies and insights for trustworthy communications and computing platforms. NSI's goal is to become a world leader in research, the education of professionals, security technology, business and policy, and raising awareness. NSI spans multiple disciplines and establishes public-private partnerships to develop new holistic socio-technological solutions for securing our highly-digital societies; it engages not only in research but also in the education of professionals in defense, national and cyber-security, assurance, healthcare, and policy.

"With more top universities and national laboratories within a 25 mile radius, we have an emerging startup culture, and in closer proximity to incredible beaches than Silicon Valley," said Dr. Sion, "Long Island has become an amazing ecosystem for world-class technology research and impact. This has become obvious in many fields but especially in cyber security where significant strength has been building up over the past decade. Catalyzed by the State University of New York 2020 initiative, NSI has a world-renowned team that has raised over \$18m in research funding over the past 42 months. NSI continues its significant growth curve and more than 3 positions are available this year."

Dr. Sion's interests include Cyber-Security, Applied Cryptography, Network Security, Systems Security, Systems, Large-Scale and Cloud Computing, Green Computing, and Cost and Energy-Efficiency. Dr. Sion is a recipient of the prestigious National Science Foundation CAREER Award. Dr. Sion founded and is currently leading Private Machines Inc., a successful university spin-off startup building next generation cyber-security platforms.

In short, he is busy protecting us in ways most of us can't imagine.

INCREASE OUR SUPPLY OF TRAINED TECH EMPLOYEES

WHAT WE'VE DONE

Since 2011 we have been laser focused on creating a home-grown workforce to supply the talent demanded by our growing tech businesses. In Rounds One and Two we supported large investments in expanding engineering enrollment at **Stony Brook, Hofstra, Farmingdale State College and New York Institute of Technology**. This early "bet" paid off well and each college has seen a remarkable increase in both enrolled engineering students and in graduates' ability to secure jobs in the engineering field. Prior Regional Council investments have supported new teaching labs for nurses at Adelphi, for chemistry and biology and environmental science students at a new "academic collaboratorium" at Hofstra. We will see new STEM community centers opening in our highest need communities, overseen by a prestigious privately-run science education organization, and supported by last year's award.

WHAT WE'LL DO

We are creating anatomy teaching labs at **Hofstra** so life science students can learn on virtual dissection equipment and synthetic anatomical models. At **Farmingdale State College** we will support funding to turn a former single tenant bio space into a new multi-user facility that seeks to integrate bio curriculum students with smaller biotech companies that need interns and trained students. We will support the conversion of part of the former Dowling College into a new **National Aviation Training Center** that will partner with schools across the metropolitan region who need the aviation simulation equipment to train students for careers as pilots, aviation mechanics and other related fields. The new NAT center will fit well with our proud aviation heritage and create a pipeline of well-trained aviation workers.

GROW AND RETAIN BUSINESSES

WHAT WE'VE DONE

In Round One a \$500,000 grant was provided to **Accelerate Long Island** so the organization could distribute funds to early stage venture capital candidates. Now nearly all of the original companies are growing with some raising as much as \$3 million in follow-on funding. Clearly our most successful initiative came early on in Round One when we committed \$3 million to **Amneal** which has added almost 250 new jobs and is now LI's largest generic pharma company. We had similar success with **Sciegen** which in earlier rounds received Excelsior Jobs tax credits and added hundreds of new generic pharma jobs. In reality, ESD will work with any expanding company 365 days a year so they need not wait for a Regional Council funding round.

WHAT WE'LL DO

Reflecting the diversity of our initiatives, from fishing to machined parts, we are supporting primarily Excelsior funding for a group of companies we call our "business bundle." Though fitting in no specific strategic category, these companies will create hundreds of new manufacturing jobs. In addition, this year we are funding a facility at **SBU's Manufacturing Technology Resource Center**. It will make digital tools for smart manufacturing available to companies across Long Island who need to build prototypes or improve manufacturing processes. Other schools can send their clients to the MTRC.

ATTRACT A "BIG DOG" PHARMA COMPANY TO LONG ISLAND

WHAT WE'VE DONE

LIREDC has supported advanced drug therapeutics facilities at **SBU** and **Cold Spring Harbor** and in bio informatics/genetic research at the **Feinstein Institute**. Those investments have paid big dividends in jobs and by improving the lives of people who benefit from their research. So far we have been unable to attract another big pharma company. For that reason, we will "tweak" that strategy and focus more on growing many smaller companies through efforts like SBU's CAT BioMentoring initiative and a future bio accelerator facility. We hope one of these new biotechs or perhaps a company currently in StartUP NY space will grow and become that "big dog." Long Island is still on the radar for major biotech and pharma, but there's much to gain by bolstering our own. Prior LIREDC investments prove this out - like the \$3M in Round One for **Amneal Pharma** which has grown to over 700 jobs at a new manufacturing plant that opened this year. At the ribbon cutting the CEO noted he will keep hiring here - if he can find the qualified people.

WHAT WE'LL DO

Investments in **Advanced Drug Discovery Labs at Stony Brook** and the creation of multi-user labs for fledgling biotech firms at **Broad Hollow Bio Science Park** bolster that amended strategy of "growing our own". This year it is our hope that Long Island is awarded a biotech accelerator to be funded from Governor Cuomo's Life Sciences initiative. That would greatly "accelerate" the pace at which our region can grow successful biotech businesses.



CREATE A NETWORK OF NEW CYBER LABS/INCUBATORS

WHAT WE'VE DONE

Cyber Security, big data and Artificial Intelligence is on the front page every day and will continue to play a role in our lives, especially national security. Long Island, with a deep talent pool of IT workers combined with a heritage in defense, can take a leadership role. We have strengths in software engineering and the region is home to existing powerhouse companies like CA (formerly Computer Associates). We have funded projects to safeguard our utility grid and create cyber security research labs at SBU and New York Institute of Technology. The region is also home to CEWIT (The Center for Wireless and IT) in which several companies in the cyber security field are located. This all positions us well to leverage these assets into a new cyber strategy.

WHAT WE'LL DO

We are supporting a third cyber lab facility at Hofstra University. The proposed **Hofstra Cybersecurity Innovation and Research Center** will support research and teaching. This unique joint venture between Hofstra's School of Business and School of Engineering is expected to work cooperatively with Stony Brook and NYIT's existing Cyber labs and has the potential to create a network of Cyber research labs to train students and spin out commercial cyber businesses. Also this year we will support funding for a cyber IT facility at **Suffolk County Community College** to supply a pool of trained cyber students.

**LONG ISLAND TECHNOLOGY
COMPANIES ATTRACTED OVER
\$19M IN SBIR/STTR FUNDING
REPRESENTING ALMOST 20%
OF THE STATEWIDE SBIR/STTR
FUNDING IN 2016.**

PLACEMAKING

Thousands of new jobs have been generated on Long Island since 2011 through strategies enacted by the LIREDC that have encouraged investment in collaborative, public-private partnerships. As stated throughout this report, the region's current challenge is securing properly trained workers to fill the jobs. One of the growth mediums required to do this and nurture our vibrant, innovation economy is housing in neighborhoods that will appeal to an increasing number of talented, aspiring people, especially our Millennials. And don't forget prosperous Baby Boomers, who are looking to downsize to affordable rentals in interesting, exciting and walkable downtowns.

Additionally, the Suburban Dream is diversifying from the house surrounded by a white picket fence, with a patch of grass and two cars in the driveway, towards communities with ease of access to mass transportation and the option for apartment living. Our Suburban

Dreamers are changing too, with an increasing number of Blacks, Latinos and other minorities literally transforming the face of Long Island. The LIREDC is committed to serving all Long Islanders – to tap their talents and meet their needs – as the key to creating a more sustainable and successful region. Within this pursuit, we are well aware that “place matters” and placemaking is imperative.

In short, innovation, workforce development and placemaking go hand in hand.

Place certainly does matter. Where someone lives affects everything from their healthcare outcomes to educational achievement. But where someone chooses to live – and why – can affect the fortunes of an entire region. Our ability to attract highly-skilled workers, as well as preserving open space while realizing regional goals, depends on our willingness to construct multi-family buildings near restaurants, shops, art galleries, theaters and the dozens of commuter rail stations in our village's downtowns.

For those who prefer the traditional suburban style house, no problem – under any Smart Growth vision for Long Island more than 80 percent of our neighborhoods will look the same. But more and more jurisdictions have come to embrace the LIREDC job-creating strategies and have opened their arms to more urban-like placemaking. They can see with their own eyes that successful downtowns – and the numbers are increasing, albeit slowly – can increase tax revenues for local government, sales for Main Street businesses and valuation of properties throughout the community, even in the traditional suburban neighborhoods surrounding them. As felt by residents of Patchogue, Riverhead, Rockville Centre, Long Beach and other communities that have embraced multi-family housing as the anchor to a vibrant food and entertainment “scene,” a sense of place creates a sense of pride. This is especially true for our Downtown Revitalization Initiative recipients, Westbury and Hicksville and now Central Islip. Beyond contributing to the regional economy by providing “workforce” housing for people whose jobs aren't usually in the village, they are seeing a benefit for themselves.

For the LIREDC, the key equation as it relates to jobs is: Smart Growth = Transit Oriented Development + live/work/play amenities. That's why we have invested in everything from apartment buildings and the sewers beneath them to cultural centers and village parks.



IMPLEMENTATION OF PLACEMAKING STRATEGIES

CREATE MORE RENTAL HOUSING IN MULTIFAMILY DEVELOPMENTS

As “America’s First Suburb,” Long Island’s population exploded on the strength of single-family home developments. Although the Long Island Rail Road added station after station during this period, the region ultimately became dependent on the automobile. These new Long Islanders moved from the “big city” to enclaves where “local control” and “home rule” became a religion, and the First Commandment of Suburbia – the NIMBY battle cry – was “Thou Shalt Not Build High Rise.” No wonder change has come slowly. But come it has. While rentals make up about 20 percent of our housing stock, Long Island is seeing a steady rise in multi-family, mixed-use projects. Over the past 12 years, an estimated 13,000 new downtown rental units have been approved with another 10,000 units making their way through the approval and construction pipeline. Specifically, since 2010, Suffolk County has seen 4,363 new apartment units added to the housing stock. Despite all this activity, however, we still have a long way to go to meet the projected demand for tens of thousands of new units.

WHAT WE’VE DONE

We have invested in parking and sewers at the **Ronkonkoma Hub**, a new downtown with mixed-use development. Phase One of the project includes six buildings expected to be completed in second quarter 2020. We invested in infrastructure at the **Meadows at Yaphank**, another mixed-use development, providing affordable and market rate housing and retail services. Some of the rental homes will benefit researchers at Brookhaven National Laboratory (BNL), as well as faculty of nearby academic institutions. **Wyandanch Village**, also a large recipient of LIREDC support, has seen a formerly blighted parcel around the area’s LIRR station develop into a promising new neighborhood. Two mixed use buildings are complete and fully leased and a third broke ground this year.

WHAT WE’LL DO

We will continue to support multifamily housing in strategic locations. The LIREDC is supporting two sewer projects to enable the **Estella Housing Development**, a mixed-use development with affordable housing and commercial space in the Village of Hempstead; and **Matinecock Court Housing Development** an affordable, LEED Platinum-certified development in the Town of Huntington.



ARGYLE THEATER

Get ready for curtains up at the new Argyle Theatre in downtown Babylon Village. Originally built in 1922, showing vaudeville and silent films, the newly renovated space has been restored to its original single theatre configuration with an orchestra and balcony. The resulting live theatrical venue is suited for full scale Broadway-caliber productions, all of which are being produced in-house and with professional actors.

The much-anticipated \$3 million project, which supports LIREDC strategies that see the arts as important to developing appealing downtowns, has been brought to life by the father-and-son duo of Mark and Dylan Perlman. Owning and operating The Argyle is a dream come true for the pair, who purchased the space in February of 2017. As Dylan Perlman, a working actor himself, explained, “We want to be a convenient alternative to having to take a train or pay for parking and tolls,” as they do when they travel into the city for theater. Added Mark, a longtime public-school psychologist who also runs a private practice in Wantagh: “Whether it’s from Village Hall, or the shopkeepers, or their patrons, the reactions we’ve gotten have been tremendous; it feeds us.”

The Argyle will produce live entertainment on a year-round basis and will also feature classes and summer camp programs for those interested in the performing and technical arts, along with Children’s and Educational Theatre. Babylon Mayor Ralph Scordino noted, “A performing arts space like this will make the village an even more desirable place to visit and to live. It’s going to be a tremendous advantage for our business district to have a cultural arts center here.” Filling a cultural void on Babylon’s Main Street, the renovated theatre will become a placemaking destination for its area residents, fellow Long Islanders and out-of-town visitors as well. That’s why ESD awarded the Perlman’s \$150,000 for construction, and the Babylon Town Industrial Development Agency awarded tax breaks worth nearly \$300,000.


MAKE DOWNTOWN MORE VIBRANT WITH CULTURAL INVESTMENT

WHAT WE'VE DONE

As our live/work/play communities emerge, placemaking investments evolve from fundamental infrastructure to recreational, cultural and other amenities that increase foot traffic and create a pulse or “vibe” that keeps people coming back. With funding from Round Seven the **YMCA** is expected to construct a fitness complex in **Wyandanch**, as part of a continued Opportunity Agenda commitment to Suffolk’s poorest community. The center will complement the ongoing Wyandanch Rising development by creating a resource for child care and healthy-living programs, and – significantly – provide job opportunities to local residents. The **Argyle Theater** in **Babylon Village**, funded in Round Six, now offers a taste of Broadway. The 1920s movie house, having undergone an LIREDC-supported renovation, recently opened its doors to enhance a walkable stretch of restaurants and independent shops. **Peconic Crossing**, funded in Round Five, in downtown Riverhead brings one and two-bedroom apartments with preference to artists and Sandy victims. The new complex will offer art gallery space for its residents, facilitating creativity and collaboration.

WHAT WE'LL DO

The LIREDC will continue its support of arts and culture in downtowns this year with three new projects. **Gallery North**, a not-for-profit gallery in historic Setauket, promotes the finest contemporary regional art and craft. It will expand by building new exhibition space for local artists. **Southampton Arts Center** will enhance its historic grounds and arboretum with a new stage to expand its outdoor arts programming as part of their long-term project for restoration and expansion of the iconic building and grounds. **The East End Children’s Museum** will build a permanent facility in underserved Riverside to expand the community’s access to arts and cultural programming with plans for providing permanent, full-fledged, year-round enrichment for kids.



MAKE DOWNTOWNS MORE ACCESSIBLE WITH MORE PARKING

WHAT WE'VE DONE

A successful downtown – one that adds valuable new employees and revenues, as well as retains the wealth of aging Baby Boomers seeking to downsize – requires another feature. That’s parking. One of the goals of clustering housing near transportation hubs is to get people out of their cars, easing congestion and pollution. But the reality is that most Long Islanders drive cars to shop or get to work. And since a “hot” downtown is going to attract visitors from far and wide, adequate parking is a must. The LIREDC believes that **multi-level parking garages** are the best solution and we have urged the state to invest in such facilities at the **Ronkonkoma Hub, Nassau Hub, Downtown Huntington** and other commercial centers in the region.

WHAT WE'LL DO

The LIREDC continues its support for parking in downtowns this year. The **Village of Patchogue** will construct a new public parking garage to meet downtown development needs. The structure will also house the Bus Rapid Transit stop connecting Patchogue to Ronkonkoma, Suffolk County Community College, and Stony Brook University. **225 Northport LLC** will construct parking infrastructure to support new commercial space in the **Village of Northport**. It will be located across the street from the village’s popular theater and will substantially reduce the overwhelming demand on the municipal parking currently available.

TRADEABLE SECTORS

Since early in its history, through the hey days of its aviation and aerospace “eras,” Long Island has been a manufacturing and exporting powerhouse. From timber and fish traded by the first settlers and the potatoes and cauliflower on its 19th and 20th Century farms, to the aircraft that helped win World War II and land the first man on the moon, our region has generated great wealth from selling what we have made to the world. In recent times, tradeable exports have declined as an overall facet of Long Island’s economy. But with more than 100,000 jobs on Long Island supported by exporting, the LIREDC has consistently recognized their continued importance.

That’s why we have promoted two over-arching Tradeable Sectors/ Global NY strategies as key to a sustainable economic future. One is to reinvigorate our manufacturing sector through transformation from traditional defense and aerospace to advanced technology products, and create skilled, high-value jobs and a network of nimble companies that can develop synergistic partnerships

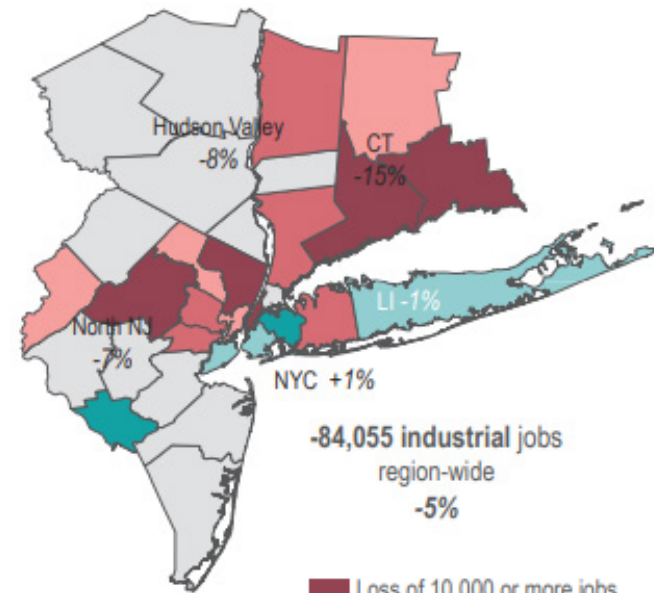
with companies in other regions. The second is to augment the export capacity of Long Island companies and attract foreign direct investment in the region by bringing together experienced exporters, relevant government agencies, and our world-class education and research institutions to identify and pursue potential business opportunities overseas. We believe these strategies will help us remain “open for business” to the world.

Our companies that make products and sell them widely not only provide jobs but bring in dollars from outside the region that grow our economy. And they provide links to new ideas and successful ventures that can translate into business relationships beyond our borders and even the development of new products inspired by them. With a network of support systems that range from state incentives, partnerships with universities, and workforce training, which is growing ever more important for our region, we are able to help manufacturers find success on Long Island.

Employment in tradeable sectors creates opportunities for Long Islanders to begin a new job in an entry-level position and learn important skills to grow with their employer, so they can move into higher-wage positions. While employment in manufacturing has declined in New York, Long Island has seen a less severe drop than the rest of the tri-state area.

In fact, we have seen growth in industrial jobs throughout Suffolk County. This shows that the manufacturing sector is still a source for employment in our region.

The region’s manufacturing companies need help, however, to keep up with the demands of modernization and other global factors. With support from the LIREDC we are confident that manufacturing on Long Island will continue to be the important source of jobs and economic growth as it has been historically.



Credit: Geography of Jobs
NYC Department of Planning, July 2018



IMPLEMENTATION OF TRADEABLE SECTORS STRATEGIES


SUPPORT GROWING LONG ISLAND COMPANIES WITH CONNECTIONS TO RESOURCES, GRANTS, AND TAX INCENTIVES

WHAT WE'VE DONE

Since 2011, the LIREDC has supported numerous manufacturing companies as they seek to expand and hire more workers. Manufacturer **JM Haley Corporation** received a grant in Round Two to hire 50 new employees and purchase new equipment to expand their sheet metal manufacturing company. LIREDC support allowed **Thuro Metals** to acquire two new CNC machines to expand their high precision metal manufacturing company and create two new jobs. By supporting **D'Addario and Company** in Round Five with grants and Excelsior job tax credits, the guitar string manufacturer was encouraged to return some operations to Long Island. LIREDC supported **Alken Industries**, a woman-owned aerospace manufacturer, to purchase new advanced manufacturing equipment and grow their global market share. Excelsior job tax credits enabled **AJES Pharmaceuticals** to add 25 new jobs and purchase manufacturing equipment. To be able to exploit opportunity, ESD supports our tradeable sectors year round with the Excelsior Jobs Program. **Island Exterior Fabricators**, a pre-fabricated exterior panel maker, will grow by 150 new jobs over 5 years and retain 400 jobs. **Contract Pharmacial** will add 168 jobs and **Flexible Business Systems** will grow their IT solutions company by moving into a new building in Hauppauge and hire 25 employees. Their relationship with Stony Brook University has afforded students a pipeline to employment.

WHAT WE'LL DO

Once again this year the LIREDC will support projects in our key tradeable industries by providing businesses with the tools they need for success. **Sensaras**, a company that produces ultrasonic sensing technology, will invest in a new building and machinery and equipment so they can grow their workforce and expand production. **Industrial Steam Boilers** will hire 25 new employees and acquire a new facility in Copiague to begin manufacturing their own energy efficient boilers. The investments of these, and many other companies, not only will help grow Long Island's workforce but contribute to a stronger local economy and support our legacy manufacturing industries.



EAST WEST INDUSTRIES, INC

"The ongoing controversy over U.S. tariffs on steel and aluminum imports is one of the most significant issues impacting manufacturing today, especially on Long Island. Moreover, the tariffs are widely expected to have negative effects on key parts of the Long Island supply chain. In recent months, Long Island manufacturers have seen an increase in steel and aluminum prices jump 25 - 40% along with longer lead times imposed to bring in the product. East/West is a Ronkonkoma women-owned based aerospace manufacturer of aircraft seats, helicopter seats, oxygen systems and portable floor cranes for use in the military and commercial markets. We are in our 50th year of business and employ 81 people here on Long Island. Our government contracts are firm-fixed-priced contracts, and we cannot pass along higher material costs; therefore, this will impact our overall profitability. Steel and aluminum are vital to our products and industry, and many LI companies have not planned for this increased cost that will have a significant impact on their business. This impact may also force downsizing or prevent expansion that would have been experienced as the economy began to soar. East/West is trying to partner with its customers to see if there is any opportunity to work in tandem with the larger customers in their supply chain to assist with more affordable pricing and reduced lead-time for materials."



Teresa Ferraro - President

BUILD STRATEGIC PARTNERSHIPS TO HELP MANUFACTURERS ACCESS TRAINING AND RESOURCES

WHAT WE'VE DONE

At Stony Brook the **Manufacturing and Technology Research Consortium** is an ESD designated Manufacturing Extension Partnership Center with the goal of “assisting small to medium-sized manufacturing companies develop business growth and increase competitiveness through training, workforce development, and/or revitalize/renew their product lines all while supporting our region’s priority industry cluster-biotechnology.” This center has shown results with more than \$1 million committed thus far to support Long Island manufacturers. Year-round events such as cyber-security training, mentorship programs, and funding workshops complement the financial support the MTRC gives new and growing manufacturers. A recent robotics competition for middle and high school students was an important contribution to creating a sustainable pipeline of talent for our tradeable high-tech sectors.

WHAT WE'LL DO

LIREDC will support **Stony Brook Smart Manufacturing Technology Resource Center** that will create a complementary facility in the NYS Center of Excellence for Wireless and Information Technology (CEWIT), which houses the state funded Manufacturing Extension Partnership (MEP). Stony Brook will purchase new machinery and equipment to be used by local manufacturers. This project will create new opportunities for businesses to both utilize and train employees with digital production equipment that could help enhance their manufacturing operations.

STONY BROOK'S MTRC FUNDING ALLOCATIONS

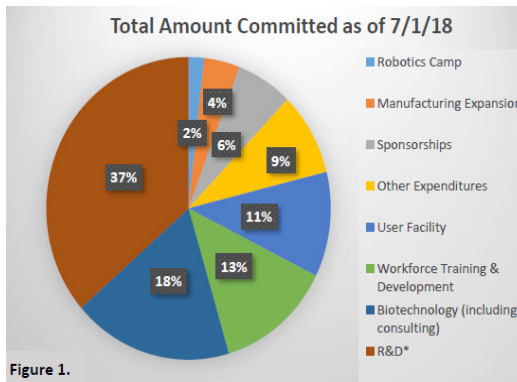


Figure 1. From MTRC 2017 Annual Report

Did you Know?
The Long Island Regional Office of Empire State Development is working hard to support businesses all year round. From February 2017 to June 2018 **33 companies** were accepted into the Excelsior Jobs program. Collectively they've committed to creating **2405 new jobs and retaining 8285 existing jobs** over the next 10 years.



MARYHAVEN CENTER

Sometimes the best collaborations are the one’s you least expect. The Manufacturing Extension Partnership has been working with the Maryhaven Center of Hope to create new workforce opportunities for members of the Long Island community with special needs. By leveraging resources from FuzeHub, the Small Business Development Center at Stony Brook University and a Manufacturing and Technology Resource Consortium grant (MTRC), the Maryhaven Center for Hope will transition a card making enterprise from a “sheltered workshop” to a “profitable manufacturing business with a transformation plan outline.” By launching this new business gainful employment will be provided for individuals with intellectual and developmental disabilities, as they will design and manufacture the cards. “We at MTRC are glad to be able to have the opportunity to work with Maryhaven through [the New York State Rehabilitation Association] and FuzeHub, (and to) have a hand in the development of their business and assist in their mission,” Kao said in a statement.

PROMOTE THE FOOD INDUSTRY AS A KEY GROWING CLUSTER IN THE REGION AND PROVIDE THE SUPPORT FOOD MANUFACTURERS NEED TO THRIVE

WHAT WE'VE DONE

When we talk about tradeable sectors, we can’t forget the growing Long Island food cluster. The Tradeable Sectors/Global NY Work Group added a representative from the **Long Island Food Council** to the work group to better support the needs of the food industry. Through their network of food manufacturers and a new relationship with the Manufacturing Extension Partnership more resources will be made available. We hope to capitalize on this momentum, particularly with the increasing number of ethnic food producers in our region, and continue to help companies like **La Flor Spices**, a family owned business that was accepted into the Excelsior Jobs Program this year and will be hiring 15 employees, and **Manna Fish Farms**, which received funding in Rounds Five and Seven for an innovative fish farming facility on the East End. This is where diversity and technology combine to create a burgeoning new sector.

WHAT WE'LL DO

We are seeing more and more food companies coming forward for assistance to try out new product lines or expand production. The LIREDC understands the importance of providing the access to the capital needed for these companies to make the investments that will help them grow both domestically and internationally. This Round LIREDC supports **Wenner Bread** which will hire 25 employees and invest in new machinery and equipment so they can expand into European markets. The LIREDC also supports **Haskell’s Seafood** which plans to open a new fish processing facility in East Quogue that will create 6 jobs and pave the way for the production of organic fish based fertilizer to be used on local farms. **Nassau Candy** is also supported and will invest in new machinery and equipment to grow their candy production facility in Nassau County.

ASSIST MANUFACTURERS IN FINDING SKILLED EMPLOYEES TO FILL OPEN POSITIONS

WHAT WE'VE DONE

In 2011 the unemployment rate on Long Island was over 7%, now it hovers around - and sometimes below - 4%. One of the region's biggest challenges, as noted throughout this report, is that employers cannot find enough employees with the proper training. We have been addressing this through attraction – creating exciting places for employees to live, work and play (see placemaking section) - and in supporting our educational institutions and other training providers. In Round Six **C&H Machining**, a small company in Bohemia, used LIREDC funding to purchase new Dimension Imaging Equipment and hire and train new employees to utilize the machinery, expanding its trained workforce and production capacity.

WHAT WE'LL DO

Given the growing number of companies that have trouble finding skilled workers, the LIREDC is supporting an investment by the **Electrical Training Center** to improve the educational experience for the growing number of students interested in HVAC and electrical training. The learned skills will be transferable to a variety of careers and create new opportunities for the workforce as well as for the employers who need trained workers. Also, the Workforce and Education Work Group meets monthly throughout the year and brings together the colleges, the Workforce Investment Boards, and the region's Workforce Development Institute to strategize how to further help companies fill their jobs as well as train their current and prospective employees. Since 2011 many companies have received Departmental of Labor grants to assist in training their workforce.

ADVANCE REGIONAL TRADE THROUGH EXCHANGES OF INFORMATION, CONTACTS, FOREIGN MARKET EXPERIENCE, AND PARTNERSHIPS AMONG COMPANIES AND TRADE ORGANIZATIONS.

WHAT WE'VE DONE

Long Island is recognized internationally, due to its many successful sectors and the sophisticated workforce and institutions that produce its goods and services. Through The **STEP** and **Global NY Fund** grants, Long Island companies that are interested in growing their international market share can apply for funding for overseas travel, trade show participation, marketing, and programs sponsored by U.S. Commercial Service. Companies like **CVD Equipment**, a manufacturer of process equipment solutions, and **BOA Handcuffs**, a specialized handcuff manufacturer, received funding to travel with ESD and identify new markets. This type of support allows companies to enter into global markets and remain competitive through long term growth.

WHAT WE'LL DO

Sometimes international travel isn't feasible for busy companies, so the ESD Global NY office will be bringing our international representatives to New York. A foreign office tour with representatives from Mexico, Europe, Israel, South Africa, Canada, and China will be happening in October to give businesses the opportunity to learn about grant funding opportunities and what countries may be worthwhile for expansion. This tour presents an exciting opportunity to reach Long Island companies with resources and provide them with access to knowledge that could help them expand.

**Global NY:
Supporting Long Island Exporters**

Companies that received ESD funding for global travel from 2015-2017 anticipated a total one year increase in export sales of \$3,655,000.

Since 2015 51 Long Island companies have received STEP or Global NY Fund grants to expand exports through trade shows, sales trips, workshops, exhibits, and utilizing U.S. Commercial Service programs.

In the past year
- 3 companies traveled to Israel with ESD
- 3 companies traveled to Germany with ESD
- 1 company traveled to China with ESD
- 1 company traveled to Malaysia with ESD

They received \$34,750 of ESD funding to support their efforts

CVD EQUIPMENT CORPORATION:

CVD Equipment Corporation designs, develops, and manufactures process equipment solutions for R&D, pilot, and production applications. Over the past 35 plus years, our products enable tomorrow's technologies through designing and building safe, robust, and high-performance turnkey CVD process equipment and producing innovative materials, coatings, and services for Universities, Research Laboratories, Aerospace, Medical, Optoelectronics, Semiconductor, amongst many other markets. The CVD Equipment Corporation headquarters and our wholly owned subsidiary, CVD Materials Corporation, are both located on Long Island, New York, USA. With the help of the Empire State Development Global NY State Trade Expansion Program, we expect our export sales to exceed 50% total annual sales over the next few years. "Empire State Development Global NY STEP has assisted us to communicate our marketing message globally by providing funds specifically offsetting some of the marketing expense." Manny Lakios, VP Sales and Marketing.



NATURAL ASSETS AND TOURISM

Natural Assets and Tourism would stand on their own as influential facets of our economy, but their importance is magnified – synergized – by their symbiotic relationship. Long Island wouldn't be what it is – not economically, culturally, socially and bunch of other “lys” – without tourism. And the region's tourism would not be what it is without our legacy sectors – agriculture, aquaculture, fisheries and tourism – and our natural assets – the beaches and bays, the forest and farmland – that put the “ah” and “oh wow” in the voices of our visitors. Tourism is the place where the precious balance between the economy and the environment is at its most precarious, as well as productive. That's why the LIREDC has prioritized strategies to maximize the potential of Natural Assets and Tourism, individually and together. That's also why we present them in a single, if segmented, section.

From docks and cold storage facilities for the fishing fleet and farmers, to workforce training in hospitality services, to sewers that protect the environment and enable clustered affordable housing that preserves open space, we have invested tens of millions of dollars that have benefitted the related realms of tourism and natural assets. We have helped tourism organizations expand their seasons with creative promotions. We have brought innovation not only to our labs but to the land and sea, providing capital for young farmers and fishermen to buy cutting-edge equipment, and for new fish-farming techniques that will add to revenues and preserve native stocks. We have encouraged the wineries that produce vintages from the grapes they grow on land protected in perpetuity. We have promoted “buy local” programs for Long Island produce. We have underwritten the latest technology for the wholesalers who bring these harvests to market. And we have helped expand these markets, including exports. Ours is a true economic ecosystem.

The LIREDC has also recognized our historic heritage, as well as arts and cultural institutions, as an important part of persuading people to live, work and play here.

That tourism employs some of our poorest neighbors and attracts some of the richest – from dishwashers and landscapers earning minimum wages, to hedge fund executives in multi-million dollar summer homes – gives the sector the unique power to generate enormous revenues, in both taxes and payroll, that can help local governments pay for critical services and provide thousands of people with the means to the middle class.



NATURAL ASSETS

IMPLEMENTATION OF NATURAL ASSETS STRATEGIES

IMPROVE SUSTAINABLE AGRICULTURE ENTERPRISES

PRESERVING PROTECTING & PRODUCING FROM THE LAND & SEA

Our natural abundance was what first attracted settlers to the region, the Dutch and English who wrested control of the forested lands and fish-filled bays from the Native American tribes that lived here for centuries. And just as much as these assets were part of our past, they are very much a part of our future.

With hundreds of miles of coastline, Long Island has a variety of natural assets that not only still attract visitors year-round but support a way-of-life for many of our 3 million residents. A founding pillar in our heritage, these legacy sectors reinforce a sustainable approach to regional economic growth. As a critical focus of the Natural Assets and Tourism Work Group, investment in programs and facilities that protected the environment and encouraged the sustainable growth of agriculture and fishing were seen as strategically vital and resulted in notable growth in recent years.

WHAT WE'VE DONE

Increasingly, it's about connections and synergies. Long Island's farms, farm stands and vineyards continue to generate tourism dollars and support our local restaurants and service industries while feeding our local community. The **Farmers of the Future** initiative was created to lend aid to full-time farmers by way of capital investments and consumer promotion to shop local. Initiated in Round Four by the Peconic Land Trust with a LIREDC-supported grant, Farmers of the Future has helped secure future generations of farmers on Long Island by keeping farmland in production, increasing job opportunities in the agricultural sector and allowing farmers to explore innovative technologies. This on-going program was developed collaboratively by the **Long Island Farm Bureau, Cornell Cooperative Extension, Farm Credit East, Edible East End, and the Suffolk County Planning Commission**. To date, 62 applications have been pre-approved by ESD, totaling approximately \$1 million.

WHAT WE'LL DO

The LIREDC will continue to support our regional farmers this year with the **Choose LI – Local & Independent** initiative a cooperative effort to raise awareness, advocate and inspire the community to support local and independent businesses by spending 10% of their weekly food allowance on seasonal fresh food goods across Long Island. New Yorkers spend an average of \$176 a week on food, according to the U.S. Bureau of Labor Statistics. Suffolk has 474,311 households. If 10% of Suffolk households committed to spending 10% of their weekly food budget on local produce, that would equate to \$19 million in direct spending, \$33 million in total economic activity and nearly 1,000 new local jobs.

Did you Know that Suffolk County Long Island is...

The #3 county in New York in agricultural production with \$240 million in annual sales

Boasts 604 farms averaging 60 acres

Sows 36,000 acres in farmland nearly 20,000 of which are permanently preserved

Ranked #1 in the State with 1.9 million ducks sold and is 5th in the production of ducks nationwide

Ocean-related businesses accounted for 5% of total jobs and \$1 billion in goods and services.

Landed more than 24 million pounds of fish valued at more than \$30 million

Montauk is the top port in NY State, landing over 13 million pounds of fish worth just under \$16 million at the dock in 2015

3,000 acres of grapes planted

Most of the 60 wine producers offer tours and tastings, estimated to draw 1.3 million visitors to the vineyards each year.

Source: Suffolk County Economic Development

IMPROVE THE ECONOMIC POTENTIAL AND EMPLOYMENT OPPORTUNITIES OF FISHERIES AND AQUACULTURE

WHAT WE'VE DONE

Long Island's docks, marinas, ports and fisheries provide sustainable fresh fish and shellfish, further supporting local restaurants and the service industry and generating significant revenue for our economy. Montauk remains the state's top port and the 63rd largest in the U.S. LIREDC-supported projects in this sector were designed to boost the region's eco-tourism and utilize innovative technology to keep Long Island on the forefront of the fishing industry. A prime example is **Manna Fish Farms**, which employs the latest in submersible cage technology to farm finfish, shellfish and microalgae off our coasts. Restoring the region's waterways and bays to their former ecological balance has been an LIREDC priority from the beginning. Past funding for projects like the **Great South Bay Shellfish** restoration has helped create new opportunities for shellfish farming and restore waters that once provided a substantial portion of our region's clams, scallops and oysters.

WHAT WE'LL DO

Aquaculture is one of Long Island's key legacy industries, and in Round Eight LIREDC support of the fishing and shellfish industries remains a priority. Projects such as **Haskell's Seafood Expansion** and **Manna Fish Farm's Shinnecock Dock Restoration** will create a variety of jobs and expand processing capacity for fishermen. Additionally, the consolidation of **East Hampton's shellfish hatcheries** will increase efficiency and create new opportunities for shellfish farmers to learn the trade and grow new businesses.

SUPPORT OUR GROWING CRAFT BEVERAGE INDUSTRIES

WHAT WE'VE DONE

With all the walking and bike trails through our greenways and shorelines, there are more and more places to slake a good thirst. Long Island is home to over 30 farm, micro, and restaurant breweries and tasting rooms. In fact, we are ranked in the top three regions for craft beverage makers in the state. With Governor Cuomo's encouragement, we have supported our brewers, who generate over 320 jobs and nearly \$92 million in economic activity. The **East End Tourism Alliance's Craft Beverage Bonanza** widened exposure through thematic off-season weekend events that cross-marketed craft beverage and local farming with other important cultural and tourism related assets. And of course there is the wine. With over 50 vineyards, the Long Island Wine Region is recognized as one of the nation's top ten. The LIREDC-supported efforts of the **Long Island Wine Council** has boosted awareness of our vintners globally.

WHAT WE'LL DO

As we have seen in past rounds, collaboration is a fertilizer that can nurture fruitful projects. The **Long Island Wine Council** will work with **NY Wine Events** on a series of educational and promotional activities with a focus on drawing new visitors from locations west of LI Wine Country. By engaging local wine producers and sommeliers and creating bus tours that make travel easy, this LI Wine Council project will help build new economic activity for our local vineyards and create jobs in several sectors.



FARMS OF THE FUTURE AWARDEES



PETER STEIN, PEEKO OYSTER

The Ag Capital Grant has been a catalyst for Peeko Oysters. It has greatly accelerated our timeline for scaling our business. Growing oysters at scale requires significant infrastructure and equipment. With the Ag Capital Grant's support in acquiring and implementing the much needed equipment, we are now well on our way to having an efficient and sustainable business.



CHARLES MASSOUD, PAUMANOK VINEYARD

In any business there are desirable projects which do not always have a good financial justification. One such example is solar power. Even though prices of solar technology have come down it will still take many years for such an installation to break even. Yet it is very desirable as it reduces the use of fossil fuel as well as our dependency on the power utility. A grant will usually help improve the financial cost justification making it a more attractive investment. The payback benefits the business for sure but it is also a gift to the community as the carbon emissions are reduced for everyone.



MARK ZAWESKI, MKZ FARMS

In recent years I have been transitioning to chisel plowing instead of mold board plowing in an effort to break through the plow pan created by years of conventional plowing. By doing this I am seeing better drainage in my fields and also increases in organic matter. Chisel plowing leaves a tremendous amount of residue on the surface and the disc harrow I purchased with my grant, does a great job at incorporating the rye residue into the upper layer of soil versus plowing it down deep.



MATT SCHMITT, SCHMITT FARMS

Receiving this grant has been vital to our growing business. After working for years to increase our output and expand our ability to distribute, we found ourselves at a standstill without the capital to take the next step. Since receiving the grant we have been able to purchase the equipment necessary to facilitate more efficient production and make upgrades to our facility which allow for greater distribution.

TOURISM

**IF WE BUILD IT
(AND KEEP IT
CLEAN, FRESH AND
BEAUTIFUL) THEY
WILL COME**

The visitor economy continues to be a critically important driver for our region, generating more than \$700 million in state and local tax revenues and supporting more than 78,202 local jobs. The work of this \$5.9 billion industry has a powerful multiplier impact on Long Island's economy, with over nine million visitors flocking here annually for our rich natural assets such as our parks and beaches as well as the many accommodations, restaurants and cultural attractions. Thus, it should be no surprise that Long Island's tourism industry remains a top priority for the LIREDC as it continues to deliver a significant return on investment and has proven vital to the growth of our region. We are more than a little aware of how much we are competing with other regions, not just in the tri-state area but the world. Travel dollars can go anywhere.

But we are making progress, primarily through the creativity of tourism businesses and organizations dedicated to promoting them. A study by Tourism Economics shows that the state's tourism economy expanded in 2017 by 4.4% in traveler spending, reaching a new high of \$67.6 billion – 27% above the state's pre-recession peak set in 2008. Tourism generated \$8.5 billion in state and local taxes in 2017, saving each NYS household an average of \$1,172 in taxes. Traveler spending on Long Island increased by 4.0% in 2017.

With World Pride expected to bring millions of new visitors to NYC in 2019, and with the continued need to promote US destinations as welcoming, in contrast to perceptions of intolerance generated by comments and policies by the current U.S Administration, attracting visitors (both international and domestic) remains paramount for Long Island.



LONG ISLAND TOURISM BY THE NUMBERS

Winter parks visitors increased from **1,883,170** in 2011 to **2,510,466** in 2017



Winter

During the summer of 2017 Long Island State Parks had **11,084,705** visitors



Summer

There was a **24.5% increase** in Spring visitors to state parks from 2011 to 2017



Spring

In just one year between, 2016 & 2017, Autumn parks visitation increased by **181,140** people



Autumn

A look at the economic impact of regional tourism

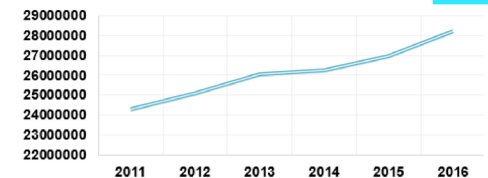


78,202 people were employed in the tourism industry in 2016- up from **70,120** in 2012

Visitors have contributed **\$3,887,964,780** in state and local taxes since 2012



Visitation to Long Island has been **on the rise** since 2011



IMPLEMENTATION OF TOURISM STRATEGIES

ENHANCE LI TOURISM MARKETING DIRECTED AT REGIONAL, STATE, NATIONAL, AND INTERNATIONAL COMMUNITIES

WHAT WE'VE DONE

International visitors account for a significant portion of our \$5.9 billion annual tourism industry. The LIREDC-supported **Enhanced International Marketing Initiative** by Discover Long Island™, our official tourism marketing organization for Long Island, promotes Long Island's beaches, wineries, racing and sports, in conjunction with its family-friendly environment – ultimately hoping to attract visitors traveling primarily to New York City. This collaboration between Long Island, NYC & CO, and I LOVE NY, aims to fulfill Governor Cuomo's desire to promote Long Island as "New York City's Beachfront Backyard" in Australia, Canada, UK and Germany. Strategic partnerships with representatives in key international markets resulted in over 200 overseas media placements reaching an audience of over 7.5 million in 2017.

WHAT WE'LL DO

After the significant success of the direct marketing campaign in European markets, **Discover Long Island** will expand its partnership with NYC & Co to promote Long Island tourism in Australia and Canada as well as continue promotions in Germany and the United Kingdom. By capitalizing on the popularity of NYC as a destination and drawing international travelers to the Long Island region, this campaign will bring in new tourism dollars and enhance our image as a worthwhile destination in our own right.

SUPPORT PARTNERSHIPS TO INCREASE VISITATION OF THE REGION'S TOURISM ATTRACTIONS

WHAT WE'VE DONE

Core component of Long Island's unique infrastructure is its accessibility. It has been a focus of the LIREDC to help create connectivity between our downtown destinations and a variety of events. The LIREDC-supported **North Fork Link** is the newest car-free way to explore the North Fork. The complimentary shuttle service lets riders hop on and off at various locations between Riverhead and Greenport with arrivals every 30-40 minutes, allowing visitors and locals to experience all there is to offer on the North Fork.

WHAT WE'LL DO

One of Long Island's greatest assets is our expansive beaches that draw visitors from near and far year after year. **Wildplay Jones Beach**, an adventure park for all ages, will enhance that iconic, world-renowned state park and contribute to the strategic revitalization initiated by Governor Cuomo. With multiple courses, the park will cater to thrill seekers as well as those who like to "play safe," and add another attraction that will boost attendance and spending.



EAST END TOURISM ALLIANCE

The **East End Tourism Alliance** used a Round Six REDC Market New York grant to respond to the increasing importance of video for marketing tourism destinations, attractions and activities. Funding was used to produce a series of short films to introduce prospective visitors to each of the East End's Five Towns as well as to the East End as a region. The videos are now available on the eastendgetaway.com website and social channels, as well as on those of each of its partner destination marketing organizations. The footage was also edited for use in 30- and 60-second TV spots, which have been airing since Spring 2018. Local businesses were invited to participate in the project by producing branded "tags" for use in conjunction with the Town/Regional videos on their own social media channels or in TV Spots. The project's primary sponsor, Hampton Jitney, is featured in all productions. Funding was also used to create a library of video images – categorized by landscape scenes, leisure/sports activities, etc. – that can be uploaded by local partners and businesses to promote specific tourism packages. EETA's \$150,000 media campaign to drive traffic to the videos and packages includes TV spots on CBS and digital ads on the most popular social media channels, including TripAdvisor and Facebook. Based on numerous analyses on the impact of video for tourism marketing which show, for example, that 75% of affluent travelers, 72% of business travelers and 45% of leisure travelers book travel after viewing online travel videos, EETA is confident that its project will increase tourism to the East End of Long Island and New York State.



OPPORTUNITY AGENDA

IMPLEMENTATION OF OPPORTUNITY AGENDA STRATEGIES

FOCUS REGIONAL RESOURCES ON A SINGLE DISTRESSED COMMUNITY

WHAT WE'VE DONE

When the governor formally announced the Opportunity Agenda in Round Three, it not only validated the community's preparations and our strategic approach, but provided the resources to focus on a single economically distressed area. The council carefully reviewed indicators such as poverty rates, median household income and public assistance receipts. We also considered where civic capacity and existing investments would enable state funding to have the greatest impact. But Wyandanch, where a private developer already had partnered with county and town governments to undertake the community's revitalization, was the obvious choice.

WHAT WE'LL DO

With tens of millions of dollars invested in Wyandanch construction LIREDC and ESD staff are conscientiously working with the developer to make sure they follow through and meet their benchmarks. The **CDC of Long Island** and the **YMCA** have major projects underway that require careful attention to the details of multi-lateral negotiations and community preference. We are highly optimistic that the projects will be completed and reap the promised benefit in jobs and community services.

EXPAND OPPORTUNITY AGENDA TO OTHER COMMUNITIES

WHAT WE'VE DONE

We have begun building on the successes of the **Wyandanch Community Resource Center (WCRC)** model in other communities. The **Huntington Community Development Agency** successfully secured funding for a **Community Resource Center** in **Huntington Station**, applying the WCRC model to address similar local labor market challenges. Nassau County has worked with community organizations in Uniondale to renovate a vacant storefront for use as a workforce and training facility. Most recently, the **Empire State Poverty Reduction Initiative** developed a plan to improve economic opportunity in Hempstead Village. Although funded through a different state source, early discussions about mobile resource centers align closely with the Wyandanch model, and members of LIREDC Work Group worked on the Hempstead report.

WHAT WE'LL DO

While the barriers of segregation and inequality endure, the LIREDC will continue to contribute to a fairer distribution of opportunities by fostering collaborations and connecting critical nodes like resource centers to the broader regional economy. The LIREDC will continue to support projects in underserved communities will the **Interfaith Nutrition Network Community Center** in the Village of Hempstead.


addressing economic distress that saw investments in infrastructure as inseparable from investments in individuals.

Thus, when the state mandated that each region select a community to implement an Opportunity Agenda, the LIREDC had already begun focusing its economic firepower on Suffolk County's poorest community, Wyandanch. Beyond its demographic challenges, which included the introduction of thousands of non English speakers into the mainstream of hamlet life, Wyandanch was a strong candidate for Opportunity Agenda designation because the community had been preparing for such an opportunity for nearly a decade. Residents and elected officials, aided by not-for profits, held visionings, crafted a plan for renewal called Wyandanch Rising and prevailed upon local, state and federal representatives to pump millions into sewage and other infrastructure necessary for major redevelopment.

Thus when the time came, and the resources were there, Wyandanch really was ready to rise with recent employment gains exceeding the regional average.

From its very first meeting, the LIREDC recognized that the region's key challenges were its fragmentation and segregation. Council members understood that divisions born of localism, racism, and exclusion were not just the roots of gross injustices – unequal schooling, household incomes, housing choices and job opportunities – but had dampened the economic vitality of the region as well. The resulting barriers prevented investment from flowing where it could be best used, left talent untapped, and hampered entrepreneurship.

The recession was a moment of reckoning for Long Island. The housing crisis revealed the dangers of cutting off borrowers and communities from mainstream lending. When foreclosures, unemployment and poverty rates rose, the decline was sharpest in majority-Latino and Black communities that had received a heavy influx of subprime lending – communities like Wyandanch and Hempstead Village – but the effects eventually radiated into the broader economy. In response, the LIREDC adopted a two-pronged strategy for



INVEST IN DEVELOPING HUMAN POTENTIAL

WHAT WE'VE DONE

The human prong of the Opportunity Agenda has taken shape through a series of CFA grants that prioritize investments in the skills of the residents, ensuring that they will be positioned to take advantage of new LIREDC-supported opportunities in Wyandanch and throughout the region. Beyond its new bricks and mortar, the **Wyandanch Community Resource Center** is central to this strategy, providing a range of services to low-income residents, including case management, employment search and resumé assistance, and employment and vocational training. Through its partnerships, WCRC refers clients to job training programs such as United Way, Suffolk County Community College, and St. Joseph's College. There are early signs that these investments are bringing real change within the community. **Wyandanch Rising** has brought about a striking visual transformation to the area north of the station, and according to ZIP Code Business Patterns, local employment rose 14% between 2011 and 2016 (compared to roughly 8% island-wide).

WHAT WE'LL DO

LIREDC will continue to leverage its commitment to developing human capital by supporting additional workforce training programs with a special focus on the unemployed, veterans and minorities. Key among them is the **Wyandanch Community Resource Center**. The Town of Babylon will invest \$612,150 to acquire new equipment to support the newly constructed **Wyandanch Resource Center** which provides vital workforce development programs and social services to resident of all ages. Additionally, a prestigious regional science center will be locating a STEM education center in Wyandanch and other underserved communities. And the **Sunrise Day Camps**, which specializes in children with cancer, is creating a heart-warming and educationally-effective, STEAM-focused program in Wyandanch.

WYANDANCH RESOURCE CENTER TRAFFIC

YEAR	TOTAL
2013	719
2014	3425
2015	5510
2016	7451
2017	6731

USE DATA AND PARTNERSHIPS TO IDENTIFY ADDITIONAL OPPORTUNITY AGENDA COMMUNITIES

WHAT WE'VE DONE

At the regional level, the Council's consideration of equity in the score of its projects has contributed to broad equity goals. Yet the trends for Long Island are mixed: unemployment has fallen for all racial/ethnic groups sharply, but the poverty rate has remained at its 2011 level of 6.6%. The poverty rate rose slightly for Hispanic/Latinos, who now experience the highest on the island. Black and Latino communities also continue to rebuild household wealth and community assets in the recession's long recovery. Here, the LIREDC's work dovetails with that of the State of Black Long Island Equity Council. Recent reports released by SOBLI, in conjunction with PolicyLink and the Federal Reserve Bank of New York, have highlighted persistent gaps between black and white earnings and access to credit. This type of research is a powerful reminder that the work of economic development cannot be narrow and circumscribed to the exclusion of equity issues.

POVERTY RATES BY RACE/ETHNICITY

Long Island	2011		2016		% In 2011	% In 2016	Change
	Total Pop	In pov	Total Pop	In pov			
Non-Hispanic White	1,905,070	75,815	1,815,523	79,393	4.0%	4.4%	0.4%
Blk/African American	255,080	33,979	261,389	24,484	13.3%	9.4%	-4.0%
Asian	151,854	13,787	181,237	11,002	9.1%	6.1%	-3.0%
Hispanic/Latino (any race)	450,791	57,627	502,970	67,153	12.8%	13.4%	0.6%

WHAT WE'LL DO

LIREDC will continue to analyze existing data and develop its own to accurately identify the communities where state investment can have the greatest impact. We also will strengthen neighborhood partnerships to develop the most inclusive and creative approaches to generating jobs and other opportunities for people and places once overlooked in economic development.

UNEMPLOYMENT RATES BY RACE/ETHNICITY, LONG ISLAND, 2011-2016 (AMERICAN COMMUNITY SURVEY 1-YEAR DATA)

	2011	2012	2013	2014	2015	2016
Non-Hispanic White	7.06%	6.91%	6.27%	5.31%	4.43%	4.33%
Blk/African American	10.32%	11.31%	11.40%	8.11%	7.64%	5.68%
Asian	5.37%	4.94%	4.70%	4.12%	3.90%	3.12%
Hispanic/Latino (any race)	7.76%	7.88%	6.60%	6.17%	5.53%	4.78%

UWLI UNITED WAY OF LONG ISLAND

For 10 weeks in the spring, United Way of Long Island held a green construction course funded by the New York State Department of Labor for 25 students to learn the foundation of efficient building. One of those students, Eddie, wrote UWLI a letter that appeared in the agency's blog.

"I was in a point in my life where... I felt like I needed to work on me, be more self-empowered and figure out what I really wanted to do. While being unemployed, things started to get rough... low funds, doing job applications not getting any calls back. Then I had suffered an injury which gave me a lack of confidence..."

"I would frequently visit the Department of Labor office to look for job postings or any school programs coming up. The DOL class stood out to me, I felt like I could learn... the basics on many different topics, which would help me find a direction."

"Later, I was told the class was full, but I couldn't accept that. I went down to the United Way office, I insisted I wanted to be a part of the class... Rick the program director was able to find a way to get me in. That made my day."

"By the second week I was highly fascinated, we were learning something serious so I [had to] do well if I wanted to excel. The class [also] introduced me to volunteer opportunities which I always wanted to [do]. Close to the end of class we all took our BPI certification test, I was able to obtain the highest score in the class!! I felt like I accomplished something major."

"After class, I fixed my resume and went on interviews. I filled out applications. I got calls back from engineering jobs, based on what I had learned from class. I never thought something like that would happen, it changed my mindset completely. Less than a week after graduation, I was able to secure a job I would've never thought I'd get so quickly. The course built up my confidence, feeling like I could go for positions I didn't think I was qualified for but got calls for interviews."



PROPOSED PRIORITY PROJECT DESCRIPTIONS

Sunrise STEAM Shack

The Sunrise Association will construct a state-of-the-art STEAM camp facility in Wyandanch to teach children with cancer and their siblings valuable tech skills that can translate to future career opportunities.

CFA: 82564
County: Suffolk
Total Project Cost: \$550,000
Funding Requested: \$150,000
REDC Funding Recommended: \$150,000
Projected Direct/Permanent Jobs: 5
Projected Indirect/Construction Jobs: 0
Projected Jobs Retained Jobs: 4
Funding Sources:
Public: \$150,000 ESD Grant
Private: \$400,000
Past CFA Awards: N/A
Use of Funds: Construction
State/Regional Initiatives: Supports Life Sciences, Downtown Revitalization, Workforce Training/Development, the Opportunity Agenda Initiative and Advances Regional Priorities

NYU Long Island School of Medicine at Winthrop Hospital

New York University to establish a new Winthrop Hospital NYU Long Island School of Medicine at Winthrop Hospital in Mineola.

CFA: 80008
County: Nassau
Total Project Cost: \$8,000,000
Funding Requested: \$1,600,000
REDC Funding Recommended: \$1,600,000
Projected Direct/Permanent Jobs: 10
Projected Indirect/Construction Jobs: 65
Projected Jobs Retained: 0
Funding Sources:
Public: \$1,600,000 ESD Grant
Private: \$6,400,000
Past CFA Awards: N/A
Use of Funds: Renovation and FFE
State/Regional Initiatives: Supports Life Sciences, Workforce Training/Development and Advances Regional Priorities

Hofstra Cybersecurity Innovation and Research Center

Hofstra University will build a Cybersecurity Innovation and Research Center focused on teaching the next generation of high-tech students in the expanding and important field of cybersecurity.

CFA: 82042
County: Nassau
Total Project Cost: \$1,251,200
Funding Requested: \$312,800
REDC Funding Recommended: \$250,000
Projected Direct/Permanent Jobs: 1
Projected Indirect/Construction Jobs: 0
Projected Jobs Retained: 0
Funding Sources:
Public: \$250,000 ESD Grant
Private: \$1,001,200
Past CFA Awards: N/A
Use of Funds: Equipment and renovation
State/Regional Initiatives: Supports Workforce Training Development, Innovation and Advances Regional Priorities

Stony Brook University Smart Manufacturing

Stony Brook University will add digital and 3-D printing systems, visualization and imaging applications and tools for smart manufacturing to their labs.

CFA: 83467
County: Suffolk
Total Project Cost: \$3,897,500
Funding Requested: \$779,500
REDC Funding Recommended: \$760,000
Projected Direct/Permanent Jobs: 1
Projected Indirect/Construction Jobs: 0
Projected Jobs Retained: 0
Funding Sources:
Public: \$760,000 ESD Grant; \$3,137,500 SBU/SUNY Research Foundation
Private: \$0
Past CFA Awards: N/A
Use of Funds: Equipment
State/Regional Initiatives: Supports Workforce Training/Development and Advances Regional Priorities

Estella Housing Infrastructure

Concern for Independent Living will construct infrastructure to support a mixed-use development with affordable housing and commercial space in the Village of Hempstead.

CFA: 79970
County: Nassau
Total Project Cost: \$8,720,000
Funding Requested: \$6,000,000
REDC Funding Recommended: \$1,800,000
Projected Direct/Permanent Jobs: 8
Projected Indirect/Construction Jobs: 150
Projected Jobs Retained: 0
Funding Sources:
Public: \$1,800,000 ESD Grant; \$6,048,000 Federal
Private: \$872,000
Past CFA Awards: N/A
Use of Funds: Construction
State/Regional Initiatives: Supports Downtown Revitalization, Opportunity Agenda Initiative, Opportunities for Veterans and Advances Regional Priorities

The Interfaith Nutrition Network Community Center

The Interfaith Nutrition Network, will construct a new community center in the distressed community of Hempstead, Nassau County to provide social, workforce development and pathway to employment programs.

CFA: 83502
County: Nassau
Total Project Cost: \$395,000
Funding Requested: \$79,000
REDC Funding Recommended: \$79,000
Projected Direct/Permanent Jobs: 5
Projected Indirect/Construction Jobs: 31
Projected Jobs Retained: 8
Funding Sources:
Public: \$79,000 ESD Grant
Private: \$316,000
Past CFA Awards: N/A
Use of Funds: Construction/Renovation
State/Regional Initiatives: Supports Downtown Revitalization, Workforce Training/Development Opportunity Agenda, Opportunities for Veterans and Advances Regional Priorities

Industrial Steam Boiler Corp

Industrial Steam Boiler Corp. will acquire a new facility in Copiague where it will manufacture a new line of more energy efficient commercial boilers.

CFA: 78442
County: Suffolk
Total Project Cost: \$3,500,000
Funding Requested: \$675,000
REDC Funding Recommended: \$550,000
Projected Direct/Permanent Jobs: 25
Projected Indirect/Construction Jobs: 0
Projected Jobs Retained: 0
Funding Sources:
Public: \$550,000 ESD Grant; \$200,000 EJP
Private: \$2,750,000
Past CFA Awards: N/A
Use of Funds: Property Acquisition, Construction and Machinery and Equipment
State/Regional Initiatives: Supports Downtown Revitalization, Workforce Training/Development, Tradeable Sectors and Advances Regional Priorities

Wyandanch Community Resource Center at Wyandanch Village

The Town of Babylon will acquire new equipment to support the newly constructed Wyandanch Community Resource Center to provide vital workforce development and social programs in the Opportunity Agenda community of Wyandanch.

CFA: 82620
County: Suffolk
Total Project Cost: \$612,150
Funding Requested: \$122,430
REDC Funding Recommended: \$120,000
Projected Direct/Permanent Jobs: 1
Projected Indirect/Construction Jobs: 0
Projected Jobs Retained: 0
Funding Sources:
Public: \$120,000 ESD Grant; \$492,150 Town of Babylon
Private: \$0
Past CFA Awards: N/A
Use of Funds: Equipment and Machinery, Furniture and Fixtures
State/Regional Initiatives: Supports Downtown Revitalization, Workforce Training/Development, Opportunity Agenda, Opportunities for Veterans and Advances Regional Priorities

PROPOSED PRIORITY PROJECT DESCRIPTIONS

Suffolk County Community College Renewable Energy, STEM Workforce Development and Cybersecurity Labs

Suffolk County Community College will establish Renewable Energy, STEM Workforce Development and Cybersecurity Labs on their Grant Campus located in Brentwood.

CFA: 80219
County: Suffolk
Total Project Cost: \$2,000,000
Funding Requested: \$400,124
REDC Funding Recommended: \$400,000
Projected Direct/Permanent Jobs: 5
Projected Indirect/Construction Jobs: 0
Projected Jobs Retained: 0
Funding Sources:
Public: \$400,000 ESD Grant
Private: \$1,600,000
Past CFA Awards: N/A
Architectural/Engineering and Equipment
State/Regional Initiatives: Supports Workforce Training/Development, Opportunity Agenda, Opportunities for Veterans and Advances Regional Priorities

Hofstra HighTech Anatomy Teaching Laboratory

Hofstra University will build a state of the art hi-technology anatomy teaching lab to train the next generation of Long Island health professionals.

CFA: 82100
County: Nassau
Total Project Cost: \$901,000
Funding Requested: \$225,250
REDC Funding Recommended: \$180,000
Projected Direct/Permanent Jobs: 3
Projected Indirect/Construction Jobs: 0
Projected Jobs Retained: 0
Funding Sources:
Public: \$180,000 ESD Grant
Private: \$721,000
Past CFA Awards: N/A
Use of Funds: Equipment and renovation
State/Regional Initiatives: Supports Life Sciences, Workforce Training/Development, Innovation and Advances Regional Priorities

Stony Brook University Center for the Advanced Study of Drug Action

Stony Brook University will create a new Center for Advanced Study of Drug Action to provide deep insight into the mechanism of drug action and improve the success rate of new drug approvals.

CFA: 83596
County: Suffolk
Total Project Cost: \$1,250,000
Funding Requested: \$250,000
REDC Funding Recommended: \$250,000
Projected Direct/Permanent Jobs: 0
Projected Indirect/Construction Jobs: 0
Projected Jobs Retained: 0
Funding Sources:
Public: \$250,000 ESD Grant; \$1,000,000 SBU/SUNY Research Foundation
Private: \$0
Past CFA Awards: N/A
Use of Funds: Equipment and renovation
State/Regional Initiatives: Supports Life Sciences, Workforce Training/Development, Tradeable Sectors and Advances Regional Priorities

The Bridgehampton Child Care & Recreational Center

The Bridgehampton Child Care & Recreational Center will construct a new building to increase child care service capacity to lower income working families in the Bridgehampton community.

CFA: 83438
County: Suffolk
Total Project Cost: \$1,500,000
Funding Requested: \$300,000
REDC Funding Recommended: \$300,000
Projected Direct/Permanent Jobs: 2
Projected Indirect/Construction Jobs: 10
Projected Jobs Retained: 0
Funding Sources:
Public: \$300,000 ESD Grant
Private: \$1,200,000
Past CFA Awards: N/A
Use of Funds: Construction/Renovation
State/Regional Initiatives: Supports Downtown Revitalization, Opportunity Agenda Initiative and Advances Regional Priorities

The Spur Innovation Center in Southampton

The Spur will create co-working innovation and entrepreneurship eco system space on the east end of Long Island.

CFA: 81456
County: Suffolk
Total Project Cost: \$5,100,000
Funding Requested: \$1,020,000
REDC Funding Recommended: \$1,000,000
Projected Direct/Permanent Jobs: 48
Projected Indirect/Construction Jobs: 40
Projected Jobs Retained: 4
Funding Sources:
Public: \$1,000,000 ESD Grant
Private: \$4,100,000
Past CFA Awards: N/A
Use of Funds: Renovations, Furniture, Fixture and Equipment
State/Regional Initiatives: Supports Workforce Training/Development, Innovation and Advances Regional Priorities

Designatronics Expansion

Designatronics a manufacturer of small mechanical components and assemblies located in Hicksville will acquire new machinery to increase their production capacity while increasing efficiency to remain competitive.

CFA: 84127
County: Nassau
Total Project Cost: \$2,913,174
Funding Requested: \$540,400
REDC Funding Recommended: \$200,000
Projected Direct/Permanent Jobs: 4
Projected Indirect/Construction Jobs: 0
Projected Jobs Retained: 157
Funding Sources:
Public: \$200,000 ESD Grant; \$98,120 DOL EET
Private: \$2,615,054
Past CFA Awards: N/A
Use of Funds: Machinery and Equipment
State/Regional Initiatives: Supports Workforce Training/Development, Tradeable Sectors and Advances Regional Priorities

Broad Hollow Bioscience Park Infrastructure Improvements

Broad Hollow Bioscience Park (BHBP) at Farmingdale State College will modify interior building infrastructure to facilitate the recruitment of bioscience companies in need of wet lab space.

CFA: 83875
County: Suffolk
Total Project Cost: \$5,000,000
Funding Requested: \$1,000,000
REDC Funding Recommended: \$1,000,000
Projected Direct/Permanent Jobs: 0
Projected Indirect/Construction Jobs: 25
Projected Jobs Retained: 0
Funding Sources:
Public: \$1,000,000 ESD Grant
Private: \$4,000,000
Past CFA Awards: N/A
Use of Funds: HVAC equipment and installation
State/Regional Initiatives: Supports Life Sciences, Workforce Training/Development, Innovation and Advances Regional Priorities

Patchogue Parking Garage

The Village of Patchogue will construct a new public parking garage to meet overall downtown development needs.

CFA: 81373
County: Suffolk
Total Project Cost: \$8,500,000
Funding Requested: \$1,700,000
REDC Funding Recommended: \$1,700,000
Projected Direct/Permanent Jobs: 0
Projected Indirect/Construction Jobs: 100
Projected Jobs Retained: 0
Funding Sources:
Public: \$1,700,000 ESD Grant; \$1,000,000 Suffolk County; \$5,800,000 Local
Private: \$0
Past CFA Awards: N/A
Use of Funds: Construction
State/Regional Initiatives: Supports Downtown Revitalization and Advances Regional Priorities

PROPOSED PRIORITY PROJECT DESCRIPTIONS

Target Rock Expansion

Curtiss Wright Flow Control Corp will acquire new advanced manufacturing equipment to increase efficiency and capacity.

CFA: 82360
County: Suffolk
Total Project Cost: \$2,750,000
Funding Requested: \$550,000
REDC Funding Recommended: \$200,000
Projected Direct/Permanent Jobs: 4
Projected Indirect/Construction Jobs: 0
Projected Jobs Retained: 0
Funding Sources:
Public: \$550,000 ESD Grant
Private: \$2,200,000
Past CFA Awards: N/A
Use of Funds: Machinery & Equipment
State/Regional Initiatives: Supports Workforce Training/Development, Opportunities for Veterans, Tradeable Sectors and Advances Regional Priorities

East Hampton Shellfish Hatchery

East Hampton's municipal hatchery and nursery facilities will be consolidated to one site adjacent to their existing nursery system in E. Hampton.

CFA: 82252
County: Suffolk
Total Project Cost: \$2,651,320
Funding Requested: \$530,264
REDC Funding Recommended: \$530,000
Projected Direct/Permanent Jobs: 0
Projected Indirect/Construction Jobs: 30
Projected Jobs Retained: 4
Funding Sources:
Public: \$530,000 ESD Grant; \$2,121,320 Local Funds
Private: \$0
Past CFA Awards: N/A
Use of Funds: Construction costs
State/Regional Initiatives: Supports Government Efficiency, Tradeable Sectors and Advances Regional Priorities

WildPlay Jones Beach

Wildplay will build an outdoor adventure park at Jones Beach.

CFA: 84126
County: Nassau
Total Project Cost: \$2,976,366
Funding Requested: \$595,273
REDC Funding Recommended: \$590,000
Projected Direct/Permanent Jobs: 10
Projected Indirect/Construction Jobs: 54
Projected Jobs Retained: 0
Funding Sources:
Public: \$590,000 ESD Grant
Private: \$2,386,366
Past CFA Awards: N/A
Use of Funds: Construction costs and machinery and equipment purchase
State/Regional Initiatives: Supports Opportunities for Veterans and Advances Regional Priorities

Haskells Seafood

The Haskell's Seafood facility in East Quogue will become a fully functioning seafood processing facility.

CFA: 83028
County: Suffolk
Total Project Cost: \$2,200,000
Funding Requested: \$400,000
REDC Funding Recommended: \$150,000
Projected Direct/Permanent Jobs: 6
Projected Indirect/Construction Jobs: 0
Projected Jobs Retained: 8
Funding Sources:
Public: \$150,000 ESD Grant; \$55,000 EJP
Private: \$1,995,000
Past CFA Awards: N/A
Use of Funds: Building acquisition, renovation costs, and machinery & equipment purchase
State/Regional Initiatives: Supports Workforce Training/Development, Tradeable Sectors and Advances Regional Priorities

Lynbrook Downtown Revitalization

The Village of Lynbrook will construct an access walkway in the downtown corridor for connecting public parking with area stores and businesses.

CFA: 81678
County: Nassau
Total Project Cost: \$2,000,000
Funding Requested: \$400,000
REDC Funding Recommended: \$350,000
Projected Direct/Permanent Jobs: 10
Projected Indirect/Construction Jobs: 10
Projected Jobs Retained: 0
Funding Sources:
Public: \$350,000 ESD Grant; \$1,650,000 Local
Private: \$0
Past CFA Awards: N/A
Use of Funds: Construction
State/Regional Initiatives: Supports Downtown Revitalization and Advances Regional Priorities

STEAM Research and Education Center

We Connect The Dots will create the STEAM Research and Education Center in Westbury to deliver educational and training programs in STEAM fields to K-12 students, the community and industry partners across the region.

CFA: 81165
County: Nassau
Total Project Cost: \$2,295,000
Funding Requested: \$180,000
REDC Funding Recommended: \$180,000
Projected Direct/Permanent Jobs: 9
Projected Indirect/Construction Jobs: 6
Projected Jobs Retained: 3
Funding Sources:
Public: \$180,000 ESD Grant
Private: \$2,115,000
Past CFA Awards: N/A
Use of Funds: Construction/Renovation
State/Regional Initiatives: Supports Workforce Training/Development, Innovation, Opportunity Agenda and Advances Regional Priorities

Matinecock Court Housing Development

Matinecock Court Housing Development Fund Corp will construct infrastructure to support an affordable, LEED Platinum certified housing development in the Town of Huntington.

CFA: 80689
County: Suffolk
Total Project Cost: \$7,925,546
Funding Requested: \$3,300,000
REDC Funding Recommended: \$1,800,000
Projected Direct/Permanent Jobs: 2
Projected Indirect/Construction Jobs: 10
Projected Jobs Retained: 0
Funding Sources:
Public: \$1,800,000 ESD Grant; \$2,645,546 Other State and Local
Private: \$3,480,000
Past CFA Awards: N/A
Use of Funds: Construction
State/Regional Initiatives: Supports the Opportunity Agenda Initiative and Advances Regional Priorities

Adelphi University Computational and Informatics Center

Adelphi University will create a new Computational and Informatics Center in Garden City to provide training to a growing number of students in programs in Computer Science, Applied Math and Statistics, Data Analytics, Health Informatics, and Scientific Computing.

CFA: 82803
County: Nassau
Total Project Cost: \$502,000
Funding Requested: \$100,000
REDC Funding Recommended: \$100,000
Projected Direct/Permanent Jobs: 1
Projected Indirect/Construction Jobs: 15
Projected Jobs Retained: 0
Funding Sources:
Public: \$100,000 ESD Grant
Private: \$402,000
Past CFA Awards: N/A
Use of Funds: Renovation and equipment
State/Regional Initiatives: Supports Workforce Training/Development, Innovation and Advances Regional Priorities

PROPOSED PRIORITY PROJECT DESCRIPTIONS

BOSS Inc. Expansion

BOSS Facility Services will acquire a new facility to expand its services and build a state of the art workforce training center.

CFA: 83268
County: Suffolk
Total Project Cost: \$180,000
Funding Requested: \$36,000
REDC Funding Recommended: \$30,000
Projected Direct/Permanent Jobs: 23
Projected Indirect/Construction Jobs: 0
Projected Jobs Retained: 60
Funding Sources:
Public: \$30,000 ESD Grant; \$76,500 DOL
Private: \$106,500
Past CFA Awards: N/A
Use of Funds: Construction
State/Regional Initiatives: Supports Workforce Training/Development, Tradeable Sectors and Advances Regional Priorities

Childrens Museum of the East End Riverside Expansion

The East End Children’s Museum will build a permanent facility in Riverside to expand community access to arts & cultural programming.

CFA: 84174
County: Suffolk
Total Project Cost: \$1,260,000
Funding Requested: \$200,000
REDC Funding Recommended: \$200,000
Projected Direct/Permanent Jobs: 6
Projected Indirect/Construction Jobs: 5
Projected Jobs Retained: 0
Funding Sources:
Public: \$200,000 ESD Grant; \$900,000 HUD Grant
Private: \$160,000
Past CFA Awards: N/A
Use of Funds: Construction costs and equipment purchase
State/Regional Initiatives: Supports Downtown Revitalization, Opportunity Agenda Initiative and Advances Regional Priorities

Electrical Training Center Workforce Development

The Electrical Training Center will purchase equipment to provide a better educational experience for an expanding student body in HVAC and electrical training.

CFA: 84655
County: Suffolk
Total Project Cost: \$43,075
Funding Requested: \$8,615
REDC Funding Recommended: \$8,500
Projected Direct/Permanent Jobs: 0
Projected Indirect/Construction Jobs: 200
Projected Jobs Retained: 0
Funding Sources:
Public: \$8,500 ESD Grant
Private: \$34,575
Past CFA Awards: N/A
Use of Funds: Equipment and Machinery
State/Regional Initiatives: Supports Workforce Training/Development, Opportunities for Veterans, Tradeable Sectors and Advances Regional Priorities

Sylhan, LLC Expansion

Sylhan, LLC a precision metal fabricator located in Edgewood, will invest in new machinery and equipment and planning software to increase manufacturing efficiency and remain competitive.

CFA: 81203
County: Suffolk
Total Project Cost: \$700,000
Funding Requested: \$140,000
REDC Funding Recommended: \$140,000
Projected Direct/Permanent Jobs: 3
Projected Indirect/Construction Jobs: 0
Projected Jobs Retained: 22
Funding Sources:
Public: \$140,000 ESD Grant
Private: \$560,000
Past CFA Awards: N/A
Use of Funds: Machinery and Equipment, Furniture and Fixtures
State/Regional Initiatives: Supports Workforce Training/Development, Tradeable Sectors and Advances Regional Priorities

Sensaras Growth and Training Project

Sensaras, LLC a manufacturer of ultrasonic level sensing devices located in Hauppauge will purchase a new building and invest in new machinery and equipment to increase production capacity and market share.

CFA: 84477
County: Suffolk
Total Project Cost: \$2,078,188
Funding Requested: \$395,000
REDC Funding Recommended: \$150,000
Projected Direct/Permanent Jobs: 3
Projected Indirect/Construction Jobs: 6
Projected Jobs Retained: 9
Funding Sources:
Public: \$150,000 ESD Grant; \$61,300 DOL EET
Private: \$1,866,888
Past CFA Awards: N/A
Use of Funds: Property Acquisition, Construction/Renovation and Machinery and Equipment
State/Regional Initiatives: Supports Workforce Training/Development, Tradeable Sectors and Advances Regional Priorities

Shinnecock Dock Revitalization

Manna will upgrade The Shinnecock Fish Dock waterfront to provide better processing and packing facilities for local fisherman.

CFA: 82810
County: Suffolk
Total Project Cost: \$3,368,750
Funding Requested: \$185,000
REDC Funding Recommended: \$185,000
Projected Direct/Permanent Jobs: 8
Projected Indirect/Construction Jobs: 3
Projected Jobs Retained: 2
Funding Sources:
Public: \$185,000 ESD Grant
Private: \$3,183,750
Past CFA Awards: N/A
Use of Funds: Construction, renovation, and machinery & equipment costs
State/Regional Initiatives: Supports Tradeable Sectors and Advances Regional Priorities

Southside Hospital Medical Residency Center

Southside Hospital, an affiliate of Northwell Health will establish a new teaching campus for The Zucker School of Medicine at Hofstra/ Northwell at Southside Hospital in Bay Shore.

CFA: 84007
County: Suffolk
Total Project Cost: \$1,000,000
Funding Requested: \$200,000
REDC Funding Recommended: \$200,000
Projected Direct/Permanent Jobs: 9
Projected Indirect/Construction Jobs: 0
Projected Jobs Retained: 0
Funding Sources:
Public: \$200,000 ESD Grant
Private: \$800,000
Past CFA Awards: N/A
Use of Funds: Renovations
State/Regional Initiatives: Supports Life Sciences, Workforce Training/Development, Innovation and Advances Regional Priorities

Gallery North Expansion at Setauket

Gallery North will expand it’s Setauket location by building new exhibition space for local artists.

CFA: 83472
County: Suffolk
Total Project Cost: \$1,565,000
Funding Requested: \$125,000
REDC Funding Recommended: \$125,000
Projected Direct/Permanent Jobs: 2
Projected Indirect/Construction Jobs: 6
Projected Jobs Retained: 4
Funding Sources:
Public: \$125,000 ESD Grant; \$500,000 NYSCA Grant
Private: \$940,000
Past CFA Awards: N/A
Use of Funds: Construction & renovation costs
State/Regional Initiatives: Supports Downtown Revitalization and Advances Regional Priorities

PROPOSED PRIORITY PROJECT DESCRIPTIONS

Telsa Science Center

Tesla Science Center will renovate Nikola Tesla's last remaining laboratory and create the Tesla Science Center at Wardencllyffe.

CFA: 81288
County: Suffolk
Total Project Cost: \$10,000,000
Funding Requested: \$2,000,000
REDC Funding Recommended: \$1,300,000
Projected Direct/Permanent Jobs: 10
Projected Indirect/Construction Jobs: 75
Projected Jobs Retained: 2
Funding Sources:
Public: \$1,300,000 ESD Grant
Private: \$8,700,000
Past CFA Awards: N/A
Use of Funds: Infrastructure/Site Work; Architectural/Engineering/Soft Costs
State/Regional Initiatives: Innovation and Advances Regional Priorities

LIU Science Research Labs

Long Island University in Brookville will invest in facilities Improvements and laboratory renovations to support the College of Veterinary Medicine.

CFA: 83152
County: Nassau
Total Project Cost: \$6,250,000
Funding Requested: \$1,250,000
REDC Funding Recommended: \$1,150,000
Projected Direct/Permanent Jobs: 29
Projected Indirect/Construction Jobs: 144
Projected Jobs Retained: 0
Funding Sources:
Public: \$1,150,000 ESD Grant
Private: \$5,100,000
Past CFA Awards: N/A
Use of Funds: Renovation and lab equipment
State/Regional Initiatives: Supports Life Sciences, Workforce Training/Development, Innovation and Advances Regional Priorities

Triple Five National Aviation and Transportation Center

Triple Five will create The National Aviation & Transportation Study Center (NAT), an Industry-University Cooperative Research and Development Center for Sustainable Transportation and Innovative Technology at the former Dowling Campus in Brookhaven.

CFA: 84356
County: Suffolk
Total Project Cost: \$15,000,000
Funding Requested: \$3,000,000
REDC Funding Recommended: \$1,000,000
Projected Direct/Permanent Jobs: 20
Projected Indirect/Construction Jobs: 50
Projected Jobs Retained: 0
Funding Sources:
Public: \$1,000,000 ESD Grant
Private: \$14,000,000
Past CFA Awards: N/A
Use of Funds: Construction and equipment
State/Regional Initiatives: Supports Workforce Training/Development, Tradeable Sectors and Advances Regional Priorities

Northport, Engeman Theater Downtown Parking Expansion

225 Northport LLC will construct infrastructure to support a hotel and commercial space in the Village of Northport.

CFA: 51439
County: Suffolk
Total Project Cost: \$2,085,000
Funding Requested: \$417,000
REDC Funding Recommended: \$350,000
Projected Direct/Permanent Jobs: 11
Projected Indirect/Construction Jobs: 40
Projected Jobs Retained: 80
Funding Sources:
Public: \$350,000 ESD Grant
Private: \$1,735,000
Past CFA Awards: N/A
Use of Funds: Construction
State/Regional Initiatives: Supports Downtown Revitalization and Advances Regional Priorities

Downtown Central Islip Sewer Connection

The Town of Islip will revitalize downtown Central Islip through the installation of sanitary sewers along Carleton Avenue, between Suffolk Avenue and Smith Street.

CFA: 83080
County: Suffolk
Total Project Cost: \$4,000,000
Funding Requested: \$800,000
REDC Funding Recommended: \$400,000
Projected Direct/Permanent Jobs: 0
Projected Indirect/Construction Jobs: 20
Projected Jobs Retained: 0
Funding Sources:
Private: \$400,000 ESD Grant; \$3,600,000 Local
Public: \$0
Past CFA Awards: N/A
Use of Funds: Infrastructure/Site Work
State/Regional Initiatives: Supports Downtown Revitalization, Opportunity Agenda Initiative and Advances Regional Priorities

Glen Cove Seaman Road Station Improvements

The City of Glen Cove will construct infrastructure to increase public drinking water supply capacity to meet demand due to downtown and waterfront redevelopment projects.

CFA: 83240
County: Nassau
Total Project Cost: \$4,720,000
Funding Requested: \$944,000
REDC Funding Recommended: \$500,000
Projected Direct/Permanent Jobs: 0
Projected Indirect/Construction Jobs: 27
Projected Jobs Retained: 0
Funding Sources:
Public: ESD \$944,000; \$3,776,000 Local
Private: \$0
Past CFA Awards: N/A
Use of Funds: Construction
State/Regional Initiatives: Supports Downtown Revitalization and Advances Regional Priorities

Southampton Arts Outdoor Enhancements

Southampton Arts Center will enhance its historic grounds and arboretum with a new stage to expand outdoor arts programming.

CFA: 82202
County: Suffolk
Total Project Cost: \$153,213
Funding Requested: \$30,643
REDC Funding Recommended: \$30,000
Projected Direct/Permanent Jobs: 0
Projected Indirect/Construction Jobs: 0
Projected Jobs Retained: 3
Funding Sources:
Public: \$30,000 ESD Grant, \$76,606 NYSCA Grant
Private: \$46,607
Past CFA Awards: N/A
Use of Funds: Construction costs
State/Regional Initiatives: Advances Regional Priorities and Advances Regional Priorities

PROPOSED PRIORITY STRATEGIC PLANNING AND FEASIBILITY STUDY DESCRIPTIONS

Town of Riverhead Railroad Avenue TOD

The Town of Riverhead will develop a plan to for a transit oriented development near the Riverhead LIRR station.

CFA: 82750
County: Suffolk
Total Project Cost: \$75,000
Funding Requested: \$37,500
REDC Funding Recommended: \$25,000
Projected Direct/Permanent Jobs: 0
Projected Indirect/Construction Jobs: 0
Projected Jobs Retained: 0
Funding Sources:
Public: \$25,000 ESD SPFS, \$50,000 Local
Private: \$0
Past CFA Awards: N/A
Use of Funds: Contractual Services
State/Regional Initiatives: Supports Downtown Revitalization, Opportunity Agenda Initiative and Advances Regional Priorities

Huntington Strategic Plan

The Town of Huntington will conduct a feasibility study and strategic plan to enhance the viability of Huntington Station along New York Avenue to transform blighted and neglected areas of the community into vibrant, mixed use buildings for businesses, service organizations and residents to share and prosper.

CFA: 81128
County: Suffolk
Total Project Cost: \$450,000
Funding Requested: \$25,000
REDC Funding Recommended: \$25,000
Projected Direct/Permanent Jobs: 0
Projected Indirect/Construction Jobs: 0
Projected Jobs Retained: 0
Funding Sources:
Public: \$25,000 ESD SPFS; \$200,000 HCR NYMS; \$225,000 Local
Private: \$0
Past CFA Awards: N/A
Use of Funds: Contractual Services
State/Regional Initiatives: Supports Downtown Revitalization and Advances Regional Priorities

St. James Visioning Study

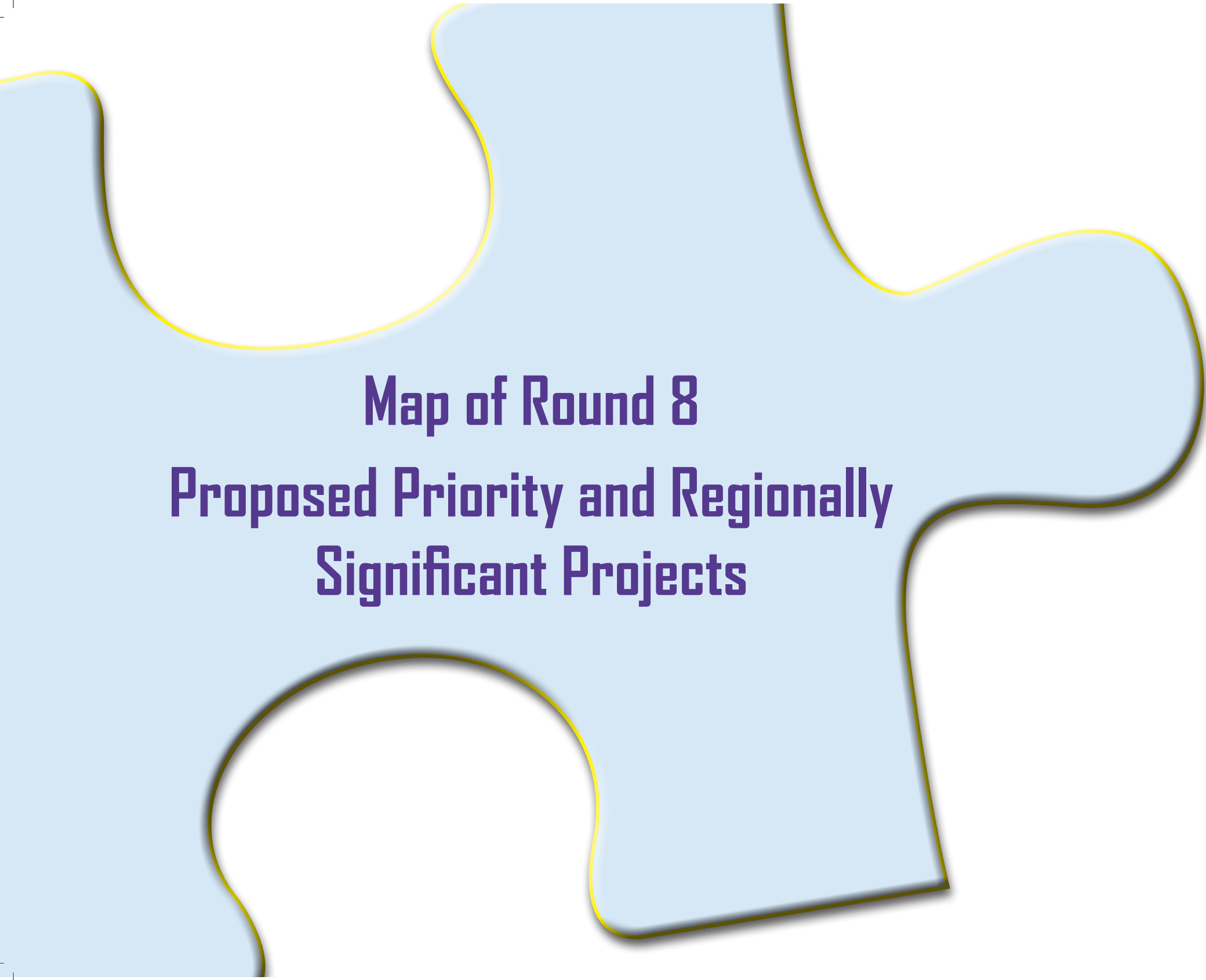
The Town will conduct a visioning study for the St. James central business district along Lake Avenue and North Country Road in St. James to economically and visually revitalize the business district and restore its place as the cultural and social hub of the community.

CFA: 83726
County: Suffolk
Total Project Cost: \$50,000
Funding Requested: \$25,000
REDC Funding Recommended: \$25,000
Projected Direct/Permanent Jobs: 0
Projected Indirect/Construction Jobs: 0
Projected Jobs Retained: 0
Funding Sources:
Public: \$25,000 ESD SPFS; \$25,000 Local
Private: \$0
Past CFA Awards: N/A
Use of Funds: Contractual Services
State/Regional Initiatives: Supports Downtown Revitalization and Advances Regional Priorities

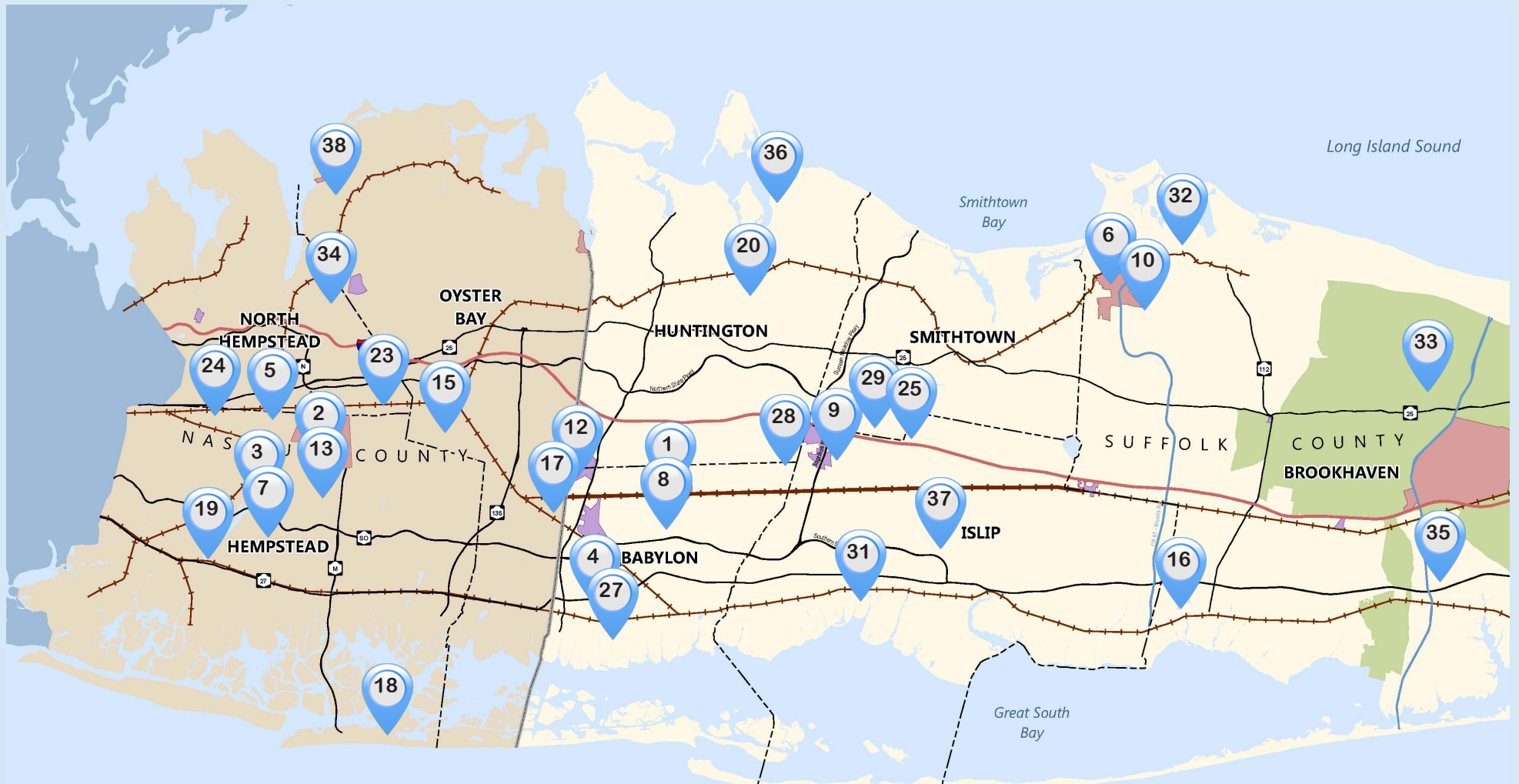
Downtown Master Plan

The Village of Brightwaters will complete a downtown master plan with a focus on its central business district area to enhance walkability and accessibility in and around the downtown increasing tourism and visits to the area.

CFA: 81735
County: Suffolk
Total Project Cost: \$50,000
Funding Requested: \$25,000
REDC Funding Recommended: \$25,000
Projected Direct/Permanent Jobs: 0
Projected Indirect/Construction Jobs: 0
Projected Jobs Retained: 0
Funding Sources:
Public: \$25,000 ESD SPFS; \$25,000 local
Private: \$0
Past CFA Awards: N/A
Use of Funds: Contractual Services
State/Regional Initiatives: Supports Downtown Revitalization and Advances Regional Priorities



**Map of Round 8
Proposed Priority and Regionally
Significant Projects**

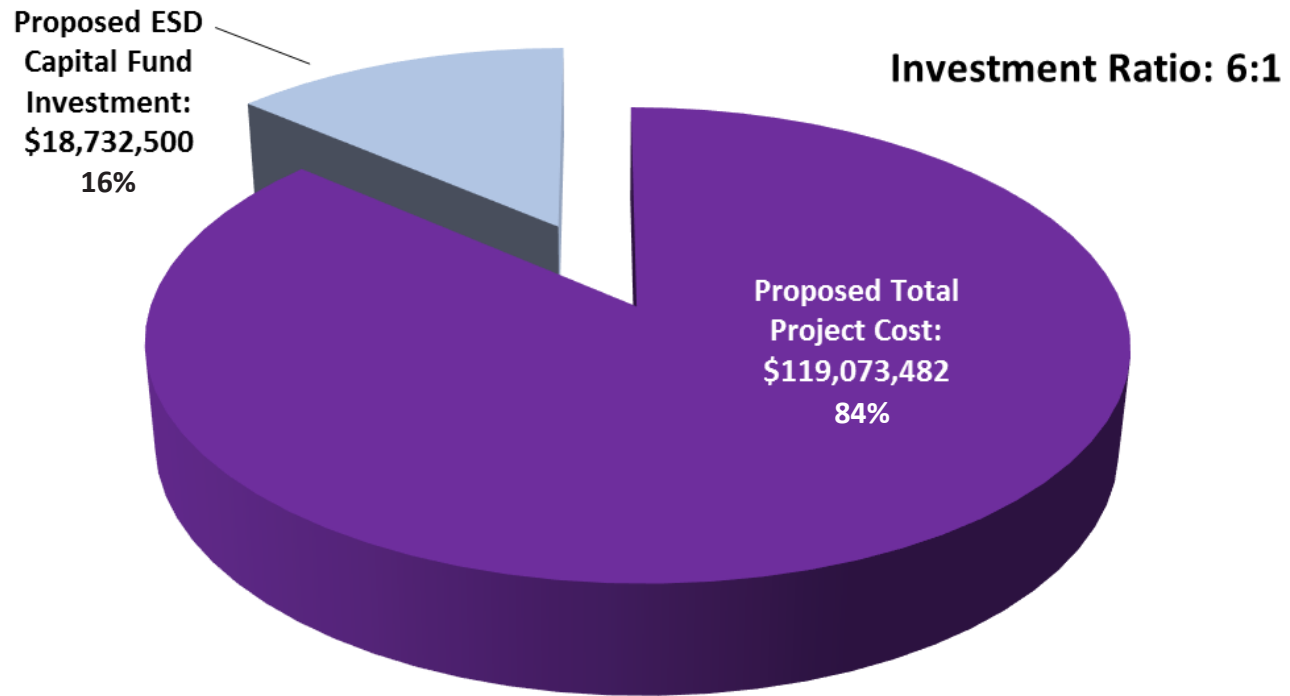


Legend

Project Name	Project Name	Project Name	Project Name
1 Sunrise Steam Shack	10 Stony Brook University Center for the Advanced Study of Drug Action	21 East Hampton Shellfish Hatchery	31 Southside Hospital Medical Residency Center
2 Hofstra Cybersecurity Innovation and Research Center	11 The Spur Innovation Center	22 Haskells Seafood	32 Gallery North Expansion at Setauket
3 Estella Housing Infrastructure	12 Broad Hollow Bioscience Park Infrastructure Improvements	23 STEAM Research & Education Center	33 Tesla Science Center
4 Industrial Steam Boiler	13 Hofstra HighTech Anatomy Teaching Laboratory	24 Adelphi University Computational & Informatics Center	34 LIU Science Research Labs
5 NYU Long Island School of Medicine at Winthrop Hospital	14 The Bridgehampton Child Care & Recreational Center	25 BOSS Inc. Expansion	35 Triple Five National Aviation & Transportation Center
6 Stony Brook University Smart Manufacturing	15 Designtronics Expansion	26 Children's Museum of the East End Riverside Expansion	36 Northport Engeman Theater Downtown Parking Expansion
7 The Interfaith Nutrition Network Community Center	16 Patchogue Parking Garage	27 Electrical Training Center Workforce Development	37 Downtown Central Islip Sewer Connection
8 Wyandanch Community Resource Center at Wyandanch Village	17 Target Rock Expansion	28 Sylhan, LLC Expansion	38 Glen Cove Seaman Road Station Improvements
9 Suffolk County Community College Renewable Energy, STEM Workforce Development and Cybersecurity Labs	18 Wild Play Jones Beach	29 Sensaras Growth and Training Project	39 Southampton Arts Outdoor Enhancements
	19 Lynbrook Downtown Revitalization	30 Shinnecock Dock Revitalization	
	20 Matinecock Court Housing Development		



Round Eight Overall Investment Ratio for Proposed Priority Projects



* Excludes Public Infrastructure Projects



Long Island Round 8 Priority & Regionally Significant Projects

Recommendations for Competitive Capital Funding

	Description	CFA #	Existing Jobs	Direct Jobs Created	Total Jobs	Indirect Jobs	Construction Jobs	Total Project Cost	NYS Funds Recommended \$20 Million	NYS Funds Recommended \$10 Million
Sunrise STEAM Shack	The Sunrise Association will construct a state-of-the-art STEAM camp facility in Wyandanch to teach children with cancer and their siblings valuable tech skills that can translate to future career opportunities.	82564	4	5	9	0	0	\$ 550,000	\$ 150,000	\$ 150,000
Hofstra Cybersecurity Innovation and Research Center	Hofstra University will build a Cybersecurity Innovation and Research Center focused on teaching the next generation of high-tech students in the expanding and important field of cybersecurity.	82042	0	1	1	0	0	\$ 1,251,200	\$ 250,000	\$ 200,000
Estella Housing Infrastructure	Concern for Independent Living will construct infrastructure to support a mixed-use development with affordable housing and commercial space in the Village of Hempstead.	79970	0	8	8	0	150	\$ 8,720,000	\$ 1,800,000	\$ 1,000,000
Industrial Steam Boiler Corp	Industrial Steam Boiler Corp. will acquire a new facility in Copiague where it will manufacture a new line of more energy efficient commercial boilers.	78442	0	25	25	0	0	\$ 3,500,000	\$ 550,000	\$ 300,000
NYU Long Island School of Medicine at Winthrop Hospital	New York University to establish a new Winthrop Hospital NYU Long Island School of Medicine at Winthrop Hospital in Mineola.	80008	0	10	10	0	65	\$ 8,000,000	\$ 1,600,000	\$ 1,000,000
Stony Brook University Smart Manufacturing	Stony Brook University will add digital and 3-D printing systems, visualization and imaging applications and tools for smart manufacturing to their labs.	83467	0	1	1	0	0	\$ 3,897,500	\$ 760,000	\$ 500,000
The Interfaith Nutrition Network Community Center	The Interfaith Nutrition Network, will construct a new community center in the distressed community of Hempstead, Nassau County to provide social, workforce development and pathway to employment programs.	83502	8	5	13	0	31	\$ 395,000	\$ 79,000	\$ 79,000
Wyandanch Community Resource Center at Wyandanch Village	The Town of Babylon will acquire new equipment to support the newly constructed Wyandanch Community Resource Center to provide vital workforce development and social programs in the Opportunity Agenda community of Wyandanch.	82620	0	1	1	0	0	\$ 612,150	\$ 120,000	\$ 120,000
Suffolk County Community College Renewable Energy, STEM Workforce Development and Cybersecurity Labs	Suffolk County Community College will establish Renewable Energy, STEM Workforce Development and Cybersecurity Labs on their Grant Campus located in Brentwood.	80219	0	5	5	0	0	\$ 2,000,000	\$ 400,000	\$ 200,000



Long Island Round 8 Priority & Regionally Significant Projects
Recommendations for Competitive Capital Funding

Description	CFA #	Existing Jobs	Direct Jobs Created	Total Jobs	Indirect Jobs	Construction Jobs	Total Project Cost	NYS Funds Recommended \$20 Million	NYS Funds Recommended \$10 Million
Stony Brook University Center for the Advanced Study of Drug Action	83596	0	0	0	0	0	\$ 1,250,000	\$ 250,000	\$ 250,000
The Spur Innovation Center in Southampton	81456	4	48	52	0	40	\$ 5,100,000	\$ 1,000,000	\$ 500,000
Broad Hollow Bioscience Park Infrastructure Improvements	83875	0	0	0	0	25	\$ 5,000,000	\$ 1,000,000	\$ 750,000
Hofstra HighTech Anatomy Teaching Laboratory	82100	0	3	3	0	0	\$ 901,000	\$ 180,000	\$ 180,000
The Bridgehampton Child Care & Recreational Center	83438	0	2	2	0	10	\$ 1,500,000	\$ 300,000	\$ 300,000
Designatronics Expansion	84127	157	4	161	0	0	\$ 2,913,174	\$ 200,000	\$ 200,000
Patchogue Parking Garage	81373	0	0	0	0	100	\$ 8,500,000	\$ 1,700,000	\$ 1,000,000
Target Rock Expansion	82360	0	4	4	0	0	\$ 2,750,000	\$ 200,000	\$ 200,000
WildPlay Jones Beach	84126	0	10	10	0	54	\$ 2,976,366	\$ 590,000	\$ 450,000
Lynbrook Downtown Revitalization	81678	0	10	10	0	10	\$ 2,000,000	\$ 350,000	\$ 150,000



Long Island Round 8 Priority & Regionally Significant Projects
Recommendations for Competitive Capital Funding

Description	CFA #	Existing Jobs	Direct Jobs Created	Total Jobs	Indirect Jobs	Construction Jobs	Total Project Cost	NYS Funds Recommended \$20 Million	NYS Funds Recommended \$10 Million
Matinecock Court Housing Development	80689	0	2	2	0	10	\$ 7,925,546	\$ 1,800,000	\$ 1,000,000
East Hampton Shellfish Hatchery	82252	4	0	4	0	30	\$ 2,651,320	\$ 530,000	\$ 400,000
Haskells Seafood	83028	8	6	14	0	0	\$ 2,200,000	\$ 150,000	\$ 125,000
STEAM Research & Education Center	81165	3	9	12	0	6	\$ 2,295,000	\$ 180,000	\$ 100,000
Adelphi University Computational and Informatics Center	82803	0	1	1	0	15	\$ 502,000	\$ 100,000	\$ 100,000
BOSS Inc. Expansion	83268	60	23	83	0	0	\$ 180,000	\$ 30,000	\$ 30,000
Childrens Museum of the East End Riverside Expansion	84174	0	6	6	0	5	\$ 1,260,000	\$ 200,000	\$ 150,000
Electrical Training Center Workforce Development	84655	0	0	0	0	200	\$ 43,075	\$ 8,500	\$ 8,500
Sylhan, LLC Expansion	81203	22	3	25	0	0	\$ 700,000	\$ 140,000	\$ 140,000
Sensaras Growth and Training Project	84477	9	3	12	0	6	\$ 2,078,188	\$ 150,000	\$ 150,000



Long Island Round 8 Priority & Regionally Significant Projects

Recommendations for Competitive Capital Funding

Description	CFA #	Existing Jobs	Direct Jobs Created	Total Jobs	Indirect Jobs	Construction Jobs	Total Project Cost	NYS Funds Recommended \$20 Million	NYS Funds Recommended \$10 Million
Shinnecock Dock Revitalization	82810	2	8	10	0	3	\$ 3,368,750	\$ 185,000	\$ 100,000
Southside Hospital Medical Residency Center	84007	0	9	9	0	0	\$ 1,000,000	\$ 200,000	\$ 100,000
Gallery North Expansion at Setauket	83472	4	2	6	0	6	\$ 1,565,000	\$ 125,000	\$ 75,000
Telsa Science Center	81288	2	10	12	0	75	\$ 10,000,000	\$ 1,300,000	\$ -
LIU Science Research Labs	83152	0	29	29	0	144	\$ 6,250,000	\$ 1,150,000	\$ -
Triple Five National Aviation and Transportation Center	84356	0	20	20	0	50	\$ 15,000,000	\$ 1,000,000	\$ -
Northport, Engeman Theater Downtown Parking Expansion	51439	80	11	91	0	40	\$ 2,085,000	\$ 350,000	\$ -
Downtown Central Islip Sewer Connection	83080	0	0	0	0	20	\$ 4,000,000	\$ 400,000	\$ -
Glen Cove Seaman Road Station Improvements	83240	0	0	0	0	27	\$ 4,720,000	\$ 500,000	\$ -
Southampton Arts Outdoor Enhancements	82202	3	0	3	0	0	\$ 153,213	\$ 30,000	\$ -
Recommended Funding	39 Projects	370	284	654	0	1,122	\$ 129,793,482	\$ 20,007,500	\$ 10,007,500



Long Island Round 8 Priority & Regionally Significant Projects

Strategic Planning & Feasibility Studies Recommendations

Project	Description	CFA #	Jobs Created	Construction Jobs	Total Project Cost	NYS Funds Recommended \$20 Million	NYS Funds Recommended \$10 Million
Town of Huntington Strategic Plan	The Town of Huntington will conduct a feasibility study and strategic plan to enhance the viability of Huntington Station along New York Avenue to transform blighted and neglected areas of the community into vibrant, mixed use buildings for businesses, service organizations and residents to share and prosper.	81128	0	0	\$ 75,000	\$ 25,000	\$ 25,000
Town of Riverhead Railroad Avenue TOD	The Town of Riverhead will develop a plan to for a transit oriented development near the Riverhead LIRR station.	82750	0	0	\$ 75,000	\$ 25,000	\$ 25,000
Town of Smithtown St. James Visioning Study	The Town will conduct a visioning study for the St. James central business district along Lake Avenue and North Country Road in St. James to economically and visually revitalize the business district and restore its place as the cultural and social hub of the community.	83726	0	0	\$ 50,000	\$ 25,000	\$ 25,000
Village of Brightwaters Downtown Master Plan	The Village of Brightwaters will complete a downtown master plan with a focus on its central business district area to enhance walkability and accessibility in and around the downtown increasing tourism and visits to the area.	81735	0	0	\$ 50,000	\$ 25,000	\$ 25,000
Recommended Funding		4 Projects	0	0	\$250,000	\$100,000	\$100,000



Long Island Round 8 Priority & Regionally Significant Projects Excelsior Jobs Program Recommendations

Project	Description	CFA #	Jobs Created	Construction Jobs	Total Project Cost	NYS Funds Recommended \$20 Million	NYS Funds Recommended \$10 Million
Nassau Candy Very Sweet	Nassau Candy in Hicksville to make a long term investment in new candy production equipment to support a strategy of further vertical integration.	81024	50	0	\$5,000,000		\$1,000,000
Wenner Bread Lean Manufacturing	Expansion of Wenner Bread food manufacturing capacity including obtaining a 150,000 square foot facility, new equipment, freezer, dry goods and warehousing and 25+ new hires to support its expansion into the European and international markets.	82794	25	0	\$48,875,000		\$500,000
Industrial Steam Boiler Corp Expansion	Industrial Steam Boiler Corp. will acquire a new facility in Copiague where it will manufacture a new line of more energy efficient commercial boilers that will lower fuel and maintenance costs for building owners and reduce greenhouse gases in the environment.	78442	25	0	\$3,500,000		\$200,000
Haskells Seafood Expansion	The Haskell's Seafood facility in East Quogue will become a fully functioning seafood processing facility	83028	6	0	\$2,200,000		\$55,000
EXCELSIOR TOTALS		4 Projects	106	0	\$ 59,575,000	\$	1,755,000

ESD CAPITAL PRIORITY AND REGIONAL SIGNIFICANT PROJECTS RELATING TO STATE PRIORITIES

CFA #	Project Name	Eligible Agencies	Advances Regional Priorities	Supports Life Sciences (Regional Cluster Plan)	Supports Downtown Revitalization	Supports Workforce Training/Development	Supports the Opportunity Agenda Initiative	Support Opportunities for Veterans	Supports Government Efficiency	Supports Tradeable Sectors
82564	Sunrise STEAM Shack	ESD								
82042	Hofstra Cybersecurity Innovation and Research Center	ESD								
79970	Estella Housing Infrastructure	ESD								
78442	Industrial Steam Boiler Corp	ESD								
80008	NYU Long Island School of Medicine at Winthrop Hospital	ESD								
83467	Stony Brook University Smart Manufacturing	ESD								
83502	The Interfaith Nutrition Network Community Center	ESD								
82620	Wyandanch Community Resource Center at Wyandanch Village	ESD								
80219	Suffolk County Community College Renewable Energy, STEM Workforce Development and Cybersecurity Labs	ESD								
83596	Stony Brook University Center for the Advanced Study of Drug Action	ESD								
81456	The Spur Innovation Center in Southampton	ESD								
83875	Broad Hollow Bioscience Park Infrastructure Improvements	ESD								
82100	Hofstra HighTech Anatomy Teaching Laboratory	ESD								
83438	The Bridgehampton Child Care & Recreational Center	ESD								
84127	Designatronics Expansion	ESD								
81373	Patchogue Parking Garage	ESD								
82360	Target Rock Expansion	ESD								
84126	WildPlay Jones Beach	ESD								
81678	Lynbrook Downtown Revitalization	ESD								
80689	Matinecock Court Housing Development	ESD								
82252	East Hampton Shellfish Hatchery	ESD								
83028	Haskells Seafood	ESD								
81165	STEAM Research & Education Center	ESD								
82803	Adelphi University Computational and Informatics Center	ESD								
83268	BOSS Inc. Expansion	ESD								
84174	Childrens Museum of the East End Riverside Expansion	ESD								
84655	Electrical Training Center Workforce Development	ESD								
81203	Sylhan, LLC Expansion	ESD								
84477	Sensaras Growth and Training Project	ESD								
82810	Shinnecock Dock Revitalization	ESD								
84007	Southside Hospital Medical Residency Center	ESD								
83472	Gallery North Expansion at Setauket	ESD								
81288	Telsa Science Center	ESD								
83152	LIU Science Research Labs	ESD								
84356	Triple Five National Aviation and Transportation Center	ESD								

ESD CAPITAL PRIORITY AND REGIONAL SIGNIFICANT PROJECTS RELATING TO STATE PRIORITIES

CFA #	Project Name	Eligible Agencies	Advances Regional Priorities	Supports Life Sciences (Regional Cluster Plan)	Supports Downtown Revitalization	Supports Workforce Training/Development	Supports the Opportunity Agenda Initiative	Support Opportunities for Veterans	Supports Government Efficiency	Supports Tradeable Sectors
51439	Northport, Engeman Theater Downtown Parking Expansion	ESD								
83080	Downtown Central Islip Sewer Connection	ESD								
83240	Glen Cove Seaman Road Station Improvements	ESD								
82202	Southampton Arts Outdoor Enhancements	ESD								
81128	Town of Huntington Strategic Plan	ESD								
82750	Town of Riverhead Railroad Avenue TOD	ESD								
83726	Town of Smithtown St. James Visioning Study	ESD								
81735	Village of Brightwaters Downtown Master Plan	ESD								
Other ESD Projects										
83013	ideaHUB Incubator at Hofstra	ESD BISP								
81344	New York Professional Surfing Competition	ESD MNY								
83297	Great Jack O Lantern Blaze Marketing	ESD MNY								
83472	Gallery Expansion and Renovation	ESD MNY								
83573	Seasons of Reasons themed tourism promotions for the East End of LI	ESD MNY								
83609	DLI International Marketing Initiative	ESD MNY								
83623	Pride on the Beach 2019	ESD MNY								
83763	Choose LI Local and Independent	ESD MNY								
84408	Tough Mudder Long Island 2019	ESD MNY								

NON-ESD PRIORITY AND REGIONALLY SIGNIFICANT PROJECTS RELATED TO STATE PRIORITIES

CFA #	Business Name	Project Name	Eligible Programs	Advances Regional Priorities	Supports Life Sciences (Regional Cluster Plan)	Supports Downtown Revitalization	Supports Workforce Training/Development	Supports the Opportunity Agenda Initiative	Support Opportunities for Veterans	Supports Government Efficiency	Supports Tradeable Sectors
80950	Sag Harbor Partnership	Sag Harbor Cinema Project	ARTS ACFIP								
81594	Old Westbury Gardens	Phase 2 Restoration Westbury House Roof	ARTS ACFIP								
83472	Gallery North	Gallery Expansion and Renovation	ARTS ACFIP								
83568	Bayard Cutting Arboretum Horticultural Society	Bayard Cutting Arboretum Visitors Center	ARTS ACFIP								
82202	SCOA, INC. DBA Southampton Arts Center	Outdoor Programming Grounds Enhancement	ARTS CIP								
80276	The Noel S Ruiz Theatre at CM Performing Arts Center	Broadway in Oakdale	ARTS WIP								
81178	Huntington Arts Council Inc	Workforce Investment Development Director	ARTS WIP								
84174	Childrens Museum of the East End	Childrens Museum of the East End Riverside Expansion	ARTS WRP								
81824	Town of Brookhaven	Mastic Beach Wetlands Restoration	DEC CSC								
82297	Town of Southampton	Alewife Creek Habitat Enhancements (2018)	DEC CSC								
83828	Town of Huntington	Town of Huntington CSC Certification Project	DEC CSC								
83951	Town of Hempstead	Energy & Sustainability Master Plan 2.0	DEC CSC								
80410	Town of Oyster Bay	Tappan Beach Water Quality Improvement Project	DEC WQIP								
81607	Belgrave Water Pollution Control District	2018 Outfall and Effluent Pumping Station	DEC WQIP								
81908	Walden Environmental Engineering	Manorhaven Water Quality Improvement Project	DEC WQIP								
82739	Town of Hempstead	Roosevelt Highway Yard	DEC WQIP								
82741	Town of Hempstead	Cherrywood Yard Drainage Project	DEC WQIP								
82754	Peconic Land Trust	Regional Aquifer Protection Land Aquisition Program Phase II	DEC WQIP								
83164	Town of Hempstead	Cherrywood Yard Salt Storage Project	DEC WQIP								
83176	Nassau County Department of Public Works	Consolidation of Wastewater Services Long Beach WPCP Diversion	DEC WQIP								
83444	Town of North Hempstead	Vacuum Truck Project	DEC WQIP								
83450	Inc Village of Westhampton Beach	WHB Sewer Project	DEC WQIP								
83624	Town of Brookhaven	Permeable Reactive Barrier at Davis Park Marina	DEC WQIP								

NON-ESD PRIORITY AND REGIONALLY SIGNIFICANT PROJECTS RELATED TO STATE PRIORITIES

CFA #	Business Name	Project Name	Eligible Programs	Advances Regional Priorities	Supports Life Sciences (Regional Cluster Plan)	Supports Downtown Revitalization	Supports Workforce Training/Development	Supports the Opportunity Agenda Initiative	Support Opportunities for Veterans	Supports Government Efficiency	Supports Tradeable Sectors
83672	County of Nassau	Bailey Arboretum Water Quality Improvement Project	DEC WQIP								
83673	County of Nassau	Nassau County MS4 Storm Water Outfall Identification Project	DEC WQIP								
83809	Suffolk County	Suffolk County Coastal Resiliency Initiative	DEC WQIP								
80517	Graphic Image Inc	CFA80 EET	DOL EET								
80545	King Kullen Grocery Co Inc	Emerging Leaders Training	DOL EET								
80574	Parker Hannifin FSD	CFA 80 EET	DOL EET								
80609	Resion LLC	2018 Resion EET	DOL EET								
81121	AllWays Elevator Inc	Certified Elevator Training for Elevator Manufacturer Phase II	DOL EET								
81390	Sundial Brands LLC	Sundial Brands CFA 80 EET	DOL EET								
81556	Biochemical Diagnostics Inc	Training to Improve Processes to Increase Capacity for Biotech Manufacturing	DOL EET								
81560	Precipart	EET2019	DOL EET								
81646	Luitpold Pharmaceuticals	2019 Training Grant	DOL EET								
81933	Spectronics Corporation	Spectronics 2018-19	DOL EET								
82006	InterCounty Bakers Inc	ISO9001 Cyber Security ERP Implementation SQF Safety OSHA Compliance	DOL EET								
82087	Cable Management Solutions	Worker Training for Advanced Manufacturing	DOL EET								
82137	Contract Pharmacal Corp	Skills Enhancement Training for Pharmaceutical Manufacturing	DOL EET								
82189	SpaceCraft Worlwide	SpaceCraft Worldwide CFA 80 EET	DOL EET								
82283	Maloya Inc	Information Technology Training	DOL EET								
82350	SAG HARBOR INDUSTRIES INC	EMPLOYEE TRAINING 2019	DOL EET								
82386	Lutech Veterinary Industries Inc	ISO13485:2016 Conversion, SharePoint Integration, Cybersecurity (NIST 800-171) and IPC J-STD-001 Training	DOL EET								
82455	The Ruhof Corporation	Cyber Security, SharePoint Implementation, UDI,13485:2016 Transition and Technical English for Spanish Speaking Employees	DOL EET								

NON-ESD PRIORITY AND REGIONALLY SIGNIFICANT PROJECTS RELATED TO STATE PRIORITIES

CFA #	Business Name	Project Name	Eligible Programs									
				Advances Regional Priorities	Supports Life Sciences (Regional Cluster Plan)	Supports Downtown Revitalization	Supports Workforce Training/Development	Supports the Opportunity Agenda Initiative	Support Opportunities for Veterans	Supports Government Efficiency	Supports Tradeable Sectors	
82794	Wenner Bread Products Inc	Improving Worker Skills in Lean Manufacturing in Food Manufacturing	DOL EET									
82888	Purolator International	Existing Employee Training	DOL EET									
83061	Brookhaven Memorial Hospital Medical Center	Nurse certification training program	DOL EET									
83402	BR Industries Inc	Strategic Skills Training for Advanced Manufacturing	DOL EET									
83987	Berry Specialty Tapes LLC	Advanced Manufacturing Training in Lean, Quality, & Supervisor Skills	DOL EET									
84055	Air Stream Corp	Air Stream EET 2018	DOL EET									
84102	Cobham	Grant 2019	DOL EET									
84127	Designatronics	Designatronics Training Capital Investment Job Creation	DOL EET									
84203	Oerlikon Metco	Oerlikon Metco Training	DOL EET									
84477	Sensaras	Sensaras Growth Plan Training	DOL EET									
84550	Bestcare Inc	Workforce Development 2018	DOL EET									
84560	Catalina Instrument Corp	AS9100:2016 Transition and ERP/MRP	DOL EET									
71753	Spectrum Designs Foundation	Making Autism Work	DOL UWT									
79932	Town of Hempstead Department of Occupational Resources	Career Pathways 8.0	DOL UWT									
80482	Suffolk County Department of Labor, Licensing & Consumer Affairs	Suffolk County CDL Training	DOL UWT									
80669	Town of Oyster Bay	Significant Industry Training Application	DOL UWT									
81416	United Way of Long Island	Unemployed Worker Training Program	DOL UWT									
82700	Eastern Suffolk BOCES	Unemployed Worker Training	DOL UWT									
83709	Stony Brook University	Unemployed Worker Training Certificate Program 8.0	DOL UWT									
83925	Nassau Community College	Community Health Worker (CHW) Program	DOL UWT									
84023	Cambridge Business Institute	Solar Design and Installation Training	DOL UWT									
82405	Town of Smithtown	Regional Highway Services Consolidation Phase II	DOS LGE									
81729	Village of Port Jefferson	LWRP Update	DOS LWRP									
81901	Town of Brookhaven	Mt Sinai Jetty Erosion Control	DOS LWRP									
82252	Town of East Hampton	Consolidated East Hampton Shellfish Hatchery/Nursery	DOS LWRP									
82292	Town of Southampton	Riverside Maritime Trail (2018)	DOS LWRP									
82411	Town of Smithtown	Cordwood Path Stormwater Improvements	DOS LWRP									
83059	Manhasset Bay Protection Committee	Water Quality Improvement Plan for Manhasset Bay	DOS LWRP									
84054	Town of Hempstead Conservation and waterways	High Meadow Island And Smith Marsh Salt Marsh Restoration	DOS LWRP									

NON-ESD PRIORITY AND REGIONALLY SIGNIFICANT PROJECTS RELATED TO STATE PRIORITIES

CFA #	Business Name	Project Name	Eligible Programs	Advances Regional Priorities	Supports Life Sciences (Regional Cluster Plan)	Supports Downtown Revitalization	Supports Workforce Training/Development	Supports the Opportunity Agenda Initiative	Support Opportunities for Veterans	Supports Government Efficiency	Supports Tradeable Sectors
84054	Town of Hempstead Conservation and waterways	High Meadow Island And Smith Marsh Salt Marsh Restoration	EFC GIGP								
81671	Main Street Agency	Long Island Winterfest	ESD MNY								
81795	North Fork TV Festival Inc.	North Fork TV Festival	ESD MNY								
82788	Ward Melville Heritage Organization	Celebrating a Legacy	ESD MNY								
83733	Winship Media	Long Island Wine Country Direct Marketing Tours	ESD MNY								
83791	New York Fit Fest Corp	Ny Fit Fest	ESD MNY								
84653	North Fork Authentic Inc	North Fork Authentic 2018	ESD MNY								
81128	Town of Huntington	Huntington 2018 CFA	HCR NYMS								
81234	Town of North Hempstead Community Development Agency	New Cassel Community Revitalization	HCR NYMS								
80689	Matinecock Court HDFC	Matinecock Court	NYSERDA NZEED								
81464	United Way of Long Island	Net Zero Energy for Economic Development Project	NYSERDA NZEED								
82096	Stony Brook University	Southampton Library Solar PV	NYSERDA NZEED								
82152	Village of Lindenhurst	Lindenhurst Recharge	NYSERDA NZEED								
80492	Planting Fields Foundation	West Portico	OPRHP EPF								
81275	Village of Freeport	Prospect Park Bulkhead Replacement	OPRHP EPF								
81594	Old Westbury Gardens	Phase 2 Restoration Westbury House Roof	OPRHP EPF								
81895	Town of Brookhaven	All Access Ballfield	OPRHP EPF								
81902	Town of Brookhaven	Boyle RoadSelden Ballfields	OPRHP EPF								
82689	The Caumsett Foundation Inc	Park Entrance Improvements	OPRHP EPF								
83338	Town of Huntington	Heckscher Park Centennial Heritage Fencing	OPRHP EPF								
83677	Nassau County	Historic Kellogg House Rehabilitation	OPRHP EPF								
84284	Town of Huntington	Cow Harbor Park Restroom Renovations	OPRHP EPF								
84309	Nassau County Department of Public Works	Sands Point Entry Bridge	OPRHP EPF								
84753	Nassau County Department of Public Works	Saddle Rock Grist Mill Restoration	OPRHP EPF								
84768	Village of Hempstead Community Development Agency	Denton Green Park Improvements	OPRHP EPF								
84870	Town of Smithtown	Kings Park Blvd Roundabout	OPRHP EPF								

IV. PARTICIPATION

WORKGROUPS

The LIREDC has seven active work groups, consisting of a broad range of Work Groups both public and private stakeholders. These volunteers lend their time and expertise to the LIREDC to help develop and guide strategies to enhance the economic vitality of the region. Moreover, through their public outreach efforts, the volunteers entice untapped applicants to bring their projects before the Council helping to maintain a robust project pipeline. The Work Groups foster collaborations between stakeholders and assist in refining Regional Strategies.

WORKFORCE DEVELOPMENT WORK GROUP

John Durso*, Long Island Federation of Labor

Dr. John Nader*, Farmingdale State College

Cara Longworth, Empire State Development

Denise Zani, Empire State Development

Elizabeth Ajasin, Hempstead/Long Beach Workforce Development Board

Leah Arnold, Eastern Suffolk BOCES

Gregory Becker, Town of Hempstead

Marc Bossert, Suffolk County One Stop Employment Center

Fabrizio Bustos, United Way of Long Island VetsBuild

Laurie Carey, We Connect The Dots

Noreen Carro, LMN Printing Co., Inc.

Michele Cohen, Nassau BOCES Adult Career & Technical Education Programs

Cheryl Davidson, North Shore-LIJ Health System

John DeCelle, Nassau Financial Federal Credit Union

Gemma DeLeon, RWDSU International

Steven Delligatti, Oyster Bay-North Hempstead-Glen Cove Workforce Investment Board

Rosalie Drago, Workforce Development Institute

Susan Fragale, EAC Network

John Galiotos, Suffolk County Community College

Daphne Gordon, Suffolk County Community College

Dawn Grzan, Community Development Corporation of Long Island

Victoria Henry, Farmingdale State College

Ana-Maria Hurtado, Town of Hempstead Workforce Investment Board

Edward Kenny, Town of Hempstead

Gail Lamberta, St. Joseph's College

John Lombardo, Suffolk County Community College

Amy Lowth, NYS Department of Labor

Patricia Malone, SUNY Stony Brook

Martin Murphy, LI Regional Adult Education Network

Christopher Neidt, Hofstra University

Dawn Nolan, Center for Workforce Development, Nassau Community College

Charlene Obernauer, Long Island Jobs with Justice

Shital Pital, New York State Department of Labor

Theresa Regnante, United Way of Long Island

Phil Rugile, Launchpad Huntington

Linda Scalera, Town of Oyster Bay Workforce Development Board

Anthony Silvera, Northwell Health

John Skinner, Nassau County Office of Labor

Ryan Stanton, Long Island Federation of Labor

Jennifer Stavola, Suffolk County Office of Labor

Nicole Sugrue, Spectrum Designs Foundation

Beverly Theodore, Town of Babylon WCRC

Ken White, Brookhaven National Lab

TRADEABLE SECTORS WORK GROUP

John Costanzo*, Purolator International

Bob Isaksen*, Bank of America

Elisabeth Muehlemann, Empire State Development

Cara Longworth, Empire State Development

Savio Chan, U.S. China Partners

John DeCelle, Nassau Financial Federal Credit Union

Betty Feng, Farmingdale State College

Yev Guyduy, Canon

Brad Hemingway, Islip Foreign Trade Zone

Susan Sadocha, U.S. Commerce Export Assistance Center

Brian Teubner, ESD Global NY

Marisel Trespacios, U.S. Commerce Export Assistance Center

Michael Tucker, Long Island Food Council

IV. PARTICIPATION CONT.

OPPORTUNITY AGENDA WORK GROUP

Lutricia (Pat) Edwards*, Citigroup Inc.

Elaine Gross*, ERASE Racism

Daphne Gordon*, SCCC Entrepreneurial Assistance Center

Denise Zani, Empire State Development

Cara Longworth, Empire State Development,

Gregory Becker, Town of Hempstead

Maria Carvajal, Adelante of Suffolk County

Diana Cherryholmes, Suffolk County Office of Film & Cultural Affairs

Michele Cohen, Nassau BOCES

John DeCelle, Nassau Financial Federal Credit Union

Thomas Dolan, Town of Babylon Industrial Development Agency

Rosalie Drago, Workforce Development Institute

Tracey Edwards, formerly with Verizon Communications

Craig Fligstein, United Way of Long Island

Michelle Foulke, Huntington Opportunity Resource Center

Lawrence Levy, Hofstra University

John Lombardo, Suffolk County Community College

Ms. Risco Mention-Lewis, Suffolk County Police Department

Charles Miranda, Farmingdale State College

Gwen O'Shea, Community Development Corporation of Long Island

Christopher Neidt, Hofstra University

Theresa Sanders, Urban League of Long Island

Beverly Theodore, Wyandanch Resource Center

Charlene Thompson, Village of Hempstead Community Development Agency

PLACEMAKING WORK GROUP

Jim Morgo*, Morgo Private Public Strategies, Inc.

Desmond Ryan*, Association for a Better Long Island

Resi Cooper*, Cooper Hill

Brian Scripture, Empire State Development

Cara Longworth, Empire State Development

Steve Belkin, NYS Department of Transportation

Patricia Bourne, City of Long Beach

Dwight Brown, NYS Environmental Facilities Corporation

John Durso, LI Federation of Labor

Ann Fangmann, Glen Cove CFA

Brian Ferruggiari, AVR Realty Company

Dave Kapell, Kapell Real Estate

Chris Kempner, Town of Brookhaven

Bill Mannix, Town of Islip Economic Development

Glenn Murrell, NYS Department of Transportation

Mitch Pally, Long Island Builder's Institute- MTA/LIRR

Roy Smitheimer, RJS Associates

Judy White, CJ2 Communications

NATURAL ASSETS & TOURISM WORK GROUP

Belinda Pagdanganan*, National Grid

Paulette Satur*, Satur Farms

Kristen Jarnagin*, Discover Long Island

Jenna Jalbert, Empire State Development

Cara Longworth, Empire State Development

Steve Bate, Long Island Wine Council

Francesca Carlow, Nassau Council of Chambers of Commerce

Diana Cherryholmes, Suffolk County Office of Film & Cultural Affairs

Melanie Cirillo, Peconic Land Trust

Bryan DeLuca, Atlantic Holdings LLC

Brian Foley, NYS Office of Parks and Historic Preservation

Carrie Gallagher, Department of Environmental Conservation

Linda LaViolette, Ag & Markets

Vito Minei, Cornell Cooperative Extension - Suffolk County

Maggie Lacasse, Discover Long Island

August Ruckdeschel, Suffolk County

Patricia Snyder, East End Arts

Key: * = Co-Chair, Red = Regional Council Member, Blue = ESD Staff

IV. PARTICIPATION CONT.

INNOVATION WORK GROUP

Samuel Stanley* Stony Brook University

Seymour Liebman*, Canon USA

Barry Greenspan, Empire State Development

Cara Longworth, Empire State Development

William Achnitz, Community Development Corporation of Long Island

Nada Anid, New York Institute of Technology

Greg Blyskal, Broad Hollow Bioscience Park

Lauren Brookmeyer, Stony Brook University

Lisa Broughton, Suffolk County Economic Dev.

David L. Calone, Jove Partners

Bob Catell, Advanced Energy Research & Technology Center

Resi Cooper, Cooper Hill

Chris Czura, Feinstein Institute

Diane Fabel, Center for Biotech / Stony Brook University

Peter Fehnel, SBA

Doon Gibbs, Brookhaven National Laboratory

Peter Goldsmith, LISTnet

Mark Lesko, Hofstra University

James McCaffrey, Town of Oyster Bay, Department of Economic Development

Stuart Rabinowitz, Hofstra University

Ann-Marie Scheidt, Stony Brook University

Yacov Shamash, Stony Brook University

Charlie Strain, Farrell Fritz, P.C.

WRITER'S WORK GROUP

Lawrence Levy* Hofstra University

Cara Longworth, Empire State Development

Lauren Brookmeyer, Stony Brook University

Sean Casserly, LMN Printing

Noreen Carro, LMN Printing

John DeCelle, Nassau Financial Federal Credit Union

Rosalie Drago, Workforce Development Institute

Barry Greenspan, Empire State Development

Jenna Jalbert, Empire State Development

Maggie Lacasse, Discover Long Island

Elisabeth Muehlemann, Empire State Development

Christopher Niedt, Hofstra University

Shital Patel, New York State Department of Labor

Annamarie Proscia, Empire State Development

Kevin Rogers, Empire State Development

ENGAGEMENT AND SUPPORT OF THE PUBLIC AND LOCAL OFFICIALS

Since 2011 the Long Island Regional Economic Development Council has encouraged the engagement of members of the general public and local governments in the regional council process. Over the past eight years we have expanded our public outreach efforts from simple public information sessions, to use of all social media platforms and informational open houses. Similar to years past we held two CFA workshops and four CFA Open House/Information Sessions. These events afforded us outreach to over 150 members of academia, private business, municipalities and the public to discuss their projects and receive valuable feedback from NYS Agency representatives.

To further increase our public engagement in 2018 Empire State Development worked in collaboration with our local elected officials to coordinate nine CFA Town Hall meetings to reach interested applicants and the general public. Each Town Hall consisted of a concise general overview of the CFA process, and personalized one on one conversations with attendees regarding available resources and general guidance for their potential projects. These Town Halls were a huge success with over 230 individuals representing private businesses, municipalities and members of the general public that would not have otherwise been engaged.

V. DOWNTOWN REVITALIZATION INITIATIVE

Just as a state economic development official once said that the LIREDC had a downtown revitalization initiative before there was *the* Downtown Revitalization Initiative, Central Islip was a Transit-Oriented Development center before there was Transit-Oriented Development. Way before.

As in 1842!

That's when the Long Island Rail Road arrived in the unheralded farm and forestry community that would come to be called Central Islip. Soon after, the stopping place known as Suffolk County Station became a hub surrounded by housing and commerce. A half century later, the community became home to one of the world's largest psychiatric hospital, one of the models for the disturbing movie, "The Snake Pit." But the 10,000 patients provided a lot of jobs, and some of their families moved to be nearby. The hospital closed in the mid-90s, and while the community benefitted from serious public investment – to create two college campuses, a minor league ballpark, federal and state courthouses, a hotel, shopping center and several housing developments – the area around the train station continued to decline. Now, it's time for history to repeat itself: The Carleton Avenue corridor by the Central Islip LIRR station is once again poised to rise as the state's DRI choice for 2018. The \$10 million award was announced this summer in an uplifting ceremony, led by Governor Andrew Cuomo and state and local lawmakers.

About 80 percent of CI's population of 34,000 is Black and Latino, one of the highest minority concentrations of any community on Long Island. More than half the residents are Spanish speakers. Although there is much commerce within CI's boundaries, the poverty rate is well above average. But so is it's potential. As an unincorporated hamlet, it's nearest level of government is Islip Township, whose leadership – notably Town Supervisor Angie Carpenter – demonstrated its commitment to the

community's renewal with a strong, locally-driven proposal in a very competitive DRI selection process. Unfortunately, the corridor currently has many vacant, blighted, underutilized properties, poor lighting and sidewalks which gives the impression of an unsafe place to be.

But if the enthusiasm in Westbury and Hicksville is any indication – they were our first two DRI recipients – the \$10 million grant and the collaborative planning effort should boost morale by uniting the people of CI and bringing a mix of attractive housing, restaurants, shops and cultural attractions. And not only are local residents and their leaders supportive, but CI's recent designation as a federal Opportunity Zone, and the tax breaks that come with it, positions the community to become a magnet for private investment.

Central Islip is a prime example of the sort of community that LIREDC strategies were crafted to help. It could easily have been one of our Opportunity Agenda neighborhoods and was on our radar screen for future inclusion. That's why we are thrilled that its revival was jumpstarted with a DRI grant and all the activity that comes with it.

The end goal is to revitalize the 2/3rd mile commercial corridor into a vibrant, walkable community that will appeal to residents, students of the nearby colleges, the employees of the adjacent courthouses and industrial park, and the visitors to the Ducks minor league baseball stadium. Several vacant parcels near the station are especially conducive to Smart Growth mixed-use development. Not unlike 176 years ago when the LIRR first came to town.

POTENTIAL PROJECTS:

1. A mixed-use Transit Oriented Development on vacant land at the former train station on Carleton Avenue.
2. A land use study to guide specific zoning changes
3. Infrastructure projects such as sidewalks, parking lots (including adding railroad parking), sewers, "complete streets" safety features, façade improvements and a round-about.
4. Removal and redevelopment of blighted properties, including the former firehouse

APPENDIX ONE

KEY STRATEGIES FOR ECONOMIC GROWTH



IDENTIFY and support industry clusters, especially biotechnology, that possess the potential to bring together researchers, educators, investors, manufacturers and others in a collaborative effort to accelerate the commercialization of technical and scientific discovery and generate jobs at every rung of the employment ladder.



REINVIGORATE Long Island's manufacturing sector through continued transformation from traditional defense and aerospace work to advanced technology products, creating skilled, high-value jobs and a network of nimble companies that can develop synergistic partnerships with companies in other regions of the state.




CREATE a cohesive education and workforce training strategy through partnerships among a range of stakeholders - business, trade groups, labor, government agencies, educational institutions, parents and students - with the goal of ensuring that workers from all of Long Island's communities are prepared to take advantage of new job opportunities in key economic growth sectors.



PRODUCE a new generation of sustainable, well-paying jobs in the legacy sectors of agriculture, aquaculture, fisheries and tourism by enhancing the economic value of our parks, historic places, and arts venues and organizations, and expanding export opportunities, infrastructure, recreation facilities, research partnerships and workforce training.



DEVELOP innovation and industry clusters in transformative locations across the region - including downtowns, brownfields and university, research and medical centers - by integrating the smart growth principles of transit-oriented development and vibrant community life.



ENHANCE and develop multi-faceted, interdisciplinary facilities aimed at incubating and accelerating the commercialization of innovative products generated at the region's premier research institutions, by linking scientists, engineers, and health and medical professionals to entrepreneurs and small businesses.

APPENDIX ONE

KEY STRATEGIES FOR ECONOMIC GROWTH



REBUILD and expand infrastructure to improve job access, revitalize downtowns and transit HUBs, speed trade, and attract and retain dynamic regional businesses and highly-skilled workers.



AUGMENT the export capacity of Long Island companies and attract foreign direct investment in the region by bringing together experienced exporters, relevant government agencies and our world class education and research institutions to identify and pursue potential business opportunities overseas.



PROTECT Long Island from the perils of climate change at the same time we encourage new “cleaner, greener” industries by leading collaborative regional efforts to harden our infrastructure, businesses and homes against the next major storm and to encourage transportation, energy and construction policies that reduce our vulnerability, as well as our carbon footprint.



UNLEASH the economic potential of unemployed and underemployed military veterans with creative new ways to provide information, job training and other skills that will honor their service and aid the region by helping them succeed as employees and entrepreneurs.



REVITALIZE Long Island's poorest places by targeting the region's collective resources on new community-driven initiatives that can create jobs, homes and businesses and ensure that all communities are participating fully in the state's economic revitalization.



ATTRACT travelers from across the globe by leveraging Long Island's unique heritage and tourism assets to convey our rich contributions to American history, the arts, and culture.

APPENDIX TWO

STATUS OF ALL FUNDED CFA PROJECTS 2011 -2017

CFA	Applicant Name	Project Name	Agency	Program Name	CFA Award Amount	Total Project Cost	Funds Dispersed to Date
ROUND 1							
2273	Roman Stone Construction Company	Worker Skills Upgrading	DOL	Business Hiring and Training Incentives Worker Skills Upgrading	\$ 49,915	\$ 49,915	\$ 47,339
2277	Catalina Instrument Corp.	Worker Skills Upgrading	DOL	Business Hiring and Training Incentives Worker Skills Upgrading	\$ 21,000	\$ 21,000	\$ 20,690
3157	Bryit Group LLC dba Jentronics	Worker Skills Upgrading	DOL	Business Hiring and Training Incentives Worker Skills Upgrading	\$ 27,000	\$ 26,955	\$ 26,955
4113	Fil-Coil (FC) Inc.	Worker Skills Upgrading	DOL	Business Hiring and Training Incentives Worker Skills Upgrading	\$ 35,000	\$ 35,000	\$ 32,400
4750	LiRo Engineers, Inc.	Worker Skills Upgrading	DOL	Business Hiring and Training Incentives Worker Skills Upgrading	\$ 14,896	\$ 14,896	\$ 8,119
4998	Contract Pharmacal Corp.	Worker Skills Upgrading	DOL	Business Hiring and Training Incentives Worker Skills Upgrading	\$ 48,200	\$ 48,200	\$ 40,000
5307	Disc Graphics, Inc.	Worker Skills Upgrading	DOL	Business Hiring and Training Incentives Worker Skills Upgrading	\$ 48,400	\$ 48,400	\$ 48,400
5409	Meopta U.S.A., Inc.	Worker Skills Upgrading	DOL	Business Hiring and Training Incentives Worker Skills Upgrading	\$ 50,000	\$ 50,000	Terminated
5428	Jamco Aerospace, Inc.	Worker Skills Upgrading	DOL	Business Hiring and Training Incentives Worker Skills Upgrading	\$ 42,120	\$ 42,120	\$ 42,120
6153	Air Techniques, Inc.	Worker Skills Upgrading	DOL	Business Hiring and Training Incentives Worker Skills Upgrading	\$ 47,500	\$ 47,500	\$ 47,500
6213	B&R Industries, Inc.	Worker Skills Upgrading	DOL	Business Hiring and Training Incentives Worker Skills Upgrading	\$ 42,000	\$ 42,000	\$ 41,995
6371	Mikim Industries, Inc.	Worker Skills Upgrading	DOL	Business Hiring and Training Incentives Worker Skills Upgrading	\$ 24,600	\$ 24,600	Terminated
6451	P & L Developments of New York Corporation	Worker Skills Upgrading	DOL	Business Hiring and Training Incentives Worker Skills Upgrading	\$ 41,600	\$ 41,600	\$ 41,600
7072	North Shore - Long Island Jewish Health System, Inc.	Worker Skills Upgrading	DOL	Business Hiring and Training Incentives Worker Skills Upgrading	\$ 50,000	\$ 50,000	Terminated
7376	Multiline Technology, Inc.	Worker Skills Upgrading	DOL	Business Hiring and Training Incentives Worker Skills Upgrading	\$ 44,850	\$ 44,850	\$ 44,850
7531	South Nassau Communities Hospital	Worker Skills Upgrading	DOL	Business Hiring and Training Incentives Worker Skills Upgrading	\$ 21,268	\$ 21,268	\$ 20,241

APPENDIX TWO

STATUS OF ALL FUNDED CFA PROJECTS 2011 -2017

CFA	Applicant Name	Project Name	Agency	Program Name	CFA Award Amount	Total Project Cost	Funds Dispersed to Date
7696	Eastern Energy Systems Inc.	Worker Skills Upgrading	DOL	Business Hiring and Training Incentives Worker Skills Upgrading	\$ 11,270	\$ 10,680	Terminated
7856	1-Source Electronic Components, Inc.	Worker Skills Upgrading	DOL	Business Hiring and Training Incentives Worker Skills Upgrading	\$ 46,410	\$ 46,410	Terminated
7971	American Pride Fasteners, LLC	Worker Skills Upgrading	DOL	Business Hiring and Training Incentives Worker Skills Upgrading	\$ 39,000	\$ 39,000	\$ 37,000
4286	Green Long Island Inc. dba LI Green	Unemployed Worker	DOL	Unemployed Worker Skills Training	\$ 48,500	\$ 13,500	\$ 10,500
7062	North Shore - Long Island Jewish Health System, Inc.	Unemployed Worker	DOL	Unemployed Worker Skills Training	\$ 50,000	\$ 50,000	\$ 30,000
7774	Stony Brook University	Unemployed Worker	DOL	Unemployed Worker Skills Training	\$ 49,875	\$ 49,875	\$ 27,000
3356	Port Jefferson (V)	Port Jefferson Village Harborwalk Project	DOS	Local Waterfront Revitalization	\$ 100,000	\$ 200,000	\$ 100,000
5193	Oyster Bay (T)	Raising Awareness of Onsite Wastewater Treatment Systems	DOS	Local Waterfront Revitalization	\$ 45,000	\$ 91,191	\$ 40,894
4049	Town of Babylon	Wyandanch Rising	DOT	Multi-Modal Project	\$ 1,390,000	\$ 215,000,000	\$ 1,390,000
4049	Town of Babylon	Wyandanch Rising / Geiger Lake Park	EFC	Green Innovation Grant Program	\$ 810,000	\$ 803,829	\$ 713,829
3826	Town of Hempstead Department of Occupational Resources	Long Island Business and Workforce Investment Working Capital	ESD	Economic Development Purposes Fund	\$ 427,535	\$ 540,000	\$ 427,535
4670	STONY BROOK UNIVERSITY	LI Community Engagement for STEM Education and Careers Capital	ESD	Economic Development Purposes Fund	\$ 350,000	\$ 350,000	Terminated
5661	Canrock Ventures, LLC	Canrock Ventures Thought Box Capital	ESD	Economic Development Purposes Fund	\$ 3,000,000	\$ 29,000,000	Terminated
6162	LONG ISLAND FORUM TECHNOLOGY	Advanced Manufacturing Composites Training	ESD	Economic Development Purposes Fund	\$ 136,000	\$ 245,000	\$ 136,000
6697	Brookhaven National Laboratory	Long Island STEM Hub Working Capital	ESD	Economic Development Purposes Fund	\$ 320,000	\$ 420,000	\$ 120,000
7062	Northwell Health	NSLIJ Next Generation Healthcare Workers Capital	ESD	Economic Development Purposes Fund	\$ 30,000	\$ 80,000	Terminated

APPENDIX TWO

STATUS OF ALL FUNDED CFA PROJECTS 2011 -2017

CFA	Applicant Name	Project Name	Agency	Program Name	CFA Award Amount	Total Project Cost	Funds Dispersed to Date
7441	Brookhaven National Laboratory	Smart Grid 3 Capital	ESD	Economic Development Purposes Fund	\$ 350,000	\$ 3,800,000	\$ 307,500
7750	Cornell Cooperative Extension of Suffolk County	Cornell Cooperative Extension of Suffolk County Capital	ESD	Economic Development Purposes Fund	\$ 182,900	\$ 503,341	\$ 182,900
7895	Long Island Farm Bureau Member Services	Long Island Farm Bureau Member Services Working Capital	ESD	Economic Development Purposes Fund	\$ 500,000	\$ 1,000,000	\$ 320,000
8115	Accelerate Long Island, Inc.	Accelerate Long Island Working Capital	ESD	Economic Development Purposes Fund	\$ 500,000	\$ 1,400,000	\$ 500,000
8309	New York Institute of Technology	NY Institute of Technology Capital	ESD	Economic Development Purposes Fund	\$ 400,000	\$ 1,685,000	\$ 200,000
8552	The Research Foundation for SUNY	Farmingdale State College STEM Diversity Roundtable and Ctr Working Capital	ESD	Economic Development Purposes Fund	\$ 100,000	\$ 200,000	\$ 100,000
3133	UNITED BAKING/UNCLE WALLY'S	United Baking Excelsior	ESD	Excelsior Jobs Program	\$ 1,469,419	\$ 3,900,419	Tax credit
3714	New York Label and Box Corporation	NY Label & Box Excelsior	ESD	Excelsior Jobs Program	\$ 160,400	\$ 4,472,400	Tax credit
3774	Sciegen Pharmaceuticals, Inc.	Sciegen Pharmaceuticals Excelsior	ESD	Excelsior Jobs Program	\$ 2,421,000	\$ 19,230,000	Tax credit
3856	COX & COMPANY INC	Cox & Company Excelsior	ESD	Excelsior Jobs Program	\$ 164,250	\$ 1,134,580	Tax credit
4931	WATT Fuel Cell Corp.	Watt Fuel Cell Excelsior	ESD	Excelsior Jobs Program	\$ 951,652	\$ 5,250,000	Terminated
4996	G4 Synergetics, Inc.	G4 Synergetics Excelsior	ESD	Excelsior Jobs Program	\$ 1,500,000	\$ 1,500,000	Terminated
5101	Evans and Paul, LLC	Evans and Paul Excelsior	ESD	Excelsior Jobs Program	\$ 901,942	\$ 5,850,000	Terminated
5784	J. D'ADDARIO & CO., INC.	D'Addario & Company Excelsior	ESD	Excelsior Jobs Program	\$ 1,865,118	\$ 9,000,118	Tax credit
5893	ARKWIN INDUSTRIES, INC.	Arkwin Industries Excelsior	ESD	Excelsior Jobs Program	\$ 2,212,441	\$ 2,212,441	Terminated
5943	Vision Quest Lighting	Vision Quest Lighting Excelsior	ESD	Excelsior Jobs Program	\$ 277,800	\$ 2,503,000	Terminated
6169	NORTHROP GRUMMAN	Northrop Grumman Systems Excelsior	ESD	Excelsior Jobs Program	\$ 1,100,000	\$ 1,100,000	Terminated

APPENDIX TWO

STATUS OF ALL FUNDED CFA PROJECTS 2011 -2017

CFA	Applicant Name	Project Name	Agency	Program Name	CFA Award Amount	Total Project Cost	Funds Dispersed to Date
6862	P&L Development of NY Corp.	P&L Development of NY Excelsior	ESD	Excelsior Jobs Program	\$ 3,066,000	\$ 13,200,000	Tax credit
7066	Blue Green Farms, Inc.	Blue Green Farms Excelsior	ESD	Excelsior Jobs Program	\$ 517,293	\$ 517,293	Terminated
7441	Brookhaven National Laboratory	Brookhaven National Library Excelsior	ESD	Excelsior Jobs Program	\$ 1,103,000	\$ 1,103,000	Terminated
8178	Love and Quiches, Inc.	Love & Quiches Excelsior	ESD	Excelsior Jobs Program	\$ 130,722	\$ 241,923	Terminated
8525	AVCO Industries, Inc.	AVCO Industries Excelsior	ESD	Excelsior Jobs Program	\$ 537,300	\$ 2,500,000	Terminated
9663	Graphic Image	Graphic Image Excelsior	ESD	Excelsior Jobs Program	\$ 260,000	\$ 329,000	Tax credit
10473	AUSCO, INC.	Ausco Excelsior	ESD	Excelsior Jobs Program	\$ 1,250,000	\$ 1,250,000	Terminated
2432	Heartland Associates/Heartland Town Square	Heartland Town Square/ Pilgrim State Site Capital	ESD	Regional Council Capital Fund	\$ 2,500,000	\$ 12,000,000	\$ -
4049	Town of Babylon	Wyandanch Rising	ESD	Regional Council Capital Fund	\$ 3,800,000	\$ 17,147,224	\$ 3,800,000
5322	Cold Spring Harbor Laboratory	Cold Spring Harbor Lab Capital	ESD	Regional Council Capital Fund	\$ 2,000,000	\$ 15,665,000	\$ -
5661	Canrock Ventures, LLC	Canrock Ventures Thought Box Capital	ESD	Regional Council Capital Fund	\$ 1,000,000	\$ 28,000,000	Terminated
6294	Amneal Pharmaceutical, LLC	Amneal Pharmaceutical Capital	ESD	Regional Council Capital Fund	\$ 3,000,000	\$ 117,003,024	\$ 1,500,000
6400	Incorporated Village of Hempstead	Inc'd. Village of Hempstead Capital- Phase I	ESD	Regional Council Capital Fund	\$ 5,000,000	\$ 33,734,400	\$ -
7156	Suffolk County Department of Public Works	Ronkonkoma Hub Sewage Treatment Plant	ESD	Regional Council Capital Fund	\$ 4,000,000	\$ 23,500,000	\$ -
7441	Brookhaven National Laboratory	Smart Grid 3 Capital	ESD	Regional Council Capital Fund	\$ 1,700,000	\$ 5,150,000	\$ 1,537,500
8117	STONY BROOK UNIVERSITY	Stony Brook University Capital	ESD	Regional Council Capital Fund	\$ 2,000,000	\$ 2,340,000	\$ -
18140	Incorporated Village of Hempstead	Inc'd. Village of Hempstead Capital -Phase II	ESD	Regional Council Capital Fund	\$ 1,766,446	\$ 2,000,000	\$ -
18141	HOFSTRA UNIVERSITY	ENGINE - Hofstra University Capital	ESD	Regional Council Capital Fund	\$ 1,000,000	\$ 3,991,758	\$ 1,000,000
18170	Incorporated Village of Hempstead	Inc'd. Village of Hempstead Capital - Phase III	ESD	Regional Council Capital Fund	\$ 1,467,108	\$ 1,630,120	\$ -

APPENDIX TWO

STATUS OF ALL FUNDED CFA PROJECTS 2011 -2017

CFA	Applicant Name	Project Name	Agency	Program Name	CFA Award Amount	Total Project Cost	Funds Dispersed to Date
14237	Long Island Housing Partnership	Employer Assisted Housing	HCR	Affordable Home Ownership Development Program (AHC)	\$ 1,750,000	\$ 23,622,000	\$ 1,749,600
14238	Community Housing Innovations, Inc.	Long Island Homeownership 2011	HCR	Affordable Home Ownership Development Program (AHC)	\$ 640,000	\$ 4,400,000	\$ 640,000
14239	Habitat for Humanity of Suffolk	HFHS 2011 Rehab NSP	HCR	Affordable Home Ownership Development Program (AHC)	\$ 105,000	\$ 722,395	\$ 105,000
14240	Habitat for Humanity of Suffolk	HFHS 2011 New Construction	HCR	Affordable Home Ownership Development Program (AHC)	\$ 770,000	\$ 2,420,000	\$ 410,000
3222	Concern for Independent Living, Inc.	Concern Amityville	HCR	Federal Low Income Housing Tax Credit	\$ 1,293,988	\$ 17,351,621	\$ 1,288,178
7448	New Cassel Housing, LLC	Cathedral Place	HCR	Federal Low Income Housing Tax Credit	\$ 786,743	\$ 12,054,311	\$ 786,743
7448	New Cassel Housing, LLC	Cathedral Place	HCR	Housing Trust Fund	\$ 1,370,000	\$ 12,054,311	\$ 1,370,000
14127	OYSTER BAY MAIN STREET ASSOCIATION	OYSTER BAY MAIN STREET GRANT 2011	HCR	New York Main Street	\$ 500,000	\$ 1,153,125	\$ 383,469
2019	The Huntington Lighthouse Preservation Society Inc.	Huntington Lighthouse	Parks	Historic Property Acquisition, Development and Planning	\$ 250,000	\$ 500,000	\$ 225,000
3153	The Caumsett Foundation, Inc.	Polo Stable Restoration	Parks	Historic Property Acquisition, Development and Planning	\$ 400,000	\$ 1,972,000	Terminated
7463	Planting Fields Foundation	Paving	Parks	Historic Property Acquisition, Development and Planning	\$ 114,332	\$ 228,665	\$ 114,332
2718	Town of Southold	Pipes Cove	Parks	Park Acquisition, Development and Planning	\$ 389,341	\$ 778,682	\$ 389,341
3345	Peconic Land Trust	Ships Hole Farm	Parks	Park Acquisition, Development and Planning	\$ 400,000	\$ 1,465,000	Terminated
ROUND 2							
15345	Long Island Arts Alliance, Inc.	Arts Alive LI	Arts	Art Project Grant	\$ 90,000	\$ 180,000	\$ 72,000
16873	Huntington Arts Council Inc	SparkBoom	Arts	Art Project Grant	\$ 80,000	\$ 160,000	\$ 24,000
17607	Long Island Children's Museum	Puppets Take Long Island Festival	Arts	Art Project Grant	\$ 150,000	\$ 400,000	\$ 45,000

APPENDIX TWO

STATUS OF ALL FUNDED CFA PROJECTS 2011 -2017

CFA	Applicant Name	Project Name	Agency	Program Name	CFA Award Amount	Total Project Cost	Funds Dispersed to Date
18965	East End Arts & Hum Cncl	Building Bridges: Long Island	Arts	Art Project Grant	\$ 90,000	\$ 180,000	\$ -
16686	Village of Greenport	Western Greenport Sewer Extension Engineering Study	DEC	CWSRF Engineering Planning Grant Program	\$ 23,300	\$ 29,125	\$ 23,300
18914	Village of Greenport	Eastern Greenport Sewer Extension Feasibility Study	DEC	CWSRF Engineering Planning Grant Program	\$ 25,500	\$ 31,875	\$ 25,218
8258	Shinnecock Pools, Inc.	Shinnecock Pools, Inc. - Existing Employee Training	DOL	Worker Skills Upgrading - Existing Employee Training	\$ 50,000	\$ 50,000	\$ 17,700
14823	New York Label & Box Corporation	New York Label & Box Corporation - Existing Employee Training	DOL	Worker Skills Upgrading - Existing Employee Training	\$ 50,000	\$ 50,000	\$ 41,600
15419	Curtiss-Wright Flow Control Corporation	Curtiss-Wright Flow Control Corporation - Existing Employee Training	DOL	Worker Skills Upgrading - Existing Employee Training	\$ 64,000	\$ 64,000	\$ 60,000
15495	Twinco Mfg. Co. Inc.	Twinco Mfg. Co. Inc. - Existing Employee Training	DOL	Worker Skills Upgrading - Existing Employee Training	\$ 100,000	\$ 100,000	\$ 98,330
15603	W & H Stampings, Inc.	W & H Stampings, Inc - Existing Employee Training	DOL	Worker Skills Upgrading - Existing Employee Training	\$ 49,140	\$ 49,140	\$ 44,460
15792	South Nassau Communities Hospital	South Nassau Communities Hospital - Existing Employee Training	DOL	Worker Skills Upgrading - Existing Employee Training	\$ 58,999	\$ 58,999	\$ 47,304
15823	Accurate Industrial Machining, Inc.	Accurate Industrial Machining, Inc. - Existing Employee Training	DOL	Worker Skills Upgrading - Existing Employee Training	\$ 54,000	\$ 54,000	\$ 53,910

APPENDIX TWO

STATUS OF ALL FUNDED CFA PROJECTS 2011 -2017

CFA	Applicant Name	Project Name	Agency	Program Name	CFA Award Amount	Total Project Cost	Funds Dispersed to Date
16016	Time Base Corporation dba Time Base Consoles	Time Base Corporation dba TBC Consoles - Existing Employee Training	DOL	Worker Skills Upgrading - Existing Employee Training	\$ 82,225	\$ 82,225	\$ 1,523
16095	Electronic Machine Parts, LLC	Electronic Machine Parts, LLC - Existing Employee Training	DOL	Worker Skills Upgrading - Existing Employee Training	\$ 22,425	\$ 22,425	\$ 22,425
16547	Dentsply International LLC	Dentsply International LLC - Existing Employee Training	DOL	Worker Skills Upgrading - Existing Employee Training	\$ 73,834	\$ 73,834	\$ 62,000
16812	Episcopal Health Services Inc. dba St. John's Episcopal Hospital	Episcopal Health Services Inc. dba St. John's Episcopal Hospital - Existing Employee Training	DOL	Worker Skills Upgrading - Existing Employee Training	\$ 50,000	\$ 50,000	Terminated
17240	Country Life, LLC	Country Life, LLC - Existing Employee Training	DOL	Worker Skills Upgrading - Existing Employee Training	\$ 48,500	\$ 48,500	\$ 48,500
17463	Duro Dyne Corporation	Duro Dyne Corporation - Existing Employee Training	DOL	Worker Skills Upgrading - Existing Employee Training	\$ 48,500	\$ 48,500	\$ 48,500
17720	Flagpoles, Incorporated	Flagpoles, Incorporated - Existing Employee Training	DOL	Worker Skills Upgrading - Existing Employee Training	\$ 24,000	\$ 24,000	\$ 24,000
17882	Winthrop-University Hospital Association	Winthrop-University Hospital Association - Existing Employee Training	DOL	Worker Skills Upgrading - Existing Employee Training	\$ 22,061	\$ 22,061	\$ 22,061
17925	Clever Devices Ltd.	Clever Devices Ltd. - Existing Employee Training	DOL	Worker Skills Upgrading - Existing Employee Training	\$ 93,600	\$ 93,600	\$ 93,600

APPENDIX TWO

STATUS OF ALL FUNDED CFA PROJECTS 2011 -2017

CFA	Applicant Name	Project Name	Agency	Program Name	CFA Award Amount	Total Project Cost	Funds Dispersed to Date
18495	Winthrop-University Hospital Association	Winthrop-University Hospital Association - Existing Employee Training	DOL	Worker Skills Upgrading - Existing Employee Training	\$ 77,939	\$ 77,939	\$ 38,779
19050	Air Techniques, Inc.	Air Techniques, Inc. - Existing Employee Training	DOL	Worker Skills Upgrading - Existing Employee Training	\$ 48,000	\$ 48,000	\$ 44,000
19097	Maloya Laser, Inc.	Maloya Laser, Inc. - Existing Employee Training	DOL	Worker Skills Upgrading - Existing Employee Training	\$ 99,060	\$ 99,060	\$ 70,395
19148	Nassau Candy Distributors, Inc.	Nassau Candy Distributors, Inc. - Existing Employee Training	DOL	Worker Skills Upgrading - Existing Employee Training	\$ 91,000	\$ 91,000	\$ 88,000
19228	Atlantic Industrial Technologies, Inc.	Atlantic Industrial Technologies, Inc. - Existing Employee Training	DOL	Worker Skills Upgrading - Existing Employee Training	\$ 85,357	\$ 85,357	\$ 82,634
19442	Oldcastle APG, Inc.	Oldcastle APG, Inc. - Existing Employee Training	DOL	Worker Skills Upgrading - Existing Employee Training	\$ 49,950	\$ 49,950	Terminated
19482	Catalina Instrument Corp.	Catalina Instrument Corp. - Existing Employee Training	DOL	Worker Skills Upgrading - Existing Employee Training	\$ 35,000	\$ 35,000	\$ 34,905
19813	Rolling Frito-Lay Sales, LP	Rolling Frito-Lay Sales, LP - Existing Employee Training	DOL	Worker Skills Upgrading - Existing Employee Training	\$ 100,000	\$ 100,000	Terminated
15170	Island Pro Digital Inc.	Island Pro Digital, Inc. - New Hire/OJT Training	DOL	Worker Skills Upgrading - New Hire (On-the-Job) Training	\$ 50,000	\$ 102,480	\$ 5,000
15792	South Nassau Communities Hospital	South Nassau Communities Hospital - New Hire/OJT Training	DOL	Worker Skills Upgrading - New Hire (On-the-Job) Training	\$ 40,000	\$ 40,000	Terminated

APPENDIX TWO

STATUS OF ALL FUNDED CFA PROJECTS 2011 -2017

CFA	Applicant Name	Project Name	Agency	Program Name	CFA Award Amount	Total Project Cost	Funds Dispersed to Date
16812	Episcopal Health Services Inc. dba St. John's Episcopal Hospital	Episcopal Health Services Inc. dba St. John's Episcopal Hospital - New Hire/OJT Training	DOL	Worker Skills Upgrading - New Hire (On-the-Job) Training	\$ 50,000	\$ 50,000	Terminated
17720	Flagpoles, Incorporated	Flagpoles, Incorporated - New Hire/OJT Training	DOL	Worker Skills Upgrading - New Hire (On-the-Job) Training	\$ 12,000	\$ 12,000	Terminated
18920	Community Care Companions Inc. dba Community Care Home Health Services	Community Care Companions Inc. dba Community Care Home Health Services - New Hire/OJT Training	DOL	Worker Skills Upgrading - New Hire (On-the-Job) Training	\$ 55,000	\$ 55,000	Terminated
17760	Stony Brook University	Stony Brook University - Unemployed Worker Training	DOL	Worker Skills Upgrading - Unemployed Worker Training	\$ 99,000	\$ 99,000	\$ 99,000
15244	East Hampton (T)	Accabonac Harbor Storm Water Remediation	DOS	Local Waterfront Revitalization	\$ 150,000	\$ 300,000	\$ 126,212
16007	Glen Cove (C)	Design of Water System Transmission Improvements	DOS	Local Waterfront Revitalization	\$ 165,000	\$ 330,000	\$ 144,979
16350	Port Jefferson (V)	Port Jefferson Pedestrian Trail Enhancements and Waterfront Parking Reconfiguration	DOS	Local Waterfront Revitalization	\$ 106,530	\$ 213,060	\$ 106,530
17147	Sag Harbor (V)	Construction of Havens Beach Storm Water Improvements	DOS	Local Waterfront Revitalization	\$ 146,982	\$ 293,964	\$ 146,982
17709	Greenport (V)	Economic Development Assessment	DOS	Local Waterfront Revitalization	\$ 45,000	\$ 90,000	Terminated
17800	Greenport (V)	Mitchell Park Bulkhead Feasibility Study	DOS	Local Waterfront Revitalization	\$ 92,636	\$ 185,272	\$ -
18453	Southold (T)	Southold Watershed and Sewershed Mapping	DOS	Local Waterfront Revitalization	\$ 33,955	\$ 67,910	\$ 28,558

APPENDIX TWO

STATUS OF ALL FUNDED CFA PROJECTS 2011 -2017

CFA	Applicant Name	Project Name	Agency	Program Name	CFA Award Amount	Total Project Cost	Funds Dispersed to Date
16955	Town of Brookhaven	Swan River Restoration and Trailhead	EFC	Green Innovation Grant Program	\$ 1,750,480	\$ 1,750,480	\$ 1,750,480
17321	Village of Greenport	Village of Greenport Water Quality Improvements	EFC	Green Innovation Grant Program	\$ 287,801	\$ 113,849	\$ 102,464
12740	FIL-COIL COMPANY INC	Fil-Coil Capital	ESD	Empire State Development Grant Funds	\$ 45,000	\$ 150,000	\$ -
12867	Satur Farms LLC	Satur Farms Capital	ESD	Empire State Development Grant Funds	\$ 120,000	\$ 810,550	\$ 120,000
13796	HOFSTRA UNIVERSITY	Hofstra North Shore LIJ School of Medicine Capital	ESD	Empire State Development Grant Funds	\$ 152,417	\$ 602,417	\$ 152,417
14831	JM Haley Corporation	JM Haley Capital	ESD	Empire State Development Grant Funds	\$ 200,000	\$ 1,394,746	\$ 199,131
15506	Community Development Corp. of Long Island("CDCLI")	Wincoram Commons Capital	ESD	Empire State Development Grant Funds	\$ 1,000,000	\$ 33,901,656	\$ 1,000,000
15641	Montauk Inlet Seafood, Inc.	Montauk Inlet Seafood Capital	ESD	Empire State Development Grant Funds	\$ 227,583	\$ 1,500,000	\$ 227,583
15892	Town of Babylon	Wyandanch Rising - Phase 2 Capital	ESD	Empire State Development Grant Funds	\$ 1,000,000	\$ 4,100,000	Terminated
16007	CITY OF GLEN COVE	City of Glen Cove Water Transmission System Improvements Capital	ESD	Empire State Development Grant Funds	\$ 65,000	\$ 330,000	\$ 48,750
16372	Montauk Fish Dock, Inc.	Montauk Fish Dock Capital	ESD	Empire State Development Grant Funds	\$ 120,000	\$ 560,000	\$ 90,000
16478	Quality King Distributors, Inc.	Quality King Capital	ESD	Empire State Development Grant Funds	\$ 750,000	\$ 15,500,562	\$ -
16559	Sheltair Farmingdale, LLC	Sheltair Farmingdale Capital	ESD	Empire State Development Grant Funds	\$ 365,000	\$ 6,100,000	\$ -
16850	Town of Hempstead	Town of Hempstead - Elmont Improvements Capital	ESD	Empire State Development Grant Funds	\$ 500,000	\$ 13,888,000	\$ -

APPENDIX TWO

STATUS OF ALL FUNDED CFA PROJECTS 2011 -2017

CFA	Applicant Name	Project Name	Agency	Program Name	CFA Award Amount	Total Project Cost	Funds Dispersed to Date
17211	Broad Hollow Bioscience Park, Inc.	Broad Hollow Bioscience Park Capital	ESD	Empire State Development Grant Funds	\$ 500,000	\$ 34,900,000	Terminated
17277	Ronk Hub, LLC	Ronkonkoma Hub Capital I	ESD	Empire State Development Grant Funds	\$ 500,000	\$ 5,213,000	\$ -
17354	Nassau County Police Department Foundation	NCPF Training Facility Capital	ESD	Empire State Development Grant Funds	\$ 1,000,000	\$ 40,000,000	Terminated
17455	Brookhaven Terminal Operations, LLC	Brookhaven Terminal Operations Capital	ESD	Empire State Development Grant Funds	\$ 500,000	\$ 80,000,000	\$ -
17515	Molloy College	Molloy College - Center for Nursing Excellence Capital	ESD	Empire State Development Grant Funds	\$ 250,000	\$ 24,890,376	\$ -
17885	Winthrop University Hospital	Winthrop Research Institute Capital	ESD	Empire State Development Grant Funds	\$ 1,000,000	\$ 107,700,000	\$ -
18509	New York Institute of Technology	New York Insitute of Technology STEM Capital	ESD	Empire State Development Grant Funds	\$ 250,000	\$ 1,550,000	\$ -
18527	STONY BROOK UNIVERSITY	Stony Brook University-Center for Biomedicine Capital	ESD	Empire State Development Grant Funds	\$ 500,000	\$ 45,000,000	\$ -
18823	The Research Foundation for SUNY	Farmingdale State College Capital	ESD	Empire State Development Grant Funds	\$ 250,000	\$ 1,550,000	\$ -
19075	Town of Islip	Town of Islip Capital	ESD	Empire State Development Grant Funds	\$ 500,000	\$ 23,550,000	Terminated
19201	H. F. Corwin and Sons Inc.	H. F. Corwin and Sons Capital	ESD	Empire State Development Grant Funds	\$ 250,000	\$ 2,661,628	\$ 125,000
19867	Nassau County	Nassau County HUB Capital	ESD	Empire State Development Grant Funds	\$ 500,000	\$ 2,500,000	\$ -
24677	Ronk Hub, LLC	Ronkonkoma Hub Capital II	ESD	Empire State Development Grant Funds	\$ 550,000	\$ 5,213,000	\$ -
14289	Suffolk Industrial Recovery Corp.	PK Metals E-waste Expansion Project - EIP	ESD	Environmental Investment Program - Capital	\$ 200,000	\$ 899,107	\$ -
10765	The Hain Celestial Group, Inc.	The Hain Celestial Group Excelsior	ESD	Excelsior Jobs Program	\$ 4,500,000	\$ 10,000,000	Tax credit

APPENDIX TWO

STATUS OF ALL FUNDED CFA PROJECTS 2011 -2017

CFA	Applicant Name	Project Name	Agency	Program Name	CFA Award Amount	Total Project Cost	Funds Dispersed to Date
12061	ABEL & SCHAFFER, INC.	Abel and Schafer Excelsior	ESD	Excelsior Jobs Program	\$ 200,000	\$ 2,950,000	Tax credit
12509	Gemini Fund Services, LLC	Gemini Fund Services Excelsior	ESD	Excelsior Jobs Program	\$ 750,000	\$ 750,000	Tax credit
12512	GSE DYNAMICS, INC.	GSE Dynamics Capital	ESD	Empire State Development Grant Funds	\$ 250,000	\$ 1,752,608	\$ 250,000
12732	Framerica Corp.	Framerica Excelsior	ESD	Excelsior Jobs Program	\$ 605,300	\$ 2,350,000	Tax credit
13040	Healthplex, Inc.	Healthplex Excelsior	ESD	Excelsior Jobs Program	\$ 1,200,000	\$ 1,290,000	Tax credit
13201	Photonics Industries International, Inc.	Photonics Industries International Excelsior	ESD	Excelsior Jobs Program	\$ 500,000	\$ 8,250,000	Tax credit
14899	AJES Pharmaceuticals, LLC	AJES Pharmaceuticals Excelsior	ESD	Excelsior Jobs Program	\$ 250,000	\$ 3,050,000	Tax credit
16802	Applied DNA Sciences, Inc.	Applied DNA Sciences Excelsior	ESD	Excelsior Jobs Program	\$ 229,957	\$ 1,066,000	Tax credit
17479	WHITSONS FOOD SERVICE	Whitsons Food Services Excelsior	ESD	Excelsior Jobs Program	\$ 3,567,029	\$ 3,368,438	Terminated
17537	Mirimus, Inc.	Mirimus Excelsior	ESD	Excelsior Jobs Program	\$ 350,000	\$ 3,323,500	Tax credit
17735	WENNER BREAD PRODUCTS, INC	Wenner Bread Excelsior	ESD	Excelsior Jobs Program	\$ 1,410,264	\$ 8,100,000	Terminated
17833	Giant II NewCo	Kedrion Biopharma Capital	ESD	Excelsior Jobs Program	\$ 3,332,097	\$ 30,000,000	Tax credit
18744	mindSHIFT Technologies, Inc.	Mindshift Technologies Excelsior RC2	ESD	Excelsior Jobs Program	\$ 1,000,000	\$ 1,000,000	Terminated
19322	Perfumania Holdings, Inc.	Perfumania Excelsior	ESD	Excelsior Jobs Program	\$ 2,200,000	\$ 14,500,000	Tax credit
19584	Alliant Techsystems, Inc. d/b/a ATK/GASL	Alliant Techsystems Excelsior	ESD	Excelsior Jobs Program	\$ 500,000	\$ 500,000	Terminated
14720	East End Tourism Alliance	Discover Long Island's East End	ESD	Regional Tourism Marketing Grant Initiative (I LOVE NY Fund)	\$ 335,000	\$ 470,000	\$ 335,000
15345	Long Island Arts Alliance, Inc.	Arts Alive LI	ESD	Regional Tourism Marketing Grant Initiative (I LOVE NY Fund)	\$ 110,000	\$ 315,040	\$ 110,000

APPENDIX TWO

STATUS OF ALL FUNDED CFA PROJECTS 2011 -2017

CFA	Applicant Name	Project Name	Agency	Program Name	CFA Award Amount	Total Project Cost	Funds Dispersed to Date
15882	Patchogue Business Improvement Management Association, Inc.	Village of Patchogue 2012 NYMS Program	HCR	HCR - New York Main Street (NYMS)	\$ 250,000	\$ 324,167	\$ 244,632
17327	Town of Riverhead	Downtown Riverhead Artist Housing 2012	HCR	HCR - New York Main Street (NYMS)	\$ 250,000	\$ 3,598,750	\$ 250,000
19938	United Way of Long Island	Green Building Training	NYSERDA	NYSERDA - Regional Economic Development and GHG Reduction Program	\$ 250,000	\$ 344,750	\$ 250,000
12461	Town of North Hempstead	Cleaner Greener Communities Phase I: Regional Sustainability Planning Grants	NYSERDA 3	Cleaner, Greener Communities Regional Sustainability Planning Program (Long Island, Mohawk Valley, and Finger Lakes ONLY)	\$ 800,000	\$ 830,000	\$ 800,000
18379	Town of Huntington	Gateway Park Improvement at 12 Academy Place Huntington Station	Parks	Heritage Areas System Acquisition, Development and Planning	\$ 370,000	\$ 740,000	\$ -
18659	North Shore Land Alliance	DeForest Williams Preserve Acquisition	Parks	Heritage Areas System Acquisition, Development and Planning	\$ 500,000	\$ 8,500,000	\$ 298,325
14359	The Caumsett Foundation, Inc.	Walled Garden Restoration	Parks	Historic Property Acquisiton, Development and Planning	\$ 300,000	\$ 842,750	\$ 300,000
17414	Friends of Connetquot, Inc.	Mill and Hatchery	Parks	Historic Property Acquisiton, Development and Planning	\$ 150,000	\$ 603,130	\$ 343,000
17619	Thomas Moran Trust, Inc.	Thomas Moran Studio House Restoration	Parks	Historic Property Acquisiton, Development and Planning	\$ 477,500	\$ 955,000	\$ -
14275	Inc. Village of Rockville Centre	RVC Parks 2012	Parks	Park Acquisition, Development and Planning	\$ 500,000	\$ 2,000,000	\$ 396,793
16955	Town of Brookhaven	536 East Main St	Parks	Park Acquisition, Development and Planning	\$ 400,000	\$ 2,909,452	\$ 100,000
19136	Softheon, Inc.	Softheon Excelsior	ESD	Excelsior Jobs Program	\$ 325,050	\$ 325,050	\$ -
ROUND 3							

APPENDIX TWO

STATUS OF ALL FUNDED CFA PROJECTS 2011 -2017

CFA	Applicant Name	Project Name	Agency	Program Name	CFA Award Amount	Total Project Cost	Funds Dispersed to Date
27940	Byrd Hoffman Watermill Foundation	Arts Program Development	Arts	Arts, Culture & Heritage Project Grant	\$ 100,000	\$ 200,000	\$ 100,000
28597	East End Arts Humanities Council Inc	Winterfest Expansion Project	Arts	Arts, Culture & Heritage Project Grant	\$ 99,408	\$ 668,571	\$ 99,408
31225	Long Island Traditions	Maritime Traditions Program	Arts	Arts, Culture & Heritage Project Grant	\$ 50,000	\$ 105,000	\$ 50,000
31838	Huntington Arts Council, Inc.	SparkBoom	Arts	Arts, Culture & Heritage Project Grant	\$ 74,000	\$ 212,000	\$ 74,000
32473	Suffolk County Office of Film and Cultural Affairs	Wyandanch Rising STEaM Center	Arts	Arts, Culture & Heritage Project Grant	\$ 100,000	\$ 110,000	\$ 30,000
31601	Plaza MAC, Inc.	Digital Projection System	Arts	Digital Film Projector Conversion Program	\$ 25,500	\$ 51,000	\$ 25,500
25793	Powertech Controls Company, Inc.	ISO Quality Management System and Lean Manufacturing Training	DOL	Existing Employee Training Program	\$ 50,400	\$ 2,932,098	\$ 50,125
27290	Betatronix, LLC	Lean Manufacturing Training	DOL	Existing Employee Training Program	\$ 77,000	\$ 139,229	\$ 77,000
27366	Crosstex International, Inc.	Lean and Advanced Manufacturing Training	DOL	Existing Employee Training Program	\$ 50,600	\$ 91,466	\$ 50,600
28222	South Nassau Communities Hospital	Medical Operations Skills Training	DOL	Existing Employee Training Program	\$ 99,897	\$ 104,273	\$ 77,801
29773	SPX Precision Components LLC	Advanced Lean Manufacturing Training	DOL	Existing Employee Training Program	\$ 48,500	\$ 48,500	\$ 27,500
29841	Bio-Botanica, Inc.	Advanced Lean Manufacturing Training	DOL	Existing Employee Training Program	\$ 48,500	\$ 48,500	\$ 48,500
29927	American Racing Headers & Exhaust, Inc.	Manufacturing Transformation Training	DOL	Existing Employee Training Program	\$ 100,000	\$ 267,302	\$ 100,000

APPENDIX TWO

STATUS OF ALL FUNDED CFA PROJECTS 2011 -2017

CFA	Applicant Name	Project Name	Agency	Program Name	CFA Award Amount	Total Project Cost	Funds Dispersed to Date
30088	Data Device Corporation	Lean Manufacturing and Process Improvement Training	DOL	Existing Employee Training Program	\$ 99,350	\$ 2,422,780	\$ 90,900
30218	Ultra Motion LLC	Advanced Manufacturing Skills Training	DOL	Existing Employee Training Program	\$ 30,000	\$ 56,218	\$ 4,846
30301	Telephonics Corporation	Process Improvement and Lean Manufacturing Training	DOL	Existing Employee Training Program	\$ 90,725	\$ 238,448	\$ 76,325
30351	Dayton T. Brown, Inc.	Project Planning and Control Training	DOL	Existing Employee Training Program	\$ 100,000	\$ 338,155	\$ 100,000
30410	Amneal Pharmaceuticals LLC	Operational Skills Training	DOL	Existing Employee Training Program	\$ 86,700	\$ 398,958	\$ 80,300
30724	American Pride Fasteners, LLC	Operational Skills Training	DOL	Existing Employee Training Program	\$ 79,490	\$ 179,036	\$ 20,590
30952	John T. Mather Memorial Hospital of Port Jefferson, New York, Inc.	Information Technology and Medical Coding Training	DOL	Existing Employee Training Program	\$ 53,604	\$ 53,604	\$ 52,541
31328	Cubitek, Inc.	AS9100 Quality Management System Training	DOL	Existing Employee Training Program	\$ 29,100	\$ 70,450	\$ 29,100
31342	Johnson & Hoffman, LLC	Operations and Software Training	DOL	Existing Employee Training Program	\$ 42,900	\$ 92,694	\$ 8,580
31580	GKN Aerospace Monitor, Inc.	Operations and Software Training	DOL	Existing Employee Training Program	\$ 75,000	\$ 75,000	\$ 73,400
32254	Peck & Hale, L.L.C.	ISO 9001 Quality Management Systems Training	DOL	Existing Employee Training Program	\$ 29,100	\$ 79,688	\$ 29,100
26163	Chembio Diagnostic Systems Inc.	Lean Manufacturing and Operations Training	DOL	New Hire (On-the-Job) Training	\$ 100,000	\$ 11,300,000	Terminated
27178	Energy Efficient Solutions Inc.	CNC Machine and Operations Training	DOL	New Hire (On-the-Job) Training	\$ 61,500	\$ 5,282,700	Terminated
29102	B & R Industries Inc.	CNC Machine and Operations Training	DOL	New Hire (On-the-Job) Training	\$ 15,000	\$ 270,632	Terminated

APPENDIX TWO

STATUS OF ALL FUNDED CFA PROJECTS 2011 -2017

CFA	Applicant Name	Project Name	Agency	Program Name	CFA Award Amount	Total Project Cost	Funds Dispersed to Date
30065	Precare Corp. dba Premier Care Industries	Operational Skills Training	DOL	New Hire (On-the-Job) Training	\$ 61,572	\$ 8,462,337	Terminated
30230	AL Energy Solutions LED LLC	Metal Fabrication and Software Training	DOL	New Hire (On-the-Job) Training	\$ 89,775	\$ 7,770,000	Terminated
31430	LIT Labs Inc. dba Long Island Testing Laboratories, Inc.	Non-Destructive Testing Training	DOL	New Hire (On-the-Job) Training	\$ 15,000	\$ 1,500,725	Terminated
31432	Cable Management Solutions, Inc. dba Snake Tray	Process Improvement and Operations Training	DOL	New Hire (On-the-Job) Training	\$ 50,000	\$ 6,735,400	Terminated
31434	Javin Machine Corp.	Lean Manufacturing and ISO Quality Management Training	DOL	New Hire (On-the-Job) Training	\$ 42,810	\$ 1,769,024	Terminated
31459	MPI Consulting Incorporated dba Wal Machine	Operations and Quality Management Training	DOL	New Hire (On-the-Job) Training	\$ 69,300	\$ 4,823,300	Terminated
30710	Stony Brook University	Operational Skills Training	DOL	Unemployed Worker Training	\$ 95,200	\$ 95,200	\$ 95,200
28672	Economic Opportunity Council of Suffolk, Inc.	Wyandanch Weed and Seed	DOS	Community Services Block Grant	\$ 90,122	\$ 112,653	\$ 71,419
28686	Nassau County	Municipal Cooperative Procurement Program	DOS	Local Government Efficiency Program	\$ 317,700	\$ 480,000	\$ 285,930
29515	Town of North Hempstead	Increased Efficiencies in Home Health Care and Senior Services	DOS	Local Government Efficiency Program	\$ 58,000	\$ 65,000	\$ 58,000
31258	Suffolk County	Operational Consolidation of 22 Sewer Districts	DOS	Local Government Efficiency Program	\$ 25,000	\$ 30,000	\$ -
27881	East Hampton (T)	Town of East Hampton Commercial Fishing Docks Infrastructure Project	DOS	Local Waterfront Revitalization Program	\$ 253,641	\$ 507,282	\$ 253,641

APPENDIX TWO

STATUS OF ALL FUNDED CFA PROJECTS 2011 -2017

CFA	Applicant Name	Project Name	Agency	Program Name	CFA Award Amount	Total Project Cost	Funds Dispersed to Date
28007	Smithtown (T)	Town of Smithtown Local Waterfront Revitalization Program Update	DOS	Local Waterfront Revitalization Program	\$ 30,000	\$ 60,000	\$ 7,350
29511	North Hempstead (T)	Town of North Hempstead Waterfront Revitalization Plan	DOS	Local Waterfront Revitalization Program	\$ 125,000	\$ 250,000	Terminated
32090	Southampton (T)	Design of Peconic River Pedestrian Bridge	DOS	Local Waterfront Revitalization Program	\$ 85,875	\$ 171,750	\$ 84,543
32550	Long Beach (C)	Creating Resilience: A Planning Initiative	DOS	Local Waterfront Revitalization Program	\$ 75,000	\$ 150,000	\$ 66,677
29540	NYS Office of Park and Recreation and Historic Pre	Green Infrastructure Retrofit (Planting Fields Arboretum)	EFC	Green Innovation Grant Program	\$ 800,000	\$ 1,000,000	\$ 800,000
30080	Suffolk County Community College	Campus Stormwater Initiative	EFC	Green Innovation Grant Program	\$ 393,043	\$ 383,350	\$ 339,678
23953	Heckscher Museum of Art SIP	Heckscher Museum Capital	ESD	Empire State Development Grant Funds	\$ 800,000	\$ 24,191,942	\$ -
24626	AMETEK HUGHES TREITLER	Ametek Hughes-Treitler Capital	ESD	Empire State Development Grant Funds	\$ 160,000	\$ 1,600,000	\$ -
26392	Town of Babylon	Wyandanch Rising Phase 3 Capital	ESD	Empire State Development Grant Funds	\$ 1,000,000	\$ 17,147,224	\$ 1,000,000
26616	L and G Fisheries LLC	L and G Fisheries LLC	ESD	Empire State Development Grant Funds	\$ 105,000	\$ 504,000	\$ -
26728	School-Business Partnership of Long IIsand, Inc.	LI Robotics Program Capital	ESD	Empire State Development Grant Funds	\$ 100,000	\$ 228,600	Terminated
27121	Cor J. Seafood Enterprise, Inc.	Cor J. Seafood Enterprise Capital	ESD	Empire State Development Grant Funds	\$ 94,600	\$ 473,000	\$ -
27180	GSE DYNAMICS, INC.	GSE Dynamics ADDAPT Capital	ESD	Empire State Development Grant Funds	\$ 200,000	\$ 1,040,000	\$ 200,000
27195	TOWN OF RIVERHEAD	Town of Riverhead - EPCAL Capital	ESD	Empire State Development Grant Funds	\$ 1,340,000	\$ 6,700,000	\$ -

APPENDIX TWO

STATUS OF ALL FUNDED CFA PROJECTS 2011 -2017

CFA	Applicant Name	Project Name	Agency	Program Name	CFA Award Amount	Total Project Cost	Funds Dispersed to Date
27289	PECONIC LANDING	Peconic Landing Special Needs and Rehabilitation Center Capital	ESD	Empire State Development Grant Funds	\$ 800,000	\$ 22,000,000	\$ 800,000
27389	Altitude Express, Inc.	SkyDive Long Island Capital	ESD	Empire State Development Grant Funds	\$ 250,000	\$ 4,266,748	Terminated
27601	HOFSTRA UNIVERSITY	Hofstra University Labs Capital II	ESD	Empire State Development Grant Funds	\$ 1,000,000	\$ 4,000,000	\$ 1,000,000
28332	Rose Breslin Associates, LLC	Rose Breslin Capital	ESD	Empire State Development Grant Funds	\$ 1,500,000	\$ 51,486,000	\$ 750,000
28391	Maloya Laser, Inc.	Mayola Laser Capital	ESD	Empire State Development Grant Funds	\$ 150,000	\$ 1,553,000	Terminated
28451	STONY BROOK UNIVERSITY	Stony Brook University High Performance Computing Capital	ESD	Empire State Development Grant Funds	\$ 1,000,000	\$ 5,000,000	\$ -
28560	ST. JOSEPH'S COLLEGE NY	St. Josephs College HTM Capital	ESD	Empire State Development Grant Funds	\$ 611,000	\$ 3,015,530	\$ -
28594	Stony Brook University	Stony Brook University Small Business Development Center Capital	ESD	Empire State Development Grant Funds	\$ 1,500,000	\$ 6,500,000	\$ 150,000
28600	STONY BROOK UNIVERSITY	Innovation and Discovery Facility Capital	ESD	Empire State Development Grant Funds	\$ 2,000,000	\$ 60,000,000	\$ -
29041	CITY OF GLEN COVE	Glen Cove Waterfront Connector Capital	ESD	Empire State Development Grant Funds	\$ 2,500,000	\$ 18,720,000	\$ -
29409	HOFSTRA UNIVERSITY	Hofstra University Labs Capital I	ESD	Empire State Development Grant Funds	\$ 1,000,000	\$ 4,000,000	\$ 1,000,000
29534	Cold Spring Harbor Laboratory	Therapeutics Discovery Center Capital	ESD	Empire State Development Grant Funds	\$ 2,000,000	\$ 25,010,000	\$ -
29658	AIR TECHNIQUES INC.	Air Techniques Capital	ESD	Empire State Development Grant Funds	\$ 39,025	\$ 195,127	Terminated
30748	RXR Glen Cove Village Square Owner, LLC	Glen Cove Piazza Capital	ESD	Empire State Development Grant Funds	\$ 1,000,000	\$ 51,750,000	\$ -

APPENDIX TWO

STATUS OF ALL FUNDED CFA PROJECTS 2011 -2017

CFA	Applicant Name	Project Name	Agency	Program Name	CFA Award Amount	Total Project Cost	Funds Dispersed to Date
30809	Suffolk County Department of Public Works	Suffolk County Kings Park Sewers Capital	ESD	Empire State Development Grant Funds	\$ 1,000,000	\$ 20,600,000	\$ -
30882	EBDK Research at Calverton LLC	EBDK Research at Calverton LLC	ESD	Empire State Development Grant Funds	\$ 1,000,000	\$ 15,028,072	\$ -
30903	Martin Sidor Farms, Inc.	Martin Sidor Capital	ESD	Empire State Development Grant Funds	\$ 50,000	\$ 478,000	Terminated
30982	Browder's Birds, LLC	Browder's Birds Capital	ESD	Empire State Development Grant Funds	\$ 61,375	\$ 287,100	\$ 30,687
31123	Long Island Compost Corp.	LI Compost Anaerobic Digester Capital	ESD	Empire State Development Grant Funds	\$ 400,000	\$ 40,000,000	\$ -
31430	Long Island Testing Laboratories, Inc.	Long Island Testing Laboratories Capital	ESD	Empire State Development Grant Funds	\$ 150,000	\$ 1,415,000	\$ -
31820	STONY BROOK UNIVERSITY	LI High Tech Incubator	ESD	Empire State Development Grant Funds	\$ 100,000	\$ 159,050	Terminated
32035	Town of Babylon	East Farmingdale Downtown Center Planning Capital	ESD	Empire State Development Grant Funds	\$ 500,000	\$ 1,145,000	\$ -
32378	Nassau County	Nassau County HUB Plan Capital	ESD	Empire State Development Grant Funds	\$ 500,000	\$ 2,500,000	\$ -
32484	Brookhaven National Laboratory	BNL Solar R&D Center Capital	ESD	Empire State Development Grant Funds	\$ 1,000,000	\$ 2,217,900	\$ -
32557	TNS Aerospace, Inc.	TNS Aerospace Capital	ESD	Empire State Development Grant Funds	\$ 200,000	\$ 5,000,000	Terminated
31820	Stony Brook University	LI High Tech Incubator	ESD	ESD - Strategic Planning and Feasibility Studies	\$ 100,000	\$ 159,050	Terminated
26728	LI Robotics Programs: Transforming STEM into Tomorrow's Workforce	SchoolBusiness Partnerships of LI Inc	ESD	ESD Technical Assistance and Training Grants Opportunity Agenda Projects	\$ 100,000	\$ 228,600	Terminated
30155	Suffolk County Community College	Wyandanch Opportunity Agenda Working Capital	ESD	ESD Technical Assistance and Training Grants Opportunity Agenda Projects	\$ 22,500	\$ 25,000	\$ 21,478

APPENDIX TWO

STATUS OF ALL FUNDED CFA PROJECTS 2011 -2017

CFA	Applicant Name	Project Name	Agency	Program Name	CFA Award Amount	Total Project Cost	Funds Dispersed to Date
30804	Suffolk County Community College	Suffolk County Community College Working Capital	ESD	ESD Technical Assistance and Training Grants Opportunity Agenda Projects	\$ 32,500	\$ 27,669	\$ 24,903
31820	LONG ISLAND HIGH TECHNOLOGY INCUBATOR, INC.	Stony Brook University Wyandanch Working Capital	ESD	ESD Technical Assistance and Training Grants Opportunity Agenda Projects	\$ 45,000	\$ 49,500	\$ 44,859
25548	Pool Cover Corp.	Pool Cover Corp Excelsior	ESD	Excelsior Jobs Program	\$ 903,888	\$ 2,600,000	Terminated
25793	Powertech Controls Company, Inc.	PTC Progress Excelsior	ESD	Excelsior Jobs Program	\$ 267,638	\$ 2,850,000	Tax credit
26163	Chembio Diagnostic Systems, Inc.	Chembio Diagnostic Systems, Inc	ESD	Excelsior Jobs Program	\$ 610,416	\$ 1,261,000	Tax credit
26170	Visual Citi, Inc.	Visual Citi Excelsior	ESD	Excelsior Jobs Program	\$ 200,000	\$ 8,840,000	Tax credit
26227	AFCO	AFCO Systems/ Ultimate Precision Metal Products Excelsior	ESD	Excelsior Jobs Program	\$ 200,000	\$ 200,000	Terminated
27178	Energy Efficient Solutions	Energy Efficient Solutions Excelsior	ESD	Excelsior Jobs Program	\$ 300,000	\$ 5,282,700	Tax credit
29212	Supreme Screw Products, Inc.	Supreme Screw Products Excelsior	ESD	Excelsior Jobs Program	\$ 600,000	\$ 6,715,000	Tax credit
29734	US Nonwovens Corporation	US Non Wovens Excelsior	ESD	Excelsior Jobs Program	\$ 2,000,000	\$ 2,300,000	Tax credit
30065	Precare Corporation d/b/a Premier Care Industries	Precare Corporation	ESD	Excelsior Jobs Program	\$ 300,000	\$ 1,800,000	Tax credit
30180	C&S WHOLESALE GROCERS INC	C&S Wholesale Grocers Excelsior	ESD	Excelsior Jobs Program	\$ 3,600,000	\$ 130,000,000	Tax credit
30230	AL Energy Solutions LED LLC	AL Energy Solutions LED LLC	ESD	Excelsior Jobs Program	\$ 1,143,500	\$ 7,770,000	Tax credit
31299	LANCO CORP	Lanco Excelsior	ESD	Excelsior Jobs Program	\$ 1,000,000	\$ 1,000,000	Terminated
31432	Cable Management Solutions, Inc.	Cable Management Solutions Capital	ESD	Excelsior Jobs Program	\$ 394,944	\$ 6,120,000	Terminated
31434	Javin Machine, Inc.	Javin Machine Excelsior	ESD	Excelsior Jobs Program	\$ 200,000	\$ 1,574,500	Terminated
31459	MPI Consulting Inc	MPI Consulting Inc.	ESD	Excelsior Jobs Program	\$ 212,784	\$ 4,585,000	Terminated

APPENDIX TWO

STATUS OF ALL FUNDED CFA PROJECTS 2011 -2017

CFA	Applicant Name	Project Name	Agency	Program Name	CFA Award Amount	Total Project Cost	Funds Dispersed to Date
31547	NASTRA AUTOMOTIVE INDUSTRIES	Nastra Automotive Industries Excelsior	ESD	Excelsior Jobs Program	\$ 100,000	\$ 100,001	Terminated
28560	ST. JOSEPH'S COLLEGE NY	St. Joseph's College HTM Prog. LI Tourism Working Capital	ESD	Market New York	\$ 197,551	\$ 7,509,987	\$ 176,363
28597	East End Arts and Humanities Council, Inc.	Long Island Winterfest Working Capital	ESD	Market New York	\$ 162,000	\$ 668,571	\$ 159,994
29716	Long Island Arts Alliance, Inc.	Arts Alive LI 2014- Working Capital	ESD	Market New York	\$ 150,000	\$ 349,950	\$ 150,000
30013	LONG ISLAND WINE COUNCIL	Access East End Working Capital	ESD	Market New York	\$ 285,000	\$ 385,000	\$ 277,604
28702	Stony Brook University	Stony Brook University Business Incubator	ESD	New York State Business Incubator and Innovation Hot Spot Support Program	\$ 125,000		\$ -
32345	Wyandanch Community Development Corporation	WCDC Affordable Housing	HCR	HCR - Urban Initiatives (UI)	\$ 150,000	\$ 340,000	\$ 150,000
27587	Stony Brook University	Health Careers Academic Readiness and Excellence	HESC	College Access Challenge Grant	\$ 50,000	\$ 168,754	\$ 48,367
32035	Town of Babylon	The Town of Babylon Form Based Code Adoption	NYSERDA	Cleaner Greener Communities (CGC), Phase II Implementation Grants, Category 2: Comprehensive Planning	\$ 200,000	\$ 11,450,000	\$ 108,023
32550	City of Long Beach	Comprehensive Plan (CP) Update	NYSERDA	Cleaner Greener Communities (CGC), Phase II Implementation Grants, Category 2: Comprehensive Planning	\$ 187,500	\$ 400,000	\$ 124,453

APPENDIX TWO

STATUS OF ALL FUNDED CFA PROJECTS 2011 -2017

CFA	Applicant Name	Project Name	Agency	Program Name	CFA Award Amount	Total Project Cost	Funds Dispersed to Date
28998	Suffolk County Economic Development Planning	Connect Long Island Bus Rapid Transit	NYSERDA	Cleaner Greener Communities (CGC), Phase II Implementation Grants, Category 3: Sustainability Projects	\$ 1,500,000	\$ 6,993,600	\$ 111,621
29510	Town of North Hempstead	North Hempstead Alternative Fuel Network	NYSERDA	Cleaner Greener Communities (CGC), Phase II Implementation Grants, Category 3: Sustainability Projects	\$ 1,000,000	\$ 1,775,000	Terminated
31123	American Organic Energy, LLC	Long Island Compost Anaerobic Digester In Yaphank	NYSERDA	Cleaner Greener Communities (CGC), Phase II Implementation Grants, Category 3: Sustainability Projects	\$ 1,350,000	\$ 40,000,000	\$ 808,607
31134	Islip Resource Recovery Agency	CNG Stations For Refuse Trucks On Long Island	NYSERDA	Cleaner Greener Communities (CGC), Phase II Implementation Grants, Category 3: Sustainability Projects	\$ 1,000,000	\$ 2,600,000	\$ 400,000
29668	United Way of Long Island, Inc.	United Way of Long Island SNAP Opportunities Program	OTDA	SNAP Opportunities	\$ 300,000	\$ 600,000	\$ 366,228
26873	Cherry Grove Community Association Inc	Cherry Grove Community Center and Theatre Renovation	Parks	Historic Property Acquisition, Development and Planning	\$ 334,863	\$ 712,070	\$ 334,863
30919	Planting Fields Foundation	Camellia House Restoration	Parks	Historic Property Acquisition, Development and Planning	\$ 250,000	\$ 514,475	\$ 250,000
27578	Town of Southampton	Planning for Good Ground Park	Parks	Park Acquisition, Development and Planning	\$ 128,519	\$ 257,037	\$ 128,519
29014	Incorporated Village of Freeport	Waterfront Park Bulkhead Replacement	Parks	Park Acquisition, Development and Planning	\$ 250,000	\$ 976,475	\$ 250,000
31494	Nassau County	Long Island Park & Preserve Access Improvement Project	Parks	Recreational Trails Program	\$ 200,000	\$ 8,830,000	\$ 7,260
ROUND 4							
41131	Southampton Cultural Center	Riser Purchase	Arts	Artistic Program Capital Equipment - Round 4	\$ 34,700	\$ 34,704	\$ 17,350

APPENDIX TWO

STATUS OF ALL FUNDED CFA PROJECTS 2011 -2017

CFA	Applicant Name	Project Name	Agency	Program Name	CFA Award Amount	Total Project Cost	Funds Dispersed to Date
40420	East End Arts & Humanities Council	Winterfest 2015	Arts	Arts, Culture & Heritage Project Grant - Round 4	\$ 59,300	\$ 98,780	\$ 59,300
40730	Long Island Traditions	Changing Tides Exhibits and Tours	Arts	Arts, Culture & Heritage Project Grant - Round 4	\$ 39,000	\$ 148,600	\$ 39,000
42136	Parrish Art Museum	Andreas Gursky Exhibition Parrish Art Museum	Arts	Arts, Culture & Heritage Project Grant - Round 4	\$ 76,000	\$ 476,043	\$ 76,000
40382	Herstory Writers Workshop, Inc.	Strengthen Program Development & Partnerships	Arts	Workforce Investment Program - Round 4	\$ 49,500	\$ 120,000	\$ 49,500
38635	South Nassau Communities Hospital	Medical Coding and Technical Training	DOL	Existing Employee Training Program	\$ 99,601	\$ 368,506	\$ 93,352
38966	Synergy Resources, Inc.	Management and Operations Training	DOL	Existing Employee Training Program	\$ 64,350	\$ 206,660	\$ 38,100
39164	American Racing Headers & Exhaust, Inc.	Advanced Manufacturing Training	DOL	Existing Employee Training Program	\$ 64,000	\$ 1,266,326	\$ 64,000
39537	Air Industries Group, Inc.	Lean Manufacturing and Operations Training	DOL	Existing Employee Training Program	\$ 99,670	\$ 264,270	\$ 67,213
39751	Sulzer Metco (US) Inc.	Lean Manufacturing and Management Training	DOL	Existing Employee Training Program	\$ 100,000	\$ 15,377,094	Terminated
40005	Magellan Aerospace, New York, Inc.	Advanced Aerospace Manufacturing Training	DOL	Existing Employee Training Program	\$ 100,000	\$ 479,398	Terminated
40030	Posimech Inc.	Lean Manufacturing Training	DOL	Existing Employee Training Program	\$ 58,000	\$ 790,482	\$ 58,000
40099	Applied DNA Sciences, Inc.	Project Management and Lean Training	DOL	Existing Employee Training Program	\$ 84,815	\$ 243,555	\$ 44,502
40408	Luitpold Pharmaceuticals, Inc.	Lean Operations Training	DOL	Existing Employee Training Program	\$ 91,800	\$ 303,441	\$ 91,800
40561	Frank Lowe Rubber & Gasket Co., Inc.	Lean Transformation Training	DOL	Existing Employee Training Program	\$ 50,000	\$ 1,403,860	\$ 47,500

APPENDIX TWO

STATUS OF ALL FUNDED CFA PROJECTS 2011 -2017

CFA	Applicant Name	Project Name	Agency	Program Name	CFA Award Amount	Total Project Cost	Funds Dispersed to Date
40810	Country Life, LLC	Supply Chain Management and Resource Planning Training	DOL	Existing Employee Training Program	\$ 48,000	\$ 48,000	\$ 48,000
40852	C & H Machining Inc.	AS9100 Quality Management System and Lean Training	DOL	Existing Employee Training Program	\$ 43,176	\$ 70,814	\$ 42,976
41100	Intelligent Product Solutions Inc.	Project Management and Process Improvement Training	DOL	Existing Employee Training Program	\$ 43,200	\$ 109,817	\$ 13,390
41323	American Pride Fasteners, LLC	Advanced Manufacturing Training	DOL	Existing Employee Training Program	\$ 80,000	\$ 920,258	Terminated
41516	LiRo Engineers, Inc.	Field Testing and Inspection Training	DOL	Existing Employee Training Program	\$ 28,150	\$ 28,150	\$ 9,578
42266	Chembio Diagnostic Systems Inc.	Lean Operations and Management Training	DOL	Existing Employee Training Program	\$ 100,000	\$ 283,974	\$ 41,537
42431	Precipart Corporation	Soldering and Customer Service Training	DOL	Existing Employee Training Program	\$ 17,625	\$ 59,205	Terminated
42450	Medical Depot, Inc.	Management, Communications and Software Training	DOL	Existing Employee Training Program	\$ 90,000	\$ 231,389	\$ 90,000
42676	Orbit International Corp.	AS9100C Quality Management Systems Training	DOL	Existing Employee Training Program	\$ 100,000	\$ 105,210	\$ 99,459
42907	E B Industries, LLC	Lean Operations, Quality and Management Training	DOL	Existing Employee Training Program	\$ 51,267	\$ 161,710	Terminated
42950	Dayton T. Brown, Inc.	Manufacturing Operations and Software Training	DOL	Existing Employee Training Program	\$ 97,329	\$ 266,279	Terminated
43018	Qosina Corp.	Lean Manufacturing and Quality Management Training	DOL	Existing Employee Training Program	\$ 77,525	\$ 198,496	\$ 77,525

APPENDIX TWO

STATUS OF ALL FUNDED CFA PROJECTS 2011 -2017

CFA	Applicant Name	Project Name	Agency	Program Name	CFA Award Amount	Total Project Cost	Funds Dispersed to Date
39884	Town of Hempstead Department of Occupational Resources	Medical Careers Training	DOL	Unemployed Worker Training Program	\$ 100,000	\$ 200,000	\$ 31,111
40918	Suffolk County Workforce Investment Board	Construction Trades Training	DOL	Unemployed Worker Training Program	\$ 100,000	\$ 219,200	\$ 100,000
42621	Suffolk County Community College	Manufacturing, Health Care, and Energy Training	DOL	Unemployed Worker Training Program	\$ 100,000	\$ 100,000	\$ 34,708
40715	United Way of Long Island	VETSBUILD Program	DOS	Community Services Block Grant	\$ 200,000	\$ 250,000	\$ 200,000
40158	Town of Smithtown	Regional Fuel Facility Consolidation	DOS	Local Government Efficiency Program	\$ 304,329	\$ 1,399,450	\$ -
39482	Oyster Bay (T)	Theodore Roosevelt Blueway Trail Implementation	DOS	Local Waterfront Revitalization Program	\$ 83,911	\$ 167,822	\$ -
39569	Glen Cove (C)	Waterside Recreational Redevelopment Planning for the South Side of Glen Cove Creek	DOS	Local Waterfront Revitalization Program	\$ 300,000	\$ 600,000	\$ 232,691
40081	Freeport (V)	South Shore Blueway Trail Kayak Launch at Waterfront Park	DOS	Local Waterfront Revitalization Program	\$ 16,000	\$ 32,000	\$ -
40314	Nassau (Co)	South Shore Blueway Trail Implementation	DOS	Local Waterfront Revitalization Program	\$ 240,000	\$ 480,000	\$ -
40707	East Hampton (T)	Coastal Erosion Assessment and Resiliency Plan	DOS	Local Waterfront Revitalization Program	\$ 250,000	\$ 500,000	\$ 65,976
41519	Village of Great Neck Plaza, Inc.	Sustainable Maple Drive Parking Lot Redevelopment	EFC	Green Innovation Grant Program	\$ 675,000	\$ 794,313	\$ 675,000
38596	Elite Manufacturing Technologies, LLC	Elite Manufacturing Technologies Capital	ESD	Empire State Development Grant Funds	\$ 50,000	\$ 710,000	\$ -

APPENDIX TWO

STATUS OF ALL FUNDED CFA PROJECTS 2011 -2017

CFA	Applicant Name	Project Name	Agency	Program Name	CFA Award Amount	Total Project Cost	Funds Dispersed to Date
38995	Suffolk County Community College	Suffolk County Community College	ESD	Empire State Development Grant Funds	\$ 236,000	\$ 236,000	Terminated
39292	Town of Southampton	Town of Southampton-Good Ground Park Capital	ESD	Empire State Development Grant Funds	\$ 443,321	\$ 3,405,747	\$ 443,321
39350	Blumenfeld Development Corporation	Hempstead Turnpike to C. Lindbergh Boulevard Capital	ESD	Empire State Development Grant Funds	\$ 1,000,000	\$ 11,942,250	\$ -
39652	VILLAGE OF PATCHOGUE	Village of Patchogue Capital	ESD	Empire State Development Grant Funds	\$ 60,000	\$ 300,000	Terminated
39797	Huntington Community Development Agency	James D. Conte Community Center	ESD	Empire State Development Grant Funds	\$ 1,500,000	\$ 1,500,000	\$ -
39951	ST. JOSEPH'S COLLEGE NY	St. Joseph's College Capital	ESD	Empire State Development Grant Funds	\$ 642,500	\$ 920,143	\$ -
40211	Freeport Community Development Agency	Freeport Community Development Agency Capital	ESD	Empire State Development Grant Funds	\$ 325,000	\$ 3,229,502	Terminated
40305	Adelphi University	Clinician Education and Simulation Lab Capital	ESD	Empire State Development Grant Funds	\$ 2,500,000	\$ 15,000,000	\$ 2,500,000
40329	The Albanese Development Corporation	Albanese Development Capital	ESD	Empire State Development Grant Funds	\$ 1,500,000	\$ 37,740,000	\$ -
40500	Hofstra University	Hofstra University STEM Center	ESD	Empire State Development Grant Funds	\$ 1,500,000	\$ 4,345,000	\$ 1,500,000
40800	Rose Breslin Associates, LLC	Rose Breslin Capital	ESD	Empire State Development Grant Funds	\$ 1,500,000	\$ 51,241,360	\$ -
40853	Rising Sun Woodworking	Rising Sun Woodworking Capital	ESD	Empire State Development Grant Funds	\$ 19,500	\$ 96,000	\$ 9,750
41155	Town of Babylon	Town of Babylon Music Hall of Fame Capital	ESD	Empire State Development Grant Funds	\$ 500,000	\$ 2,400,000	\$ -

APPENDIX TWO

STATUS OF ALL FUNDED CFA PROJECTS 2011 -2017

CFA	Applicant Name	Project Name	Agency	Program Name	CFA Award Amount	Total Project Cost	Funds Dispersed to Date
41218	South Nassau Communities Hospital	South Nassau Communities Hospital Capital	ESD	Empire State Development Grant Funds	\$ 500,000	\$ 57,900,000	\$ -
41240	Molloy College	Molloy College - CERCOM	ESD	Empire State Development Grant Funds	\$ 1,000,000	\$ 5,000,000	Terminated
41275	Long Island University	Long Island University Capital	ESD	Empire State Development Grant Funds	\$ 500,000	\$ 2,600,000	\$ -
41798	Town of Riverhead	Riverhead Agri-Tourism Center Capital	ESD	Empire State Development Grant Funds	\$ 500,000	\$ 2,300,000	Terminated
42132	Suffolk County Department of Economic Development and Planning	Suffolk County STEAM Center	ESD	Empire State Development Grant Funds	\$ 64,000	\$ 250,400	Terminated
42137	Great Neck Water Pollution Control District	Great Neck Receiving Station Capital	ESD	Empire State Development Grant Funds	\$ 270,000	\$ 1,350,000	Terminated
42301	Peconic Land Trust, Inc.	Peconic Land Trust Capital	ESD	Empire State Development Grant Funds	\$ 1,000,000	\$ 5,000,000	\$ 900,000
42468	Lasticks Aerospace, Inc.	Lasticks Aerospace Capital	ESD	Empire State Development Grant Funds	\$ 50,000	\$ 50,000	Terminated
42549	New York Institute of Technology	NY Institute of Technology STEM Continuum	ESD	Empire State Development Grant Funds	\$ 100,000	\$ 489,000	\$ -
42553	Cold Spring Harbor Laboratory	Cold Spring Harbor Lab Metabolics Center Capital	ESD	Empire State Development Grant Funds	\$ 1,500,000	\$ 6,328,806	\$ -
42835	NASSAU COUNTY DEPARTMENT OF PUBLIC WORKS	Beech Street Drainage Improvement	ESD	Empire State Development Grant Funds	\$ 1,000,000	\$ 5,000,000	\$ -
42843	NASSAU COUNTY DEPARTMENT OF PUBLIC WORKS	South Shore Check Valve	ESD	Empire State Development Grant Funds	\$ 1,600,000	\$ 1,600,000	\$ -

APPENDIX TWO

STATUS OF ALL FUNDED CFA PROJECTS 2011 -2017

CFA	Applicant Name	Project Name	Agency	Program Name	CFA Award Amount	Total Project Cost	Funds Dispersed to Date
42921	Suffolk County Department of Public Works	Suffolk County Sewers Reclaiming Our Water	ESD	Empire State Development Grant Funds	\$ 4,000,000	\$ 387,000,000	\$ -
43055	Stony Brook University	Stony Brook University Cyber Security Center	ESD	Empire State Development Grant Funds	\$ 1,000,000	\$ 5,000,000	\$ -
43130	American Pride Fasteners, LLC	American Pride Fasteners Capital	ESD	Empire State Development Grant Funds	\$ 50,000	\$ 400,000	\$ -
43497	ANCON GEAR & INSTRUMENT	Ancon Gear and Instrument Capital	ESD	Empire State Development Grant Funds	\$ 90,000	\$ 200,000	\$ -
15312	Richner Communications, Inc.	Richner Communications Capital	ESD	Excelsior Jobs Program	\$ 200,000	\$ 2,600,000	Tax credit
36128	JAN NY LLC dba Aircraft Finishing	Aircraft Finishing - Capital	ESD	Excelsior Jobs Program	\$ 100,000	\$ 1,290,900	Terminated
37384	Kitchen Table Bakers, Inc.	Kitchen Table Bakers - Excelsior	ESD	Excelsior Jobs Program	\$ 500,000	\$ 1,000,000	Tax credit
40030	Posimech, Inc.	Posimech Excelsior	ESD	Excelsior Jobs Program	\$ 30,825	\$ 30,825	Terminated
40411	Big Apple Sign Corporation	Big Apple Sign Excelsior	ESD	Excelsior Jobs Program	\$ 590,220	\$ 590,220	Tax credit
40505	A&Z PHARMACUTICAL CORP	A&Z Pharmaceutical - Excelsior	ESD	Excelsior Jobs Program	\$ 1,500,000	\$ 40,000,000	Tax credit
41478	mindSHIFT Technologies, Inc.	mindSHIFT Excelsior	ESD	Excelsior Jobs Program	\$ 1,000,000	\$ 20,843,000	Tax credit
41895	Nationwide Exhibitor Services, Inc.	Nationwide Exhibitor Services Excelsior	ESD	Excelsior Jobs Program	\$ 150,000	\$ 150,000	Tax credit
41906	Contract Pharmacal Corporation	Contract Pharmacal Corp. Excelsior	ESD	Excelsior Jobs Program	\$ 1,000,000	\$ 6,200,000	Tax credit
42002	CareMed Pharmaceutical Services/ Sorkin's Rx LTD	CareMed Pharmaceutical Services Excelsior	ESD	Excelsior Jobs Program	\$ 1,500,000	\$ 1,500,000	Terminated
42338	AIR STREAM FOODS	Air Stream - Excelsior	ESD	Excelsior Jobs Program	\$ 1,000,000	\$ 10,100,000	Tax credit

APPENDIX TWO

STATUS OF ALL FUNDED CFA PROJECTS 2011 -2017

CFA	Applicant Name	Project Name	Agency	Program Name	CFA Award Amount	Total Project Cost	Funds Dispersed to Date
42591	Certerra, Inc.	Certerra Excelsior	ESD	Excelsior Jobs Program	\$ 436,344	\$ 436,344	Terminated
42855	BioRestorative Therapies, Inc.	BioRestorative Therapies Excelsior	ESD	Excelsior Jobs Program	\$ 500,000	\$ 2,525,000	Tax credit
42989	Exergy, LLC	Exergy Excelsior	ESD	Excelsior Jobs Program	\$ 350,000	\$ 445,000	Tax credit
42993	J&K Electronics DBA M3 Technology	M3 Technology Excelsior	ESD	Excelsior Jobs Program	\$ 240,373	\$ 425,000	Tax credit
45922	RUI Management Services, Inc.	RUI Management Services Excelsior	ESD	Excelsior Jobs Program	\$ 1,500,000	\$ 1,500,000	Terminated
39361	Long Island Arts Alliance, Inc.	Arts Alive Long Island Working Capital	ESD	Market New York	\$ 150,000	\$ 168,309	\$ 89,601
39784	Town of North Hempstead	Gold Coast Film Festival Working Capital	ESD	Market New York	\$ 75,000	\$ 100,000	\$ 75,000
41702	Long Island Wine Council	Long Island Wine Council Global Trade and Tourism Working Capital	ESD	Market New York	\$ 285,000	\$ 380,000	\$ 202,500
41715	Casbah Pictures, Inc.	Long Island History, Arts and Tourism Series Working Capital	ESD	Market New York	\$ 18,050	\$ 18,925	Terminated
41798	Town of Riverhead	Town of Riverhead County Agritourism Visitors Center Capital	ESD	Market New York	\$ 200,000	\$ 2,000,000	Terminated
43468	City of Long Beach	Long Beach Marketing Working Capital	ESD	Market New York	\$ 300,000	\$ 400,000	\$ 300,000
43096	Long Island High Technology Incubator Inc.	Long Island Innovation Hotspot	ESD	New York State Innovation Hot Spot Support Program	\$ 250,000	\$ 2,250,000	\$ -
39727	Town of Smithtown	Indoor Organic Waste Processing Facility code amendments	NYSERDA	Cleaner Greener Communities (CGC), Phase II Implementation Grants, Category 2: Planning & Technical Assistance - Round 2 (CFA Round 4)	\$ 187,500	\$ 250,000	\$ 54,279

APPENDIX TWO

STATUS OF ALL FUNDED CFA PROJECTS 2011 -2017

CFA	Applicant Name	Project Name	Agency	Program Name	CFA Award Amount	Total Project Cost	Funds Dispersed to Date
40717	Town of East Hampton	Town of East Hampton Decentralized Resilient Energy Assessment and Management Plan	NYSERDA	Cleaner Greener Communities (CGC), Phase II Implementation Grants, Category 2: Planning & Technical Assistance - Round 2 (CFA Round 4)	\$ 75,000	\$ 100,000	\$ -
40329	Albanese Development Corporation	Wyandanch Rising Building C	NYSERDA	Cleaner Greener Communities (CGC), Phase II Implementation Grants, Category 3: Sustainability Projects - Round 2 (CFA Round 4)	\$ 3,229,752	\$ 5,229,752	\$ -
41786	Town of North Hempstead	Electric Vehicle Charging Stations Along LI Expressway	NYSERDA	Cleaner Greener Communities (CGC), Phase II Implementation Grants, Category 3: Sustainability Projects - Round 2 (CFA Round 4)	\$ 625,000	\$ 832,500	\$ -
42044	Molloy College	Long Island Complete Green Homes	NYSERDA	Cleaner Greener Communities (CGC), Phase II Implementation Grants, Category 3: Sustainability Projects - Round 2 (CFA Round 4)	\$ 2,395,248	\$ 3,413,128	\$ 1,443,623
40591	North Shore Historical Museum, Inc.	Raise the Eagle, Phase 3 - Justices Court Building Façade Restoration	Parks	Heritage Areas System Acquisition, Development and Planning	\$ 75,000	\$ 150,000	\$ 500,000
40603	Inc. Village of Sea Cliff	Sea Cliff Village Hall Complex Exterior Renovation Phase II	Parks	Heritage Areas System Acquisition, Development and Planning	\$ 300,500	\$ 601,000	\$ -
41060	Christeen Oyster Sloop Preservation Corporation	Construction of the Ida May replica oyster dredge	Parks	Heritage Areas System Acquisition, Development and Planning	\$ 173,451	\$ 366,502	\$ -
42445	North Shore Land Alliance	95 Shore Road Habitat Restoration Phases 3 and 4	Parks	Heritage Areas System Acquisition, Development and Planning	\$ 56,620	\$ 115,120	\$ 500,000
36642	Montauk Historical Society	1838 Keepers Quarters Stabilization	Parks	Historic Property Acquisition, Development and Planning	\$ 249,473	\$ 498,946	\$ 7,000

APPENDIX TWO

STATUS OF ALL FUNDED CFA PROJECTS 2011 -2017

CFA	Applicant Name	Project Name	Agency	Program Name	CFA Award Amount	Total Project Cost	Funds Dispersed to Date
39292	Town of Southampton	Hampton Bays Downtown Revitalization Construction of Good Ground Park	Parks	Park Acquisition, Development and Planning	\$ 500,000	\$ 2,216,605	\$ 240,972
39569	City of Glen Cove	Waterside Recreational Redevelopment Planning	Parks	Park Acquisition, Development and Planning	\$ 300,000	\$ 600,000	\$ -
40474	Planting Fields Foundation	Sensory Garden	Parks	Park Acquisition, Development and Planning	\$ 250,000	\$ 515,000	\$ 7,900
40611	Incorporated Village of Port Jefferson	Children's Park Improvements	Parks	Park Acquisition, Development and Planning	\$ 265,000	\$ 529,500	\$ -
ROUND 5							
52345	East End Arts Humanities Council	Winterfest Live on the Vine Festival	Arts	Council on the Arts - Arts, Culture and Heritage New Initiatives - Implementation (Round 5)	\$ 63,000	\$ 265,000	\$ 63,000
53139	Long Island Traditions	The Arts of Climate Change	Arts	Council on the Arts - Arts, Culture and Heritage New Initiatives - Implementation (Round 5)	\$ 31,500	\$ 105,800	\$ 31,500
51091	Long Island Arts Alliance	Arts Alive LI	Arts	Council on the Arts - Arts, Culture and Heritage New Initiatives - Planning (Round 5)	\$ 48,906	\$ 340,500	\$ 48,906
55234	Town of North Hempstead	North Hempstead Cultural Master Plan	Arts	Council on the Arts - Arts, Culture and Heritage New Initiatives - Planning (Round 5)	\$ 49,500	\$ 99,000	\$ 49,500
55671	Babylon Citizens Council on the Arts	Expanded Programmatic Capacity	Arts	Council on the Arts - Workforce Investment (Round 5)	\$ 21,600	\$ 28,800	\$ 21,600
53491	Town of Smithtown	Regional Stormwater Management Initiative	DEC	Water Quality Improvement Project (WQIP) Program	\$ 288,750	\$ 385,000	\$ 255,484
54124	Town of East Hampton	Town of East Hampton Green Reach Infrastructure Demonstration ("G.R.I.D.") Project at Three Mile Harbor	DEC	Water Quality Improvement Project (WQIP) Program	\$ 375,000	\$ 603,900	\$ 93,750

APPENDIX TWO

STATUS OF ALL FUNDED CFA PROJECTS 2011 -2017

CFA	Applicant Name	Project Name	Agency	Program Name	CFA Award Amount	Total Project Cost	Funds Dispersed to Date
54723	Town of Riverhead	Town of Riverhead Cesspool Disconnection	DEC	Water Quality Improvement Project (WQIP) Program	\$ 580,000	\$ 1,250,000	\$ -
55224	Town of North Hempstead	North Hempstead Stormwater Mapping Project	DEC	Water Quality Improvement Project (WQIP) Program	\$ 316,250	\$ 421,667	\$ 180,687
55380	Village of Patchogue	Village of Patchogue Cesspool Elimination	DEC	Water Quality Improvement Project (WQIP) Program	\$ 1,432,000	\$ 1,909,333	\$ 1,432,000
56911	Research Foundation for SUNY Stony Brook	Shinnecock Bay Restoration Project	DEC	Water Quality Improvement Project (WQIP) Program	\$ 505,658	\$ 673,470	\$ 69,996
56992	Suffolk County, Department of Economic Development and Planning	Construction of Decentralized Wastewater Treatment Facility in the Peconic Estuary	DEC	Water Quality Improvement Project (WQIP) Program	\$ 1,000,000	\$ 1,333,333	\$ -
57077	Town of Southampton	Construction of Permeable Reactive Barrier	DEC	Water Quality Improvement Project (WQIP) Program	\$ 650,000	\$ 866,700	\$ 162,500
57423	Town of Islip	Greens Creek and Brown's River Watershed Management Plan Implementation	DEC	Water Quality Improvement Project (WQIP) Program	\$ 200,000	\$ 1,000,000	Terminated
57606	Stony Brook University	Great South Bay Shellfish Bed Project	DEC	Water Quality Improvement Project (WQIP) Program	\$ 241,396	\$ 323,732	\$ 73,183
50527	South Nassau Communities Hospital	Health Care Professionals Training	DOL	Existing Employee Training Program	\$ 63,905	\$ 208,126	\$ 49,976
50950	SIW, Inc.	Lean Manufacturing Training	DOL	Existing Employee Training Program	\$ 40,000	\$ 891,581	Terminated
51023	American Racing Headers Exhaust, Inc.	Design Flow Management Training	DOL	Existing Employee Training Program	\$ 94,500	\$ 1,247,500	\$ 29,647
51094	Leviton Manufacturing Co., Inc.	Project Management Training	DOL	Existing Employee Training Program	\$ 100,000	\$ 368,661	\$ 99,875

APPENDIX TWO

STATUS OF ALL FUNDED CFA PROJECTS 2011 -2017

CFA	Applicant Name	Project Name	Agency	Program Name	CFA Award Amount	Total Project Cost	Funds Dispersed to Date
51266	Air Industries Group	Process Improvement and Export Compliance Training	DOL	Existing Employee Training Program	\$ 97,365	\$ 283,768	Terminated
51315	Oerlikon Metco (US) Inc.	Lean Manufacturing and Soldering Training	DOL	Existing Employee Training Program	\$ 91,200	\$ 496,259	Terminated
51678	Telephonics Corporation	Process Improvement Training	DOL	Existing Employee Training Program	\$ 98,275	\$ 403,944	Terminated
52094	Clear Vision Optical Co., Inc.	Process Improvement and Software Training	DOL	Existing Employee Training Program	\$ 40,988	\$ 107,408	\$ 40,594
52163	Disc Graphics, Inc.	Lean Manufacturing and Management Training	DOL	Existing Employee Training Program	\$ 62,700	\$ 173,580	\$ 62,700
53602	Winthrop-University Hospital Association	Healthcare Information Technology Training	DOL	Existing Employee Training Program	\$ 100,000	\$ 2,383,326	\$ 100,000
54110	Amneal Pharmaceuticals of New York, LLC	Process Improvement Training	DOL	Existing Employee Training Program	\$ 99,650	\$ 445,405	\$ 52,550
54426	Atlantic Fluid Power, Inc. dba Atlantic Industrial Technologies, Inc.	Quality Management Training	DOL	Existing Employee Training Program	\$ 56,800	\$ 437,747	\$ 48,998
54485	Lutech Veterinary Industries Inc.	Quality Management Training	DOL	Existing Employee Training Program	\$ 62,400	\$ 185,734	\$ 62,361
54703	D'Addario Company, Inc.	Process Improvement Training	DOL	Existing Employee Training Program	\$ 100,000	\$ 232,987	\$ 100,000
55509	Luitpold Pharmaceuticals, Inc.	Process Improvement Training	DOL	Existing Employee Training Program	\$ 77,400	\$ 228,188	\$ 77,400
55585	Sartorius Stedim North America Inc.	Lean Manufacturing and Quality Training	DOL	Existing Employee Training Program	\$ 68,200	\$ 143,405	\$ 68,200
56787	Zeta Machine Corp.	Quality Management Training	DOL	Existing Employee Training Program	\$ 38,400	\$ 38,400	\$ 24,900
57373	Chembio Diagnostic Systems Inc.	Manufacturing and Management Training	DOL	Existing Employee Training Program	\$ 99,950	\$ 99,950	\$ 53,550
57553	Maloya Laser, Inc.	Quality Management Training	DOL	Existing Employee Training Program	\$ 94,000	\$ 522,382	\$ 91,240

APPENDIX TWO

STATUS OF ALL FUNDED CFA PROJECTS 2011 -2017

CFA	Applicant Name	Project Name	Agency	Program Name	CFA Award Amount	Total Project Cost	Funds Dispersed to Date
51835	Stony Brook University	Project Management Training	DOL	Special Populations Training Program	\$ 17,787	\$ 97,830	Terminated
54006	United Way of Long Island	Clean Energy Training	DOL	Special Populations Training Program	\$ 100,000	\$ 100,000	\$ 81,437
55196	St. Joseph's College	Hospitality and Manufacturing Training	DOL	Special Populations Training Program	\$ 50,000	\$ 430,000	\$ 19,840
51175	Town of Hempstead	Information Technology Training	DOL	Unemployed Worker Training Program	\$ 100,000	\$ 200,000	\$ 64,392
51835	Stony Brook University	Project Management Training	DOL	Unemployed Worker Training Program	\$ 80,043	\$ 97,830	\$ 80,043
55196	St. Joseph's College	Hospitality and Manufacturing Training	DOL	Unemployed Worker Training Program	\$ 50,000	\$ 430,000	\$ 12,720
56147	Suffolk County Workforce Development Board	Health Care Careers Training	DOL	Unemployed Worker Training Program	\$ 100,000	\$ 159,405	\$ 77,661
56155	Cambridge Business Institute Inc.	Nurse Aide Training	DOL	Unemployed Worker Training Program	\$ 99,750	\$ 99,750	\$ 99,750
53497	Town of Smithtown	Regional Fuel Facility Consolidation	DOS	Local Government Efficiency Program	\$ 902,363	\$ 1,028,010	\$ -
55230	Town of North Hempstead	Joint Municipal Asset Mapping Project	DOS	Local Government Efficiency Program	\$ 270,000	\$ 300,000	\$ -
51148	Long Beach (C)	Resilient Connections	DOS	Local Waterfront Revitalization Program	\$ 500,000	\$ 1,000,000	\$ -
51755	Mastic Beach (V)	Comprehensive Plan	DOS	Local Waterfront Revitalization Program	\$ 17,175	\$ 68,700	\$ -
52610	Southold (T)	Southold Prosperity - A Strategic Plan for Jobs, Housing, Natural Resources Heritage	DOS	Local Waterfront Revitalization Program	\$ 165,370	\$ 330,741	\$ -
55165	North Hempstead (T)	Environmental Master Plan	DOS	Local Waterfront Revitalization Program	\$ 122,200	\$ 244,400	Terminated
50972	Suffolk County Community College	Campus Green Roofs Initiative	EFC	Green Innovation Grant Program	\$ 203,708	\$ 226,342	\$ 7,129

APPENDIX TWO

STATUS OF ALL FUNDED CFA PROJECTS 2011 -2017

CFA	Applicant Name	Project Name	Agency	Program Name	CFA Award Amount	Total Project Cost	Funds Dispersed to Date
5891	J. D'ADDARIO & CO., INC.	D'Addario Capital	ESD	Empire State Development Grant Funds	\$ 1,000,000	\$ 4,785,000	\$ -
48534	Voxx International Corporation	Voxx International Capital	ESD	Empire State Development Grant Funds	\$ 500,000	\$ 4,000,000	Terminated
50907	Serota Islip LLC	Serota Islip Phase I Capital	ESD	Empire State Development Grant Funds	\$ 1,000,000	\$ 12,129,095	\$ -
50950	SIW, Inc.	SIW Capital	ESD	Empire State Development Grant Funds	\$ 130,000	\$ 1,155,000	Terminated
51089	CITY OF GLEN COVE	Garvies Point Ferry Parking	ESD	Empire State Development Grant Funds	\$ 500,000	\$ 2,800,000	\$ -
51131	Town of Babylon Industrial Development Agency	Town of Babylon Copiague Brewers	ESD	Empire State Development Grant Funds	\$ 700,000	\$ 11,955,000	Terminated
51214	Tesla Science Center at Wardencllyffe/Friends of Science East	Tesla Science Center at Wardencllyffe Capital	ESD	Empire State Development Grant Funds	\$ 500,000	\$ 2,300,000	\$ -
51319	North Harbor Trading Corp.	High Pressure Processing Facility	ESD	Empire State Development Grant Funds	\$ 1,250,000	\$ 10,240,000	\$ -
52467	Town of Southampton	Good Ground Park Capital	ESD	Empire State Development Grant Funds	\$ 70,000	\$ 3,032,426	\$ 1,800
52737	Town of Babylon	Town of Babylon Downtown Copiague Revitalization	ESD	Empire State Development Grant Funds	\$ 105,000	\$ 525,000	\$ -
52912	Great Neck Water Pollution Control District	Great Neck Anerobic Digesters Capital	ESD	Empire State Development Grant Funds	\$ 500,000	\$ 9,940,000	Terminated
52916	Jeweler's Machinists Company, Inc.	Jeweler's Machinists, Inc.	ESD	Empire State Development Grant Funds	\$ 100,000	\$ 1,675,000	\$ -
53016	Town of Islip	MacArthur Airport Capital	ESD	Empire State Development Grant Funds	\$ 3,000,000	\$ 11,000,000	\$ -
53451	Island Harvest, Ltd.	Island Harvest Capital	ESD	Empire State Development Grant Funds	\$ 50,000	\$ 1,765,829	\$ -

APPENDIX TWO

STATUS OF ALL FUNDED CFA PROJECTS 2011 -2017

CFA	Applicant Name	Project Name	Agency	Program Name	CFA Award Amount	Total Project Cost	Funds Dispersed to Date
53499	Village of the Branch	Greenbelt Trailhead Facilities	ESD	Empire State Development Grant Funds	\$ 30,000	\$ 230,700	\$ -
53584	Family Service League	Family Service League	ESD	Empire State Development Grant Funds	\$ 500,000	\$ 4,000,000	\$ -
53818	Sunrise Day Camps Association, Inc.	Sunrise Day Camp International Headquarters Capital	ESD	Empire State Development Grant Funds	\$ 500,000	\$ 3,450,000	\$ -
53950	East/West Industries, Inc.	East/West Industries Capital	ESD	Empire State Development Grant Funds	\$ 200,000	\$ 2,075,800	\$ 100,000
53961	HOFSTRA UNIVERSITY	Hofstra University Community Education Workforce and Leadership Training Ce	ESD	Empire State Development Grant Funds	\$ 800,000	\$ 5,000,000	\$ 800,000
54013	Brookhaven National Laboratory	Discovery Park at Brookhaven National Laboratory	ESD	Empire State Development Grant Funds	\$ 1,800,000	\$ 10,000,000	\$ -
54353	TOWN OF RIVERHEAD	Riverhead Enhanced Water Supply Interconnection Capital RC5	ESD	Empire State Development Grant Funds	\$ 125,000	\$ 625,000	\$ -
54431	Suffok County	Suffolk County Agricultural Tourism Center Capital	ESD	Empire State Development Grant Funds	\$ 350,000	\$ 2,591,250	\$ -
54627	Winthrop University Hospital	Winthrop University Hospital Capital	ESD	Empire State Development Grant Funds	\$ 1,500,000	\$ 5,000,000	\$ -
54702	Northwell Health	Northwell Health	ESD	Empire State Development Grant Funds	\$ 300,000	\$ 3,600,000	\$ -
54750	Autodyne Manufacturing Co., Inc.	Autodyne Manufacturing Capital	ESD	Empire State Development Grant Funds	\$ 150,000	\$ 1,285,000	\$ -
54825	United States Luggage Company, LLC	United States Luggage Company Capital	ESD	Empire State Development Grant Funds	\$ 100,000	\$ 100,000	Terminated

APPENDIX TWO

STATUS OF ALL FUNDED CFA PROJECTS 2011 -2017

CFA	Applicant Name	Project Name	Agency	Program Name	CFA Award Amount	Total Project Cost	Funds Dispersed to Date
55044	Manna Fish Farms, Inc.	Manna Fish Farms Capital	ESD	Empire State Development Grant Funds	\$ 50,000	\$ 250,000	\$ -
55205	NASSAU COUNTY DEPARTMENT OF PUBLIC WORKS	Nassau County - Baldwin Capital	ESD	Empire State Development Grant Funds	\$ 135,000	\$ 675,000	\$ -
55208	Nassau County	Nassau County Capital	ESD	Empire State Development Grant Funds	\$ 3,000,000	\$ 19,600,000	\$ -
55309	Community Development Corp. of Long Island("CDCLI")	Peconic Crossing	ESD	Empire State Development Grant Funds	\$ 275,000	\$ 17,510,210	\$ -
55327	STONY BROOK UNIVERSITY	SBU Additive Manufacturing Prototyping and Applications Center	ESD	Empire State Development Grant Funds	\$ 400,000	\$ 2,400,000	\$ -
55330	STONY BROOK UNIVERSITY	Stony Brook University Long Island High Technology Incubator	ESD	Empire State Development Grant Funds	\$ 500,000	\$ 650,000	\$ -
55384	Nicolock Paving Stones, LLC	Nicolock Paving Stones	ESD	Empire State Development Grant Funds	\$ 200,000	\$ 3,563,000	\$ -
55601	Precision Metals, Corp.	Precision Metals Corp Capital	ESD	Empire State Development Grant Funds	\$ 100,000	\$ 730,000	\$ -
55614	Accelerate Long Island, Inc.	Accelerate LI Capital Equipment Fund	ESD	Empire State Development Grant Funds	\$ 1,000,000	\$ 1,000,000	Terminated
55699	The Research Foundation for The State University of New York	SBU Cyclotron and Radiochemistry Lab Capital	ESD	Empire State Development Grant Funds	\$ 500,000	\$ 9,000,000	\$ -
55759	STONY BROOK UNIVERSITY	Stony Brook University Next Generation Drug Discovery Facility Capital	ESD	Empire State Development Grant Funds	\$ 500,000	\$ 3,140,000	\$ -
55823	Grumman Studios	Grumman Studios Lunar Module Park Capital	ESD	Empire State Development Grant Funds	\$ 550,000	\$ 3,000,000	\$ -

APPENDIX TWO

STATUS OF ALL FUNDED CFA PROJECTS 2011 -2017

CFA	Applicant Name	Project Name	Agency	Program Name	CFA Award Amount	Total Project Cost	Funds Dispersed to Date
55863	Young Men?s Christian Association of Long Island,	YMCA of Long Island Inc. Capital	ESD	Empire State Development Grant Funds	\$ 500,000	\$ 8,000,000	\$ -
56020	Vivalarte, Inc.	Vivalarte Capital	ESD	Empire State Development Grant Funds	\$ 180,000	\$ 900,000	\$ -
56037	Long Island GLBT Health and Human Services Network	Long Island GLBT Health and Human Services Network	ESD	Empire State Development Grant Funds	\$ 500,000	\$ 5,000,000	\$ -
56156	Molloy College	Molloy College - The Collaboratorium: Digital Platform Incubator	ESD	Empire State Development Grant Funds	\$ 300,000	\$ 1,650,000	\$ -
56426	The Research Foundation for SUNY	Farmingdale State College Capital	ESD	Empire State Development Grant Funds	\$ 2,250,000	\$ 2,250,000	Terminated
56535	GKN Aerospace Monitor	GKN Aerospace Titanium Components	ESD	Empire State Development Grant Funds	\$ 100,000	\$ 1,559,879	Terminated
56627	Suffolk County Department of Economic Development and Planning	Suffolk County Nicolls Road Multimodal Corridor	ESD	Empire State Development Grant Funds	\$ 1,500,000	\$ 100,000,000	\$ -
56869	New York Institute of Technology	NYIT Cyber Security Incubator Capital	ESD	Empire State Development Grant Funds	\$ 400,000	\$ 1,600,000	
57074	HOFSTRA UNIVERSITY	Frank G. Zarb Building Capital	ESD	Empire State Development Grant Funds	\$ 700,000	\$ 2,800,000	\$ -
57234	Aljo-Gefa Precision Manufacturing, LLC	Aljo-Gefa Precision Manufacturing, LLC	ESD	Empire State Development Grant Funds	\$ 200,000	\$ 200,000	Terminated
57300	ARKWIN INDUSTRIES, INC.	Arkwin Industries Capital	ESD	Empire State Development Grant Funds	\$ 200,000	\$ 200,000	Terminated
57558	Suffolk County Department of Economic Development and Planning	Suffolk County Route 110 Bus Rapid Transit Corridor	ESD	Empire State Development Grant Funds	\$ 200,000	\$ 1,000,000	\$ -

APPENDIX TWO

STATUS OF ALL FUNDED CFA PROJECTS 2011 -2017

CFA	Applicant Name	Project Name	Agency	Program Name	CFA Award Amount	Total Project Cost	Funds Dispersed to Date
51755	Incorporated Village of Mastic Beach	Incorporated Village of Mastic Beach Working Capital	ESD	ESD - Strategic Planning and Feasibility Studies	\$ 25,000	\$ 68,700	\$ 25,000
54241	Town of East Hampton	Town of East Hampton Study	ESD	ESD - Strategic Planning and Feasibility Studies	\$ 25,000	\$ 100,000	\$ -
55529	Family Community Life Center, Inc.	Family Community Life Center Study	ESD	ESD - Strategic Planning and Feasibility Studies	\$ 22,000	\$ 26,377	\$ -
55774	Suffolk County Department of Economic Development and Planning	Suffolk County Landbank Capital	ESD	ESD - Strategic Planning and Feasibility Studies	\$ 27,500	\$ 80,298	\$ -
5891	J. D'ADDARIO & CO., INC.	D'Addario Capital	ESD	Excelsior Jobs Program	\$ 500,000	\$ 4,285,000	Tax credit
51023	American Racing Headers and Exhaust, Inc.	American Racing Headers and Exhaust Excelsior	ESD	Excelsior Jobs Program	\$ 350,000	\$ 350,000	Tax credit
54708	Ondrives US Corp.	Ondrives.us Excelsior	ESD	Excelsior Jobs Program	\$ 92,400	\$ 92,400	Tax credit
56146	Avery Biomedical Devices, Inc.	Avery Biomedical Devices Excelsior	ESD	Excelsior Jobs Program	\$ 195,070	\$ 195,070	Tax credit
56536	Haig Graphics	Haig Graphics Excelsior	ESD	Excelsior Jobs Program	\$ 99,000	\$ 99,000	Tax credit
51214	Tesla Science Center at Wardencllyffe/Friends of Science East	Tesla Science Center at Wardencllyffe Working Capital	ESD	Market New York	\$ 200,000	\$ 2,000,000	\$ -
53612	Nassau County	Old Bethpage Village Restoration Working Capital	ESD	Market New York	\$ 187,500	\$ 115,000	\$ -
57905	Hampton Jitney	Hampton Jitney I LOVE NY Working Capital	ESD	Market New York	\$ 45,000	\$ 60,000	Terminated
57642	LaunchPad Long Island	Launchpad LI NYS Certified Business Incubator	ESD	New York State Business Incubator Support Program	\$ 125,000	\$ 1,125,000	\$ -

APPENDIX TWO

STATUS OF ALL FUNDED CFA PROJECTS 2011 -2017

CFA	Applicant Name	Project Name	Agency	Program Name	CFA Award Amount	Total Project Cost	Funds Dispersed to Date
52737	Town of Babylon	Downtown Copiague Improvements	HCR	HCR - New York Main Street Technical Assistance (NYMS-TA)	\$ 20,000	\$ 525,000	\$ 20,000
55774	The Suffolk County Landbank Corp.	Downtown Strategic Site Assessment Program	HCR	HCR - New York Main Street Technical Assistance (NYMS-TA)	\$ 20,000	\$ 140,798	\$ 20,000
50531	Planting Fields Foundation	Manor House	Parks	Historic Property Acquisition, Development and Planning	\$ 250,000	\$ 500,340	\$ -
50566	Fireboat Fire Fighter Museum	Fireboat Fire Fighter Restoration Project	Parks	Historic Property Acquisition, Development and Planning	\$ 414,000	\$ 551,750	\$ 372,600
52651	Friends of Connetquot, Inc.	Restoration of the Nicoll Grist Mill	Parks	Historic Property Acquisition, Development and Planning	\$ 66,000	\$ 132,000	\$ 53,883
54115	Incorporated Village of Roslyn	Grist Mill Historic Preservation	Parks	Historic Property Acquisition, Development and Planning	\$ 500,000	\$ 1,336,399	\$ -
52467	Town of Southampton	Good Ground Park Development - Gateway	Parks	Park Acquisition, Development and Planning	\$ 330,192	\$ 730,192	\$ -
53499	Village of the Branch	Long Island Greenbelt Trail Trailhead Improvements	Parks	Recreational Trails Program	\$ 184,560	\$ 230,700	\$ -
ROUND 6							
65489	Long Island Traditions	Hudson River/Erie Canal and Long Island Contemporary Maritime Currents	Arts	Council on the Arts - Arts, Culture and Heritage New Initiatives - Implementation (Round 6)	\$ 30,000	\$ 85,000	\$ 30,000
64918	Parrish Art Museum	The Parrish as Catalyst for the Cultural Economy	Arts	Council on the Arts - Arts, Culture and Heritage New Initiatives - Planning (Round 6)	\$ 49,500	\$ 90,866	\$ 49,500
53403	Patchogue Arts Council, Inc.	Administrative Workforce Expansion	Arts	Council on the Arts - Workforce Investment (Round 6)	\$ 49,500	\$ 66,000	\$ 49,500
67668	Byrd Hoffman Water Mill Foundation	Fellowship Workforce Expansion	Arts	Council on the Arts - Workforce Investment (Round 6)	\$ 48,000	\$ 60,500	\$ 48,000
67931	Standby Program	Fellowship Workforce Expansion	Arts	Council on the Arts - Workforce Investment (Round 6)	\$ 25,000	\$ 40,000	\$ 25,000
64584	Town of Southampton	Town of Southampton	DEC	Engineering Planning Grant Program	\$ 30,000	\$ 37,500	Terminated

APPENDIX TWO

STATUS OF ALL FUNDED CFA PROJECTS 2011 -2017

CFA	Applicant Name	Project Name	Agency	Program Name	CFA Award Amount	Total Project Cost	Funds Dispersed to Date
64350	Suffolk County Department of Economic Development and Planning	Mud Creek Watershed Aquatic Ecosystem Restoration Project	DEC	Water Quality Improvement Project (WQIP) Program	\$ 2,262,910	\$ 3,828,126	\$ -
66415	Town of North Hempstead	Hempstead Harbor Wetland Restoration	DEC	Water Quality Improvement Project (WQIP) Program	\$ 400,000	\$ 800,000	\$ -
66830	Town of Brookhaven	North and South Shore Pumpout Stations	DEC	Water Quality Improvement Project (WQIP) Program	\$ 388,500	\$ 518,500	\$ -
67241	Suffolk County Department of Parks, Recreation and Conservation	Woodhull Dam Fish Passage and Peconic River Connectivity Project Implementation and Monitoring	DEC	Water Quality Improvement Project (WQIP) Program	\$ 278,964	\$ 371,951	\$ -
68042	Suffolk County Soil and Water Conservation District	Soil Health Guide Development Project	DEC	Water Quality Improvement Project (WQIP) Program	\$ 16,000	\$ 20,000	\$ 4,000
68252	Town of Brookhaven	Swan River Fish Ladder	DEC	Water Quality Improvement Project (WQIP) Program	\$ 345,000	\$ 460,000	\$ -
68315	Town of Brookhaven	Retrofit Implementation Inventory and Prioritization	DEC	Water Quality Improvement Project (WQIP) Program	\$ 187,500	\$ 250,000	\$ -
64165	Leviton Manufacturing	Existing Employees Business Skills Training Program	DOL	Existing Employee Training Program	\$ 73,600	\$ 169,814	\$ 38,400
64251	Adchem Corporation	Advanced Manufacturing Employee Training	DOL	Existing Employee Training Program	\$ 100,000	\$ 208,508	\$ -
64518	Amneal Pharmaceuticals, LLC	Amneal Pharmaceuticals	DOL	Existing Employee Training Program	\$ 51,291	\$ 248,332	\$ 7,600
64709	GKN Aerospace Monitor, Inc.	GKN Machining Training Project 2016	DOL	Existing Employee Training Program	\$ 39,400	\$ 4,590,748	\$ 5,024
65170	VE Power Door Co., Inc.	Enhancing Skills for Advanced Manufacturing	DOL	Existing Employee Training Program	\$ 21,685	\$ 599,141	\$ 725

APPENDIX TWO

STATUS OF ALL FUNDED CFA PROJECTS 2011 -2017

CFA	Applicant Name	Project Name	Agency	Program Name	CFA Award Amount	Total Project Cost	Funds Dispersed to Date
65330	Clear Vision Optical Co., Inc.	Customer Culture Training Program	DOL	Existing Employee Training Program	\$ 40,500	\$ 113,208	\$ -
65765	Curtiss Wright	Employee Productivity Development Training Program	DOL	Existing Employee Training Program	\$ 43,616	\$ 118,000	\$ 35,600
65868	US Nonwovens Corp	LEAN Manufacturing	DOL	Existing Employee Training Program	\$ 77,000	\$ 124,832	\$ -
65908	Spectronics Corporation	Spectronics Training and Development	DOL	Existing Employee Training Program	\$ 29,495	\$ 58,567	\$ -
66325	Qosina Corp.	Clean Room Existing Employee Training	DOL	Existing Employee Training Program	\$ 86,130	\$ 1,197,317	\$ 83,498
66516	Bearings Limited	Bearings Limited 2016 NYS EET Project	DOL	Existing Employee Training Program	\$ 46,200	\$ 74,858	\$ 42,900
66565	Blackman Plumbing Supply Co., Inc.	Blackman Plumbing Supply 2016 NYS EET Project	DOL	Existing Employee Training Program	\$ 96,800	\$ 207,463	\$ -
66576	Cobham	Aeroflex Plainview Existing Employee Training	DOL	Existing Employee Training Program	\$ 78,718	\$ 78,718	\$ -
66967	South Nassau Communities Hospital	Continuing Education for Existing Employees in Healthcare	DOL	Existing Employee Training Program	\$ 60,841	\$ 196,454	\$ -
67303	Luitpold Pharmaceuticals	Employee Professional Development Training Program	DOL	Existing Employee Training Program	\$ 42,152	\$ 146,412	\$ -
67322	Custom Computer Specialists, Inc.	Technician Technical Training for Career Advancement	DOL	Existing Employee Training Program	\$ 99,788	\$ 165,275	\$ -
68281	CH Machining, Inc.	AS9100 Conversion Certification Program	DOL	Existing Employee Training Program	\$ 18,200	\$ 28,100	\$ 4,200
68499	Piper Plastics Corp.	Advancing Efficiency and Quality for a Biotech Manufacturer	DOL	Existing Employee Training Program	\$ 52,540	\$ 134,924	\$ 10,200

APPENDIX TWO

STATUS OF ALL FUNDED CFA PROJECTS 2011 -2017

CFA	Applicant Name	Project Name	Agency	Program Name	CFA Award Amount	Total Project Cost	Funds Dispersed to Date
65391	CPI Aerostructures, Inc.	Apprentice Program	DOL	New Hire Training Program	\$ 52,480	\$ 266,240	Terminated
63371	Town of Hempstead Department of Occupational Resources	Hempstead Career Pathways Project	DOL	Special Populations Training Program	\$ 21,182	\$ 49,829	\$ -
63666	Suffolk County Department of Labor Licensing and Consumer Affairs	Project SCHOOL	DOL	Special Populations Training Program	\$ 100,000	\$ 130,142	\$ 79,203
67719	Cambridge Business Institute, Inc.	Certified Nurse Assistant Training	DOL	Special Populations Training Program	\$ 60,000	\$ 100,000	\$ 60,000
63367	Town of Hempstead Department of Occupational Resources	HempsteadWorks Sector Strategies Project - Significant Industries	DOL	Unemployed Worker Training Program	\$ 75,245	\$ 155,603	\$ -
64813	Suffolk County Community College	SCCC Advanced Manufacturing Training	DOL	Unemployed Worker Training Program	\$ 81,000	\$ 81,000	\$ 47,432
67719	Cambridge Business Institute, Inc.	Certified Nurse Assistant Training	DOL	Unemployed Worker Training Program	\$ 40,000	\$ 100,000	\$ 39,375
68264	Stony Brook University	Project Management Training for Unemployed Workers	DOL	Unemployed Worker Training Program	\$ 100,000	\$ 100,000	\$ 92,690
65981	Town of North Hempstead	Emergency Data and Phone Installation	DOS	Local Government Efficiency Program	\$ 7,500	\$ 15,000	Terminated
68344	Nassau County Police Department	Nassau County Law Enforcement Records Management System Consolidation and Efficiency Project	DOS	Local Government Efficiency Program	\$ 399,588	\$ 1,110,260	\$ -
62311	Southold (T)	Bay to Sound Trails Initiative Phase II	DOS	Local Waterfront Revitalization Program	\$ 245,055	\$ 490,110	\$ -

APPENDIX TWO

STATUS OF ALL FUNDED CFA PROJECTS 2011 -2017

CFA	Applicant Name	Project Name	Agency	Program Name	CFA Award Amount	Total Project Cost	Funds Dispersed to Date
63382	Sag Harbor (V)	Local Waterfront Revitalization Program Update	DOS	Local Waterfront Revitalization Program	\$ 50,000	\$ 100,000	\$ -
64953	Long Beach (C)	Downtown Resilient Connectivity for Park Avenue Phase II	DOS	Local Waterfront Revitalization Program	\$ 775,000	\$ 1,550,000	\$ -
65110	Suffolk (Co)	Suffolk County Blueway Trail Plan	DOS	Local Waterfront Revitalization Program	\$ 60,000	\$ 120,000	\$ -
65979	Huntington (T)	Blueway Natural and Cultural Heritage Self Guided Trail System	DOS	Local Waterfront Revitalization Program	\$ 76,000	\$ 152,000	\$ -
66013	Oyster Bay (T)	Local Waterfront Revitalization Program Update	DOS	Local Waterfront Revitalization Program	\$ 25,000	\$ 50,000	Terminated
66098	Patchogue (V)	Shorefront Park Resiliency and Enhancement Design	DOS	Local Waterfront Revitalization Program	\$ 202,050	\$ 404,100	\$ -
66416	North Hempstead (T)	Implementing North Hempstead's Manhasset Baywalk Trail	DOS	Local Waterfront Revitalization Program	\$ 655,458	\$ 1,310,916	\$ -
67396	Freeport (V)	New York State Water Trail and Tourism Summit	DOS	Local Waterfront Revitalization Program	\$ 25,000	\$ 50,000	Terminated
65571	Town of Smithtown	Meadow Road Stormwater Management	EFC	Green Innovation Grant Program	\$ 150,000	\$ 250,000	\$ -
63604	Main Street Theatre Partners, LLC	Main Street Partners Theater Capital	ESD	Empire State Development Grant Funds	\$ 150,000	\$ 2,214,650	\$ -
63648	C & H Machining, Inc.	C & H Machining Capital RC6	ESD	Empire State Development Grant Funds	\$ 13,000	\$ 59,200	\$ -
64709	GKN Aerospace Monitor	GKN Aerospace Monitor Capital	ESD	Empire State Development Grant Funds	\$ 500,000	\$ 4,500,000	\$ -
64763	Nassau County	Nassau Food Incubator Capital	ESD	Empire State Development Grant Funds	\$ 200,000	\$ 950,000	\$ -

APPENDIX TWO

STATUS OF ALL FUNDED CFA PROJECTS 2011 -2017

CFA	Applicant Name	Project Name	Agency	Program Name	CFA Award Amount	Total Project Cost	Funds Dispersed to Date
65043	ALKEN INDUSTRIES	Alken Industries Capital	ESD	Empire State Development Grant Funds	\$ 75,000	\$ 493,555	\$ 15,000
65170	VE Power Door Company, Inc.	VE Power Door Company Capital	ESD	Empire State Development Grant Funds	\$ 50,000	\$ 112,000	Terminated
65415	Hofstra University	Consumer Behavior Market Research Lab Capital	ESD	Empire State Development Grant Funds	\$ 500,000	\$ 2,500,000	\$ -
65695	Framerica Corp.	Framerica Capital	ESD	Empire State Development Grant Funds	\$ 50,000	\$ 232,150	\$ 50,000
65700	Suffolk County Community College	Suffolk County Community College Capital	ESD	Empire State Development Grant Funds	\$ 23,000	\$ 371,000	\$ -
66099	STONY BROOK UNIVERSITY	Stony Brook University School of Engineering Lab Capital	ESD	Empire State Development Grant Funds	\$ 150,000	\$ 2,090,000	\$ -
66325	Qosina Corp.	Qosina Capital	ESD	Empire State Development Grant Funds	\$ 185,000	\$ 955,000	\$ -
66477	The Research Foundation for The State University of New York	SBU MRI Capital	ESD	Empire State Development Grant Funds	\$ 500,000	\$ 4,145,000	\$ -
66562	Long Island GLBT Health and Human Services Network	Long Island GLBT Health and Human Services Network Capital	ESD	Empire State Development Grant Funds	\$ 250,000	\$ 3,000,000	\$ -
66563	The Feinstein Institute	Feinstein Institute at Northwell Health Capital	ESD	Empire State Development Grant Funds	\$ 500,000	\$ 10,000,000	\$ -
66590	Adelphi University	Adelphi University Health Science Lab Capital	ESD	Empire State Development Grant Funds	\$ 104,000	\$ 520,000	\$ -
66747	Nassau County	Nassau County Pedestrian Connector Capital	ESD	Empire State Development Grant Funds	\$ 1,000,000	\$ 18,400,000	\$ -
66818	North To South Real Estate, LLC	North to South Real Estate Capital	ESD	Empire State Development Grant Funds	\$ 200,000	\$ 2,565,750	\$ -

APPENDIX TWO

STATUS OF ALL FUNDED CFA PROJECTS 2011 -2017

CFA	Applicant Name	Project Name	Agency	Program Name	CFA Award Amount	Total Project Cost	Funds Dispersed to Date
66963	Montauk Inlet Seafood, Inc.	Montauk Inlet Seafood Capital II	ESD	Empire State Development Grant Funds	\$ 300,000	\$ 1,500,000	\$ -
67149	Long Island University	Long Island University Technology Park Capital RC6	ESD	Empire State Development Grant Funds	\$ 500,000	\$ 4,800,000	\$ -
67438	Modern Meadow, Inc.	Modern Meadow Capital	ESD	Empire State Development Grant Funds	\$ 1,000,000	\$ 5,000,000	Terminated
67459	Globe Grinding Corp.	Globe Grinding Capital RC6	ESD	Empire State Development Grant Funds	\$ 150,000	\$ 150,000	Terminated
67652	EXPORT-INDUSTRIAL METALS INTERNATIONAL LIMITED	Industrial Metals International Capital	ESD	Empire State Development Grant Funds	\$ 25,000	\$ 145,281	\$ -
67850	Young Men?s Christian Association of Long Island,	The Y Healthy Living Center Capital	ESD	Empire State Development Grant Funds	\$ 400,000	\$ 8,400,000	\$ -
68097	Suffolk County Department of Public Works	Patchogue Gateway Transportation Center Capital RC6	ESD	Empire State Development Grant Funds	\$ 300,000	\$ 6,500,000	\$ -
68148	Community Development Corp. of Long Island("CDCLI")	Wyandanch Rising- Building E Capital RC6	ESD	Empire State Development Grant Funds	\$ 500,000	\$ 40,527,468	\$ -
68189	L&S Packing Company, Inc.	L&S Packing Company Capital	ESD	Empire State Development Grant Funds	\$ 200,000	\$ 1,180,000	\$ -
68311	MTA Long Island Rail Road	LIRR Wyandanch Station Capital	ESD	Empire State Development Grant Funds	\$ 900,000	\$ 13,247,223	\$ -
68405	Luminati Aerospace LLC	Luminati Aerospace Phase Two Capital	ESD	Empire State Development Grant Funds	\$ 1,000,000	\$ 112,000,000	\$ -
68466	Satur Farms LLC	Satur Farms Capital	ESD	Empire State Development Grant Funds	\$ 75,000	\$ 455,640	\$ -
68606	Sheltair Farmingdale, LLC	Sheltair Farmingdale Capital	ESD	Empire State Development Grant Funds	\$ 200,000	\$ 9,400,000	\$ -

APPENDIX TWO

STATUS OF ALL FUNDED CFA PROJECTS 2011 -2017

CFA	Applicant Name	Project Name	Agency	Program Name	CFA Award Amount	Total Project Cost	Funds Dispersed to Date
74130	Harbor Lights Oyster Cor	Harbor Lights Oyster Compan	ESD	Empire State Development Grant Funds	\$ 300,000	\$ 1,500,000	\$ -
76718	SUNation Solar Systems	SUNation Solar Systems Capit	ESD	Empire State Development Grant Funds	\$ 150,000	\$ 339,796	Terminated
65980	Incorporated Village of Port Jefferson	Upper Port Jefferson Strategic Planning Working Capital	ESD	ESD - Strategic Planning and Feasibility Studies	\$ 25,000	\$ 50,000	\$ -
67220	Nassau County	Uniondale Bridge Project Working Capital	ESD	ESD - Strategic Planning and Feasibility Studies	\$ 40,000	\$ 100,000	\$ -
67489	Suffolk County Department of Public Works	Wyandanch Village Recharge Basin Study Working Capital	ESD	ESD - Strategic Planning and Feasibility Studies	\$ 25,000	\$ 50,000	\$ -
67674	Family Community Life Center, Inc.	Family Community Life Center Phase II Working Capital	ESD	ESD - Strategic Planning and Feasibility Studies	\$ 10,000	\$ 100,000	\$ -
61903	ALPINE OVERHEAD DOORS INC	Alpine Overhead Doors Excelsior	ESD	Excelsior Jobs Program	\$ 100,000	\$ 100,000	Tax credit
64501	Check-Mate International Products, Inc.	Check-Mate International Products Excelsior RC6	ESD	Excelsior Jobs Program	\$ 1,100,000	\$ 2,260,000	Tax credit
67438	Modern Meadow, Inc.	Modern Meadow Capital	ESD	Excelsior Jobs Program	\$ 10,000,000	\$ 14,000,000	Terminated
68405	Luminati Aerospace LLC	Luminati Aerospace Phase Two Capital	ESD	Excelsior Jobs Program	\$ 5,000,000	\$ 116,000,000	Tax credit
74200	Quality Enclosures, Inc	Quality Enclosures Excelsior	ESD	Excelsior Jobs Program	\$ 350,000	\$ 350,000	Tax credit
65252	Audubon New York (ANY)	Theodore Roosevelt Audubon NY Center for LI Conservation Capital	ESD	Market New York	\$ 130,000	\$ 650,000	\$ -
65942	Town of North Hempstead	North Hempstead Beach Park Promotion Working Capital	ESD	Market New York	\$ 82,500	\$ 110,000	\$ -

APPENDIX TWO

STATUS OF ALL FUNDED CFA PROJECTS 2011 -2017

CFA	Applicant Name	Project Name	Agency	Program Name	CFA Award Amount	Total Project Cost	Funds Dispersed to Date
66572	Long Island Arts Alliance, Inc.	Long Island Art and Culture Tourism Initiative MarketNY Working Capital RC6	ESD	Market New York	\$ 50,000	\$ 50,000	Terminated
66836	ST. JOSEPH'S COLLEGE NY	LI Hospitality Link to Education Market NY Working Capital RC6	ESD	Market New York	\$ 120,000	\$ 120,000	Terminated
67398	East End Tourism Alliance	Find It On the Forks Working Capital	ESD	Market New York	\$ 206,250	\$ 275,000	\$ 123,750
67707	LGBT Network	LGBT Network Pride on the Beach! Working Capital	ESD	Market New York	\$ 300,000	\$ 400,000	\$ 300,000
68280	Discover Long Island	Welcome to New York and Long Island Working Capital	ESD	Market New York	\$ 150,000	\$ 200,000	\$ -
64340	Stony Brook University	Stony Brook University Certified Business Incubator	ESD	New York State Business Incubator and Innovation Hot Spot Support Program	\$ 125,000	\$ 1,875,000	\$ -
68146	New York Institute of Technology	Entrepreneurship & Technology Innovation Center at New York Institute of Technology	ESD	New York State Business Incubator and Innovation Hot Spot Support Program	\$ 125,000	\$ 1,875,000	\$ 124,419
65601	Patchogue Business Improvement Management Association	Village of Patchogue NYMS Program	HCR	HCR - New York Main Street (NYMS)	\$ 250,000	\$ 945,000	\$ 11,056
63401	Town of Riverhead	EPCAL Athletic Trail	Parks	Environmental Protection Fund: Parks, Preservation and Heritage Grants	\$ 500,000	\$ 1,060,057	\$ -
65189	Village of Southampton	Rehabilitation of Historic Nugent Carriage House	Parks	Environmental Protection Fund: Parks, Preservation and Heritage Grants	\$ 210,000	\$ 420,000	\$ -

APPENDIX TWO

STATUS OF ALL FUNDED CFA PROJECTS 2011 -2017

CFA	Applicant Name	Project Name	Agency	Program Name	CFA Award Amount	Total Project Cost	Funds Dispersed to Date
65192	Village of Babylon	Historic Argyle Lake Park Shoreline Restoration	Parks	Environmental Protection Fund: Parks, Preservation and Heritage Grants	\$ 365,083	\$ 730,166	\$ -
65573	Town of Smithtown	Open Space Acquisition Ryan Property	Parks	Environmental Protection Fund: Parks, Preservation and Heritage Grants	\$ 500,000	\$ 1,000,000	\$ -
65965	Friends of The Coltrane Home	The Coltrane Home - Restoring the Home of an American Jazz Great	Parks	Environmental Protection Fund: Parks, Preservation and Heritage Grants	\$ 172,750	\$ 407,900	\$ 28,682
67924	Sands Point Preserve Conservancy	Hempstead House Roof Repair and Restoration	Parks	Environmental Protection Fund: Parks, Preservation and Heritage Grants	\$ 245,000	\$ 490,000	\$ -
ROUND 7							
76759	Peconic Land Trust	New York State Grown and Certified	Ag_and_Markets	NY Grown & Certified Agricultural Producer's Grant Program	\$ 500,000	\$ 531,315	\$ -
72413	Long Island Traditions	Connected Waters Heroes of the Harbors	Arts	Council on the Arts - Arts and Cultural Impact Programming (Round 7)	\$ 51,000	\$ 126,000	\$ -
76037	Josephine Herrick Project, Inc.	Workforce Training and Development Expansion	Arts	Council on the Arts - Workforce Readiness (Round 7)	\$ 48,450	\$ 61,181	\$ -
72404	Town of Brookhaven	A Strategy for Climate Smart South Shore Communities	DEC	2017 Climate Smart Communities Grants	\$ 87,500	\$ 175,000	\$ -
74142	City of Glen Cove	Glen Cove Western Gateway Strategic Plan	DEC	2017 Climate Smart Communities Grants	\$ 50,000	\$ 800,000	\$ -
72275	Inc. Village of Patchogue	Advanced Wastewater Treatment Facility Expansion	DEC	Engineering Planning Grant Program	\$ 30,000	\$ 100,000	\$ -
72433	Incorporated Village of Manorhaven	Sewer Infrastructure Upgrades Project	DEC	Engineering Planning Grant Program	\$ 30,000	\$ 36,000	\$ -
74562	Inc. Village of Westhampton Beach	Sewer System for Moniebogue Bay	DEC	Engineering Planning Grant Program	\$ 30,000	\$ 100,000	\$ -

APPENDIX TWO

STATUS OF ALL FUNDED CFA PROJECTS 2011 -2017

CFA	Applicant Name	Project Name	Agency	Program Name	CFA Award Amount	Total Project Cost	Funds Dispersed to Date
75521	Town of Brookhaven	North Bellport Sewage Collection System Plan Map Report	DEC	Engineering Planning Grant Program	\$ 30,000	\$ 125,000	\$ -
72201	Incorporated Village of Sea Cliff	Sanitary Sewer Connection to Glen Cove Wastewater Treatment Plant	DEC	Water Quality Improvement Project (WQIP) Program	\$ 3,315,000	\$ 3,900,000	\$ -
72503	City of Glen Cove	Rehabilitation of East Island-Dosoris Pond Bridge	DEC	Water Quality Improvement Project (WQIP) Program	\$ 695,160	\$ 1,000,050	\$ 173,790
73128	Peconic Land Trust	Regional Aquifer Protection Land Acquisition Program	DEC	Water Quality Improvement Project (WQIP) Program	\$ 2,321,828	\$ 3,212,311	\$ -
73479	City of Long Beach	Flow Diversion Project	DEC	Water Quality Improvement Project (WQIP) Program	\$ 2,500,000	\$ 6,953,000	\$ -
73777	Village of Patchogue	Shorefront Park Shoreline Protection Construction Project	DEC	Water Quality Improvement Project (WQIP) Program	\$ 45,000	\$ 4,081,926	\$ -
75509	Suffolk County Soil and Water Conservation District	Stormwater Runoff Remediation Protection of Richmond Creek	DEC	Water Quality Improvement Project (WQIP) Program	\$ 50,750	\$ 68,190	\$ -
76473	Incorporated Village of Northport, NY	Pit and Bluff Point Sewer Project	DEC	Water Quality Improvement Project (WQIP) Program	\$ 5,000,000	\$ 8,086,411	\$ -
72027	NYU Winthrop Hospital	Certified Professional Coder Training	DOL	Existing Employee Training Program	\$ 100,000	\$ 114,855	\$ -
73816	EI Electronics, LLC	Electrical Equipment and Appliance Manufacturing Skills Training	DOL	Existing Employee Training Program	\$ 23,680	\$ 37,931	\$ -
73991	Luitpold Pharmaceuticals, Inc.	Chemical Manufacturing Skills Training	DOL	Existing Employee Training Program	\$ 71,500	\$ 186,022	\$ -
74094	Electrical Training Center, Inc.	Educational Services Skills Training	DOL	Existing Employee Training Program	\$ 24,100	\$ 55,114	\$ -
74228	SCO Family of Services	Direct Support Professional Training	DOL	Existing Employee Training Program	\$ 96,000	\$ 96,000	\$ -

APPENDIX TWO

STATUS OF ALL FUNDED CFA PROJECTS 2011 -2017

CFA	Applicant Name	Project Name	Agency	Program Name	CFA Award Amount	Total Project Cost	Funds Dispersed to Date
74507	ACFR Industries, Inc. - Bay Fastening Systems Division	Advanced Manufacturing Skills Training	DOL	Existing Employee Training Program	\$ 97,000	\$ 359,611	\$ 14,200
74641	Qosina Corp.	Project Management Skills Training	DOL	Existing Employee Training Program	\$ 100,000	\$ 267,484	\$ -
74732	EPIC Long Island, Inc.	Management Development Program	DOL	Existing Employee Training Program	\$ 95,900	\$ 217,102	\$ -
75152	South Nassau Communities Hospital	Enhanced Healthcare Skills Training	DOL	Existing Employee Training Program	\$ 92,022	\$ 92,022	\$ -
75606	Mather Health System, Inc.	Primary Care Practice Skills Training	DOL	Existing Employee Training Program	\$ 18,005	\$ 18,005	\$ -
75725	Hendrickson Fleet Service, Inc.	Project Management and Leadership Skills Training	DOL	Existing Employee Training Program	\$ 86,900	\$ 162,742	\$ 3,800
75728	Spectronics Corporation	Electrical Equipment and Appliance Manufacturing Skills Training	DOL	Existing Employee Training Program	\$ 39,623	\$ 78,261	\$ -
75743	Sag Harbor Industries, Inc.	Solder ISO Skills Training	DOL	Existing Employee Training Program	\$ 27,123	\$ 44,071	\$ -
75765	Aeroflex Plainview, Inc.	Lean Sigma Six Manufacturing Skills Training	DOL	Existing Employee Training Program	\$ 91,150	\$ 184,680	\$ -
75970	Curtiss-Wright Flow Control Corporation	Target Rock	DOL	Existing Employee Training Program	\$ 17,200	\$ 38,206	\$ 3,800
76030	All-Ways Elevator, Inc	Certified Elevator Training	DOL	Existing Employee Training Program	\$ 86,300	\$ 280,807	\$ -
76562	Catalina Instrument Corp.	SharePoint Cyber Security Training	DOL	Existing Employee Training Program	\$ 40,200	\$ 106,036	\$ -
76850	Nationwide Court Services, Inc.	Quality Management Skills Training	DOL	Existing Employee Training Program	\$ 95,900	\$ 157,236	\$ -
77210	American Business Continuity Centers, LLC	Information Technology Skills Training	DOL	Existing Employee Training Program	\$ 96,976	\$ 96,976	\$ 8,130

APPENDIX TWO

STATUS OF ALL FUNDED CFA PROJECTS 2011 -2017

CFA	Applicant Name	Project Name	Agency	Program Name	CFA Award Amount	Total Project Cost	Funds Dispersed to Date
72544	Town of Oyster Bay	The Workforce Partnership Medical Training Program	DOL	Unemployed Worker Training Program	\$ 100,000	\$ 130,000	\$ -
72571	Town of Hempstead Department of Occupational Resources	HempsteadWorks Career Pathways 7.0	DOL	Unemployed Worker Training Program	\$ 99,988	\$ 199,976	\$ -
73029	Nassau Community College	URGENT Program	DOL	Unemployed Worker Training Program	\$ 100,000	\$ 100,000	\$ -
73432	Suffolk County Department of Labor, Licensing Consumer Affairs	Project SCHOOL II	DOL	Unemployed Worker Training Program	\$ 98,579	\$ 98,579	\$ -
75623	United Way of Long Island	Green Construction Skills Training	DOL	Unemployed Worker Training Program	\$ 100,000	\$ 100,000	\$ -
75643	SUNY Stony Brook	Project Management Skills Training	DOL	Unemployed Worker Training Program	\$ 100,000	\$ 100,000	\$ -
76127	Community Enterprises, Inc.	Retail Skills Training	DOL	Unemployed Worker Training Program	\$ 100,000	\$ 130,750	\$ -
76449	Payless Enterprises, Inc.	CNA Dental Assistant Skills Training	DOL	Unemployed Worker Training Program	\$ 100,000	\$ 100,000	\$ -
76598	Cambridge Business Institute, Inc.	Certified Nurse Aide Training	DOL	Unemployed Worker Training Program	\$ 100,000	\$ 100,000	\$ -
74437	Suffolk County	Regional Shared Services Portal	DOS	Local Government Efficiency Program	\$ 299,155	\$ 757,000	\$ -
75683	Town of Smithtown	Regional Highway Services Consolidation	DOS	Local Government Efficiency Program	\$ 799,982	\$ 888,869	\$ -
72311	Brookhaven (T)	Local Waterfront Revitalization Program and Harbor Management Plan	DOS	Local Waterfront Revitalization Program	\$ 277,500	\$ 370,000	\$ -
73777	Patchogue (V)	Shorefront Park Improvements Construction	DOS	Local Waterfront Revitalization Program	\$ 2,189,014	\$ 4,081,926	\$ -

APPENDIX TWO

STATUS OF ALL FUNDED CFA PROJECTS 2011 -2017

CFA	Applicant Name	Project Name	Agency	Program Name	CFA Award Amount	Total Project Cost	Funds Dispersed to Date
73819	Southold (T)	Peconic Bay to Long Island Sound Integrated Trails Initiative Phase 3	DOS	Local Waterfront Revitalization Program	\$ 120,000	\$ 162,991	\$ -
76939	Huntington (T)	Local Waterfront Revitalization Program	DOS	Local Waterfront Revitalization Program	\$ 56,250	\$ 75,000	\$ -
77089	Westhampton Beach (V)	Local Waterfront Revitalization Program	DOS	Local Waterfront Revitalization Program	\$ 56,250	\$ 75,000	\$ -
77269	Suffolk (Co)	Local Waterfront Revitalization Program	DOS	Local Waterfront Revitalization Program	\$ 60,000	\$ 80,300	\$ -
73301	Village of Freeport	Village Hall North Parking Lot Municipal Rain Garden	EFC	Green Innovation Grant Program	\$ 175,000	\$ 236,665	\$ -
69812	Oerlikon Metco US Inc.	Oerlikon Metco Capital	ESD	Empire State Development Grant Funds	\$ 100,000	\$ 4,000,000	\$ -
72614	Graphene Laboratories Inc.	Graphene Laboratories Capital	ESD	Empire State Development Grant Funds	\$ 500,000	\$ 2,000,000	\$ -
72899	Manna Fish Farms, Inc.	Manna Fish Farms Capital	ESD	Empire State Development Grant Funds	\$ 250,000	\$ 1,255,500	\$ -
73436	The Research Foundation for the State University of New York	Stony Brook University Center for Wide Bandgap Crystal Growth Capital	ESD	Empire State Development Grant Funds	\$ 2,000,000	\$ 5,500,000	\$ -
73905	AUTRONICS PLASTIC INC	Autronic Plastics Capital	ESD	Empire State Development Grant Funds	\$ 300,000	\$ 300,000	Terminated
74092	TOWN OF HUNTINGTON	Town of Huntington Municipal Parking Capital	ESD	Empire State Development Grant Funds	\$ 1,700,000	\$ 16,080,000	\$ -
74118	Community Development Corp. of Long Island("CDCLI")	CDC of LI- Carman Place Capital	ESD	Empire State Development Grant Funds	\$ 2,000,000	\$ 93,441,156	\$ -
74130	Harbor Lights Oyster Company, LLC	Harbor Lights Oyster Company Capital	ESD	Empire State Development Grant Funds	\$ 300,000	\$ 1,500,000	\$ -
74392	Town of Islip	Islip- MacArthur Airport	ESD	Empire State Development Grant Funds	\$ 650,000	\$ 3,200,000	\$ -

APPENDIX TWO

STATUS OF ALL FUNDED CFA PROJECTS 2011 -2017

CFA	Applicant Name	Project Name	Agency	Program Name	CFA Award Amount	Total Project Cost	Funds Dispersed to Date
74439	The Feinstein Institute	Feinstein Institute Center for Computational Genomics Capital	ESD	Empire State Development Grant Funds	\$ 1,600,000	\$ 8,000,000	\$ -
74476	Town of Southampton	Riverside Maritime Trail Capital	ESD	Empire State Development Grant Funds	\$ 26,000	\$ 520,000	\$ -
74744	Village of Sag Harbor	Village of Sag Harbor Capital	ESD	Empire State Development Grant Funds	\$ 550,000	\$ 2,928,500	\$ -
74758	The Research Foundation for The State University of New York	Farmingdale State College Virtual Reality Labs Capital	ESD	Empire State Development Grant Funds	\$ 400,000	\$ 2,075,000	\$ -
74792	Cold Spring Harbor Laboratory	Cold Spring Harbor Capital	ESD	Empire State Development Grant Funds	\$ 170,000	\$ 650,000	\$ -
74998	New York Institute of Technology	NYIT Research Technology Innovation Lab Capital	ESD	Empire State Development Grant Funds	\$ 150,000	\$ 750,000	\$ -
75138	Enzo Biochem, Inc.	Enzo Biochem Genetic Testing Facility Capital	ESD	Empire State Development Grant Funds	\$ 272,000	\$ 1,360,000	\$ -
75173	Nassau County Department of Public Works	Point Lookout Infrastructure Capital	ESD	Empire State Development Grant Funds	\$ 2,000,000	\$ 35,570,000	\$ -
76071	INCORPORATED VILLAGE OF PORT JEFFERSON	Village of Port Jefferson-Station Street Capital	ESD	Empire State Development Grant Funds	\$ 350,000	\$ 711,150	\$ -
76133	Young Men's Christian Association of Long Island,	YMCA of Long Island Wyandanch Community Center Capital	ESD	Empire State Development Grant Funds	\$ 3,500,000	\$ 18,800,000	\$ -
76692	Hofstra University	Hofstra University Chemistry Lab Capital	ESD	Empire State Development Grant Funds	\$ 225,000	\$ 1,010,000	\$ -
76718	SUNation Solar Systems	SUNation Solar Systems Capital	ESD	Empire State Development Grant Funds	\$ 150,000	\$ 339,796	Terminated
77055	Adelphi University	Adelphi University Labs for Tomorrow Capital	ESD	Empire State Development Grant Funds	\$ 300,000	\$ 1,982,000	\$ -

APPENDIX TWO

STATUS OF ALL FUNDED CFA PROJECTS 2011 -2017

CFA	Applicant Name	Project Name	Agency	Program Name	CFA Award Amount	Total Project Cost	Funds Dispersed to Date
77083	Georgica Green Ventures	Georgica Green Ventures Capital	ESD	Empire State Development Grant Funds	\$ 300,000	\$ 1,639,000	\$ -
77132	The Center for Science Teaching and Learning	The Center for Science Teaching and Learning STEM Centers Capital	ESD	Empire State Development Grant Funds	\$ 540,000	\$ 2,750,000	\$ -
77165	THURO METAL PRODUCTS, INC.	Thuro Metal Products Capital	ESD	Empire State Development Grant Funds	\$ 57,000	\$ 326,580	\$ -
77177	Suffok County	Wyandanch Digital Ballpark Capital	ESD	Empire State Development Grant Funds	\$ 210,000	\$ 425,000	\$ -
73683	Suffok County	Suffolk County Downtown Kings Park Plan Working Capital	ESD	ESD - Strategic Planning and Feasibility Studies	\$ 50,000	\$ 150,000	\$ -
74960	Town of Riverhead	Town of Riverhead Parking Plan Working Capital	ESD	ESD - Strategic Planning and Feasibility Studies	\$ 10,000	\$ 138,000	\$ -
76064	Village of Lindenhurst	Village of Lindenhurst Plan Working Capital	ESD	ESD - Strategic Planning and Feasibility Studies	\$ 40,000	\$ 100,000	\$ -
70531	Johnson & Hoffman	Johnson & Hoffman Excelsior	ESD	Excelsior Jobs Program	\$ 625,000	\$ 625,000	Tax credit
72330	Tough Mudder, Inc.	Tough Mudder Long Island 2018 Capital	ESD	Market New York	\$ 160,000	\$ 860,000	\$ -
72562	Long Island Wine Council	Wine Tourism Marketing Working Capital	ESD	Market New York	\$ 150,000	\$ 200,000	\$ -
73820	Discover Long Island	Global Tourism Marketing Partnerships Working Capital	ESD	Market New York	\$ 300,000	\$ 400,000	\$ -
74364	East End Tourism Alliance	Craft Beverage Promotion Weekends Working Capital	ESD	Market New York	\$ 187,000	\$ 250,000	\$ -
75193	LGBT Network	LGBT Network - Pride on the Beach 2018 Working Capital	ESD	Market New York	\$ 103,125	\$ 137,500	\$ -
76338	North Fork Authentic, Inc.	North Fork Authentic Working Capital	ESD	Market New York	\$ 150,000	\$ 200,000	\$ -

APPENDIX TWO

STATUS OF ALL FUNDED CFA PROJECTS 2011 -2017

CFA	Applicant Name	Project Name	Agency	Program Name	CFA Award Amount	Total Project Cost	Funds Dispersed to Date
76386	North Fork Promotion Council	North Fork Trolley Working Capital	ESD	Market New York	\$ 112,500	\$ 150,000	\$ -
75888	Long Island High Technology Incubator, Inc. (LIHTI)	Long Island Innovation Hot Spot	ESD	New York State Innovation Hot Spot Support Program	\$ 250,000	\$ 4,227,113	\$ -
75075	Suffolk County Historical Society	Suffolk County Historical Society ADA Renovations	ESD-Arts	Arts & Cultural Facilities Improvement Program	\$ 500,000	\$ 1,000,000	\$ -
72017	Inc. Village of Sea Cliff	Firehouse Window and Facade Rehabilitation	Parks	Environmental Protection Fund: Parks, Preservation and Heritage Grants	\$ 363,694	\$ 727,388	\$ 13,768
72467	Old Westbury Gardens Inc.	Westbury House Roof Restoration	Parks	Environmental Protection Fund: Parks, Preservation and Heritage Grants	\$ 500,000	\$ 1,493,223	\$ -
73777	Village of Patchogue	Shorefront Park Shoreline Protection	Parks	Environmental Protection Fund: Parks, Preservation and Heritage Grants	\$ 314,640	\$ 4,081,926	\$ -
75795	Town of North Hempstead	Hempstead Harbor Shoreline Trail	Parks	Environmental Protection Fund: Parks, Preservation and Heritage Grants	\$ 450,000	\$ 900,000	\$ -
76456	Open Space Institute Land Trust, Inc.	Nature and Environmental Education Center	Parks	Environmental Protection Fund: Parks, Preservation and Heritage Grants	\$ 500,000	\$ 1,145,613	\$ -

PRINTING GENEROUSLY DONATED BY

